



US00D624374S

(12) **United States Design Patent**
Walters, III

(10) **Patent No.:** **US D624,374 S**

(45) **Date of Patent:** **** Sep. 28, 2010**

(54) **TONER KEY FOR COPIER**

(76) Inventor: **Culver John Walters, III**, P.O. Box
6117, Norman, OK (US) 73070

(**) Term: **14 Years**

(21) Appl. No.: **29/348,317**

(22) Filed: **Dec. 18, 2009**

(51) **LOC (9) Cl.** **08-05**

(52) **U.S. Cl.** **D8/19; D8/347**

(58) **Field of Classification Search** D8/14,
D8/16-19, 33-43, 88, 89, 105, 107, 347,
D8/348; D18/36, 43; 7/113, 151-156; 30/400-410,
30/416-430, 433, 434, 443, 450; 81/3.07,
81/3.09, 3.2, 3.27, 3.29, 3.31, 3.35, 3.37,
81/3.4, 3.45, 3.48, 3.49, 3.55

See application file for complete search history.

(56) **References Cited**

U.S. PATENT DOCUMENTS

- D216,281 S * 12/1969 Moyroud D18/43
- D257,383 S * 10/1980 Davenport D8/19
- D345,686 S * 4/1994 Boehner D8/347
- D368,998 S * 4/1996 King D8/19

- D385,576 S * 10/1997 Busby et al. D18/43
- D434,792 S * 12/2000 C'DeBaca D18/43
- D589,085 S * 3/2009 Han D18/43
- D603,230 S * 11/2009 DeBow D8/17

* cited by examiner

Primary Examiner—Garth Rademaker

(74) *Attorney, Agent, or Firm*—Gary L. Eastman

(57) **CLAIM**

The ornamental design for a toner key for copier, as shown and described.

DESCRIPTION

FIG. 1 is a top perspective view of a toner key for copier showing my new design;

FIG. 2 is a left side view of the toner key for copier;

FIG. 3 is a right side view of the toner key for copier;

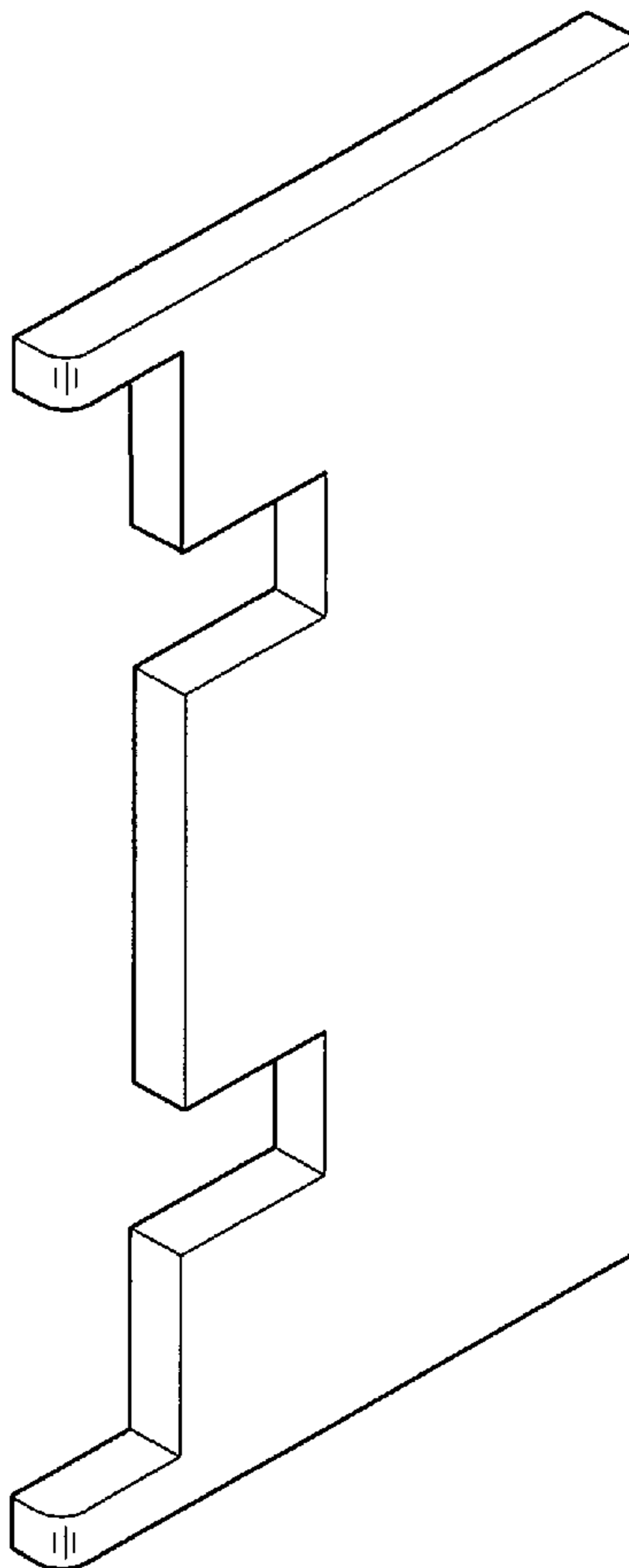
FIG. 4 is a front view of the toner key for copier;

FIG. 5 is a back view of the toner key for copier;

FIG. 6 is a bottom view of the toner key for copier; and,

FIG. 7 is a top view of the toner key for copier.

1 Claim, 2 Drawing Sheets



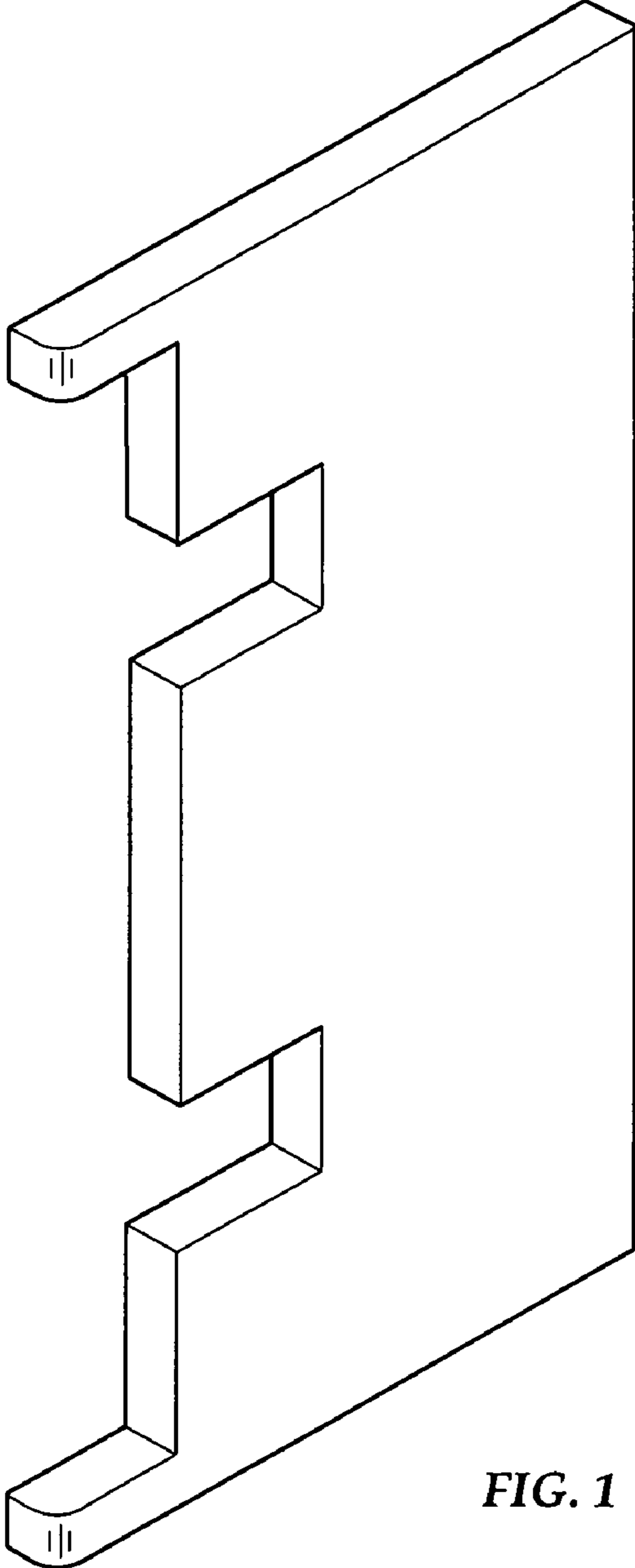


FIG. 1

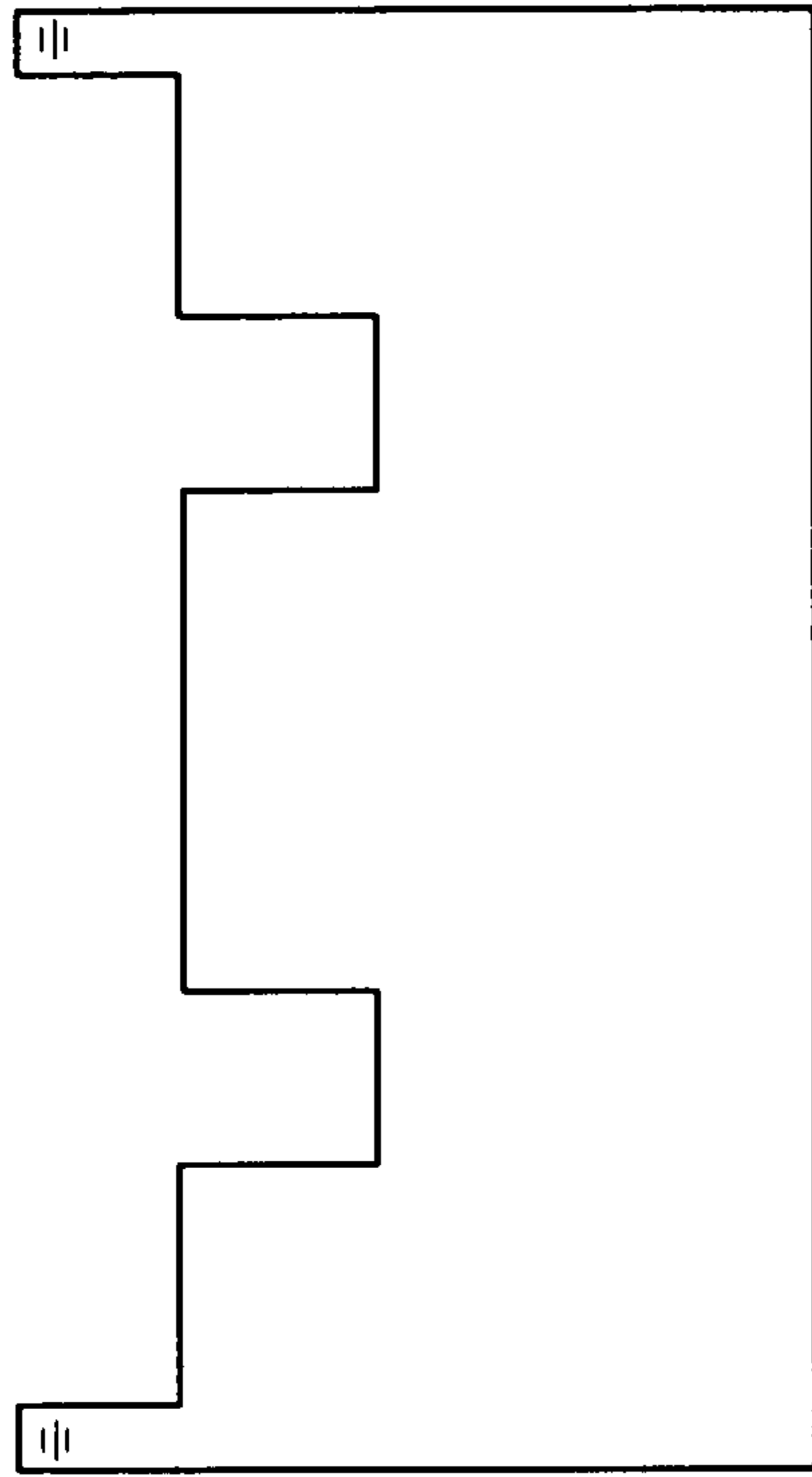


FIG. 2

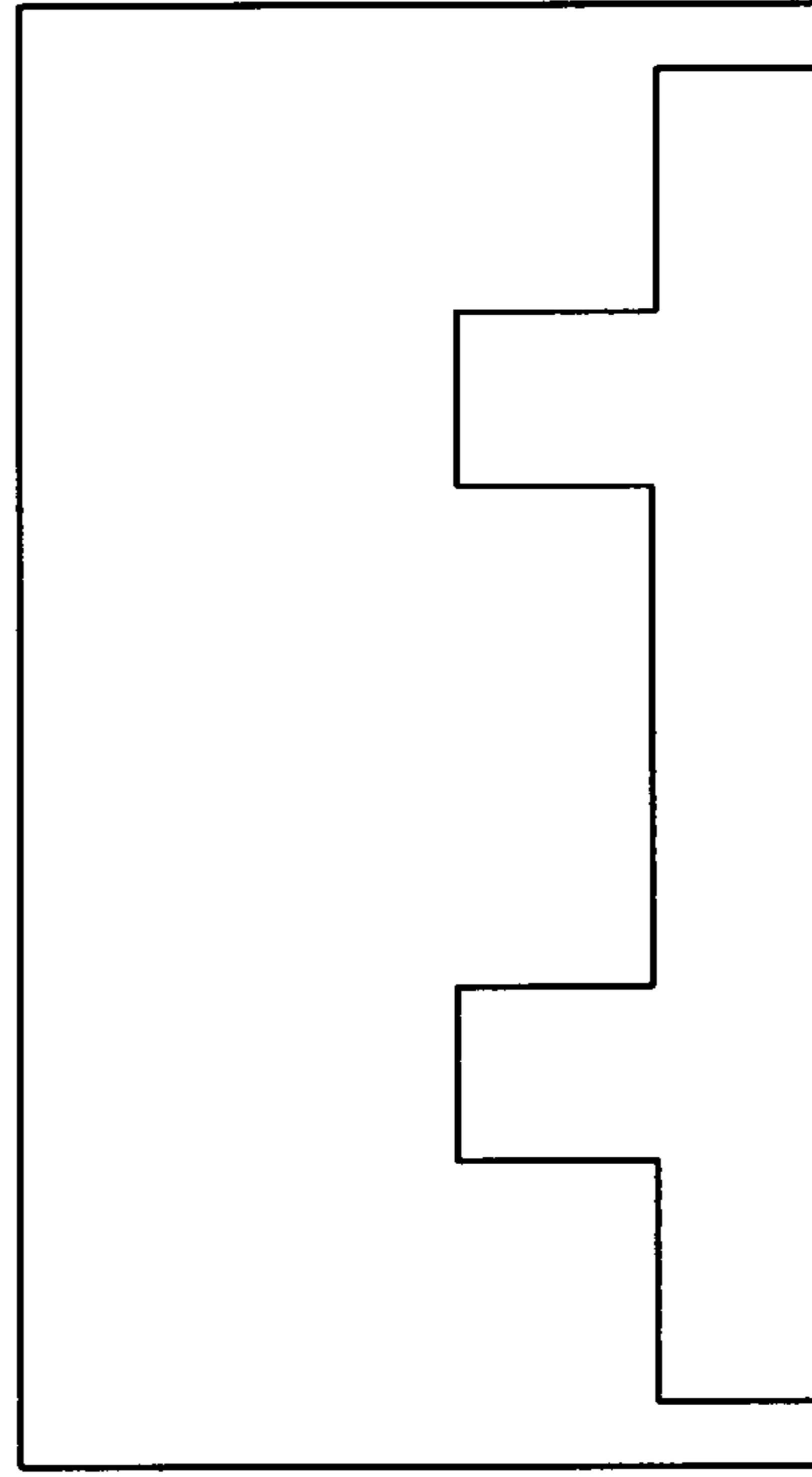


FIG. 3

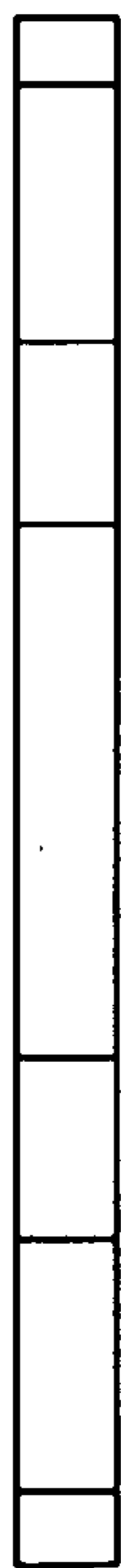


FIG. 4



FIG. 5



FIG. 6



FIG. 7