



US00D624366S

(12) **United States Design Patent**
Sherron

(10) **Patent No.:** **US D624,366 S**

(45) **Date of Patent:** **** Sep. 28, 2010**

(54) **WINE GLASS COZY**

(75) Inventor: **Julia B. Sherron**, Vass, NC (US)

(73) Assignee: **JB Originals, LLC**, Vass, NC (US)

(**) Term: **14 Years**

(21) Appl. No.: **29/313,077**

(22) Filed: **Dec. 4, 2008**

(51) **LOC (9) Cl.** **07-06**

(52) **U.S. Cl.** **D7/624.2; D7/607**

(58) **Field of Classification Search** D7/601-602,
D7/607-608, 619.1, 624.1, 624.2, 624.3,
D7/387, 396.1, 396.2; 215/11.6, 12.1, 12.2,
215/13.1; 220/592.16, 592.17, 737-739,
220/903; 62/530

See application file for complete search history.

(56) **References Cited**

U.S. PATENT DOCUMENTS

2,685,318	A *	8/1954	Merkle	215/395
3,013,597	A *	12/1961	Moran	383/6
4,282,279	A *	8/1981	Strickland	224/414
D286,606	S *	11/1986	Curtis et al.	D7/624.2
D315,477	S *	3/1991	Shearer	D7/607
D339,034	S *	9/1993	Walcott et al.	D7/607
D349,010	S *	7/1994	Johnson	D7/619.1
D379,303	S *	5/1997	Broye	D9/444
D487,967	S *	4/2004	Kodsi et al.	D3/229
7,192,632	B2	3/2007	Heldibridle et al.	428/80

D544,312	S *	6/2007	Dill-Schmidt et al.	D7/624.3
D555,431	S *	11/2007	Gostt et al.	D7/607
D555,981	S *	11/2007	Gostt et al.	D7/607
D582,729	S *	12/2008	Ross	D7/603
D584,054	S *	1/2009	Massie	D3/303
D595,096	S	6/2009	Slay	D7/624.2
2007/0125791	A1	6/2007	Donnelly et al.	220/737
2009/0294463	A1	12/2009	Stack	220/739

* cited by examiner

Primary Examiner—Carol Rademaker

Assistant Examiner—Dana L Sipos

(74) *Attorney, Agent, or Firm*—MacCord Mason PLLC

(57) **CLAIM**

The ornamental design for a wine glass cozy, as shown and described.

DESCRIPTION

FIG. 1 is a front perspective view of a wine cozy showing my new design;

FIG. 2 is a front elevational view thereof;

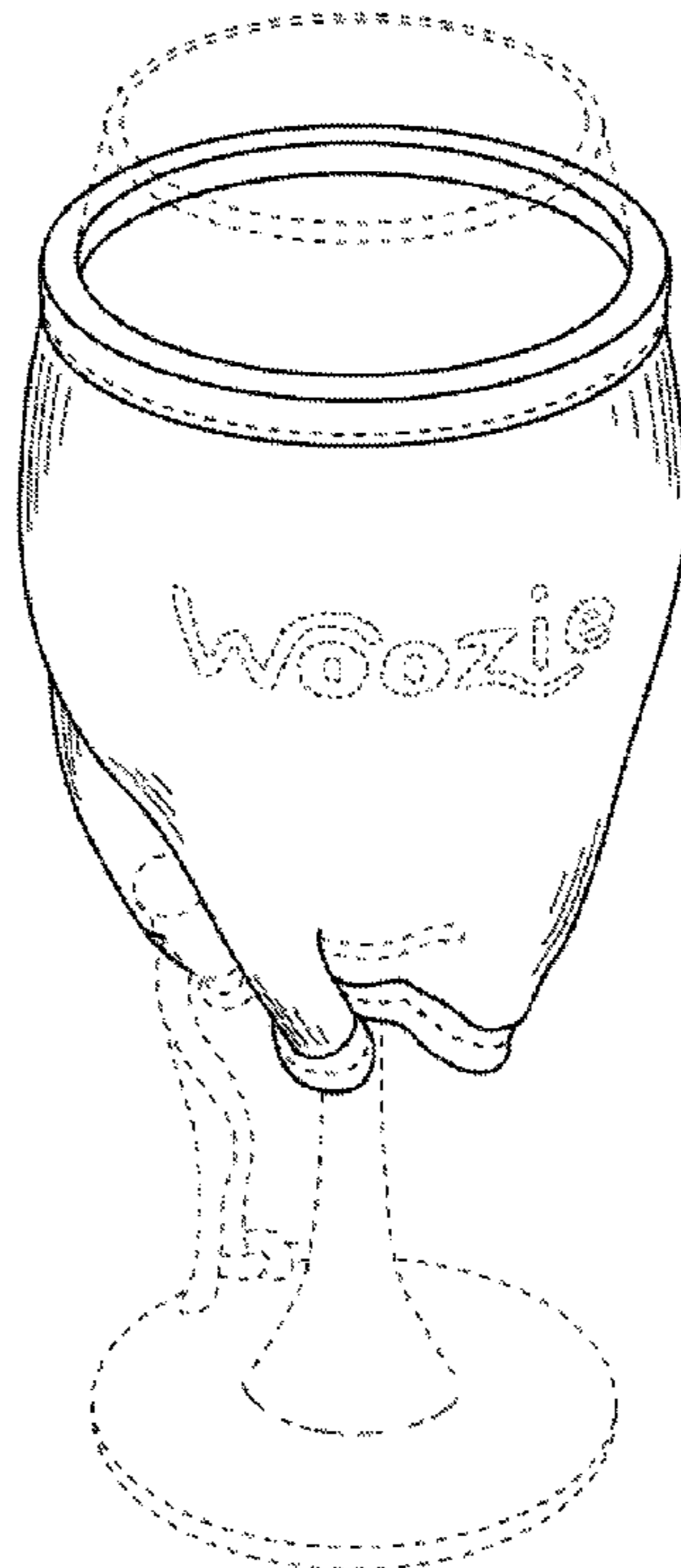
FIG. 3 is a side elevational view thereof illustrating the clasp;

FIG. 4 is a view of the opposite side; and,

FIG. 5 is a perspective view of the wine glass cozy of the present invention in unclaimed packaging.

The broken lines in the drawings are for illustrative purposes only and form no part of the claimed design.

1 Claim, 5 Drawing Sheets



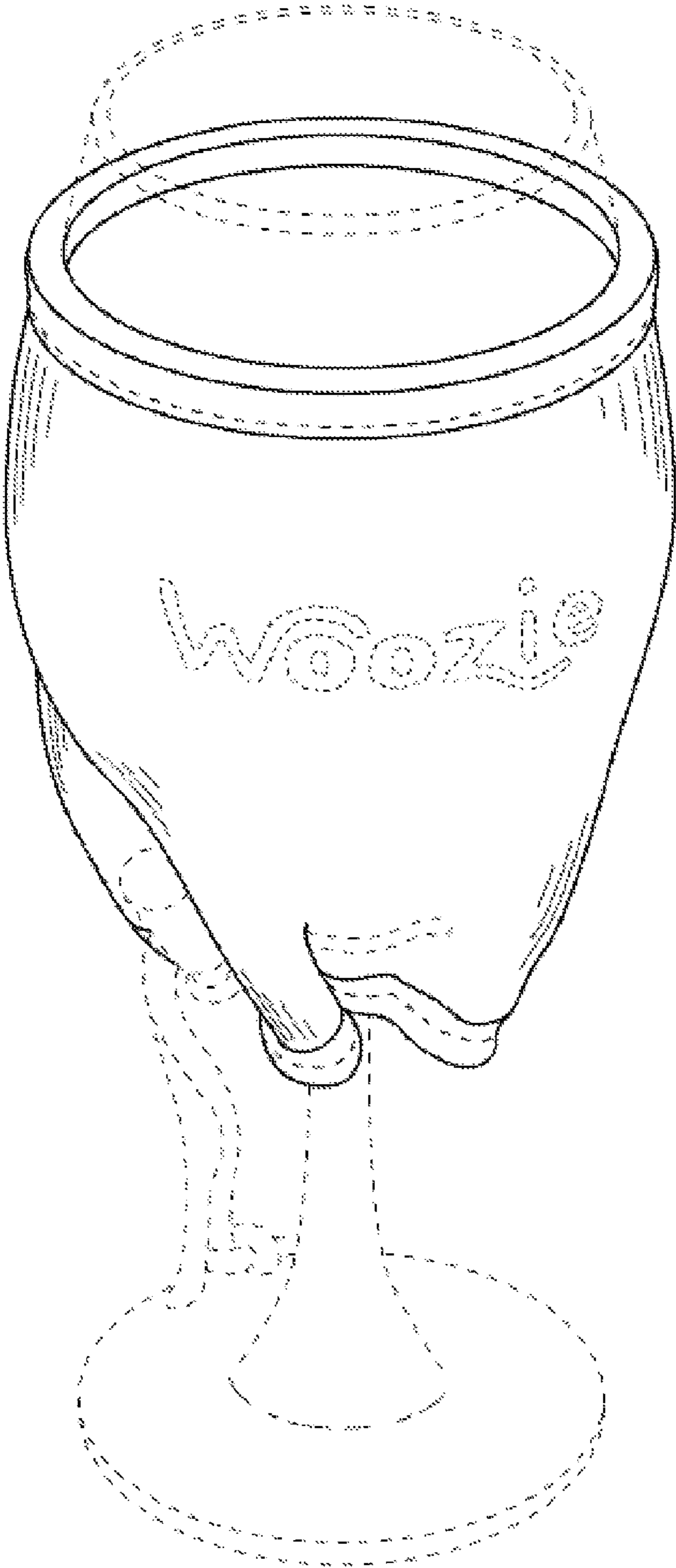


FIG. 1

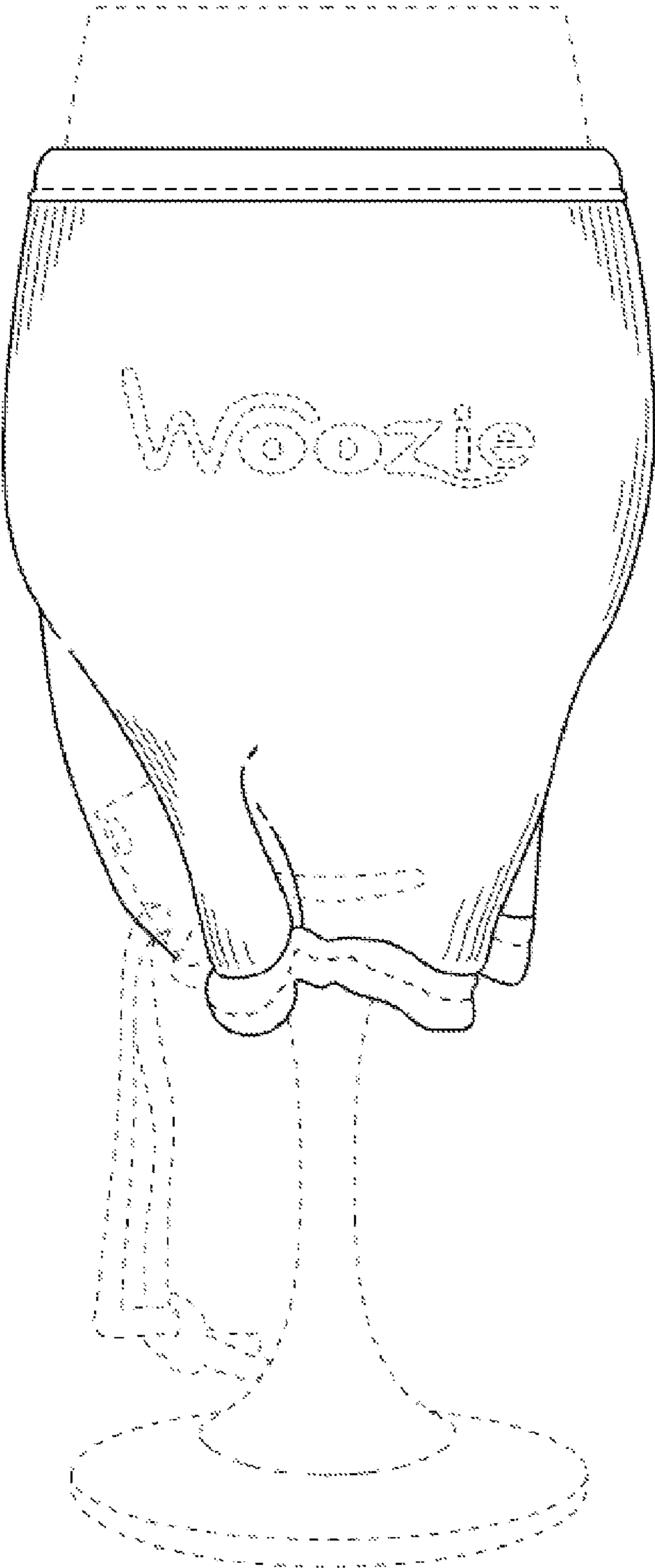


FIG. 2

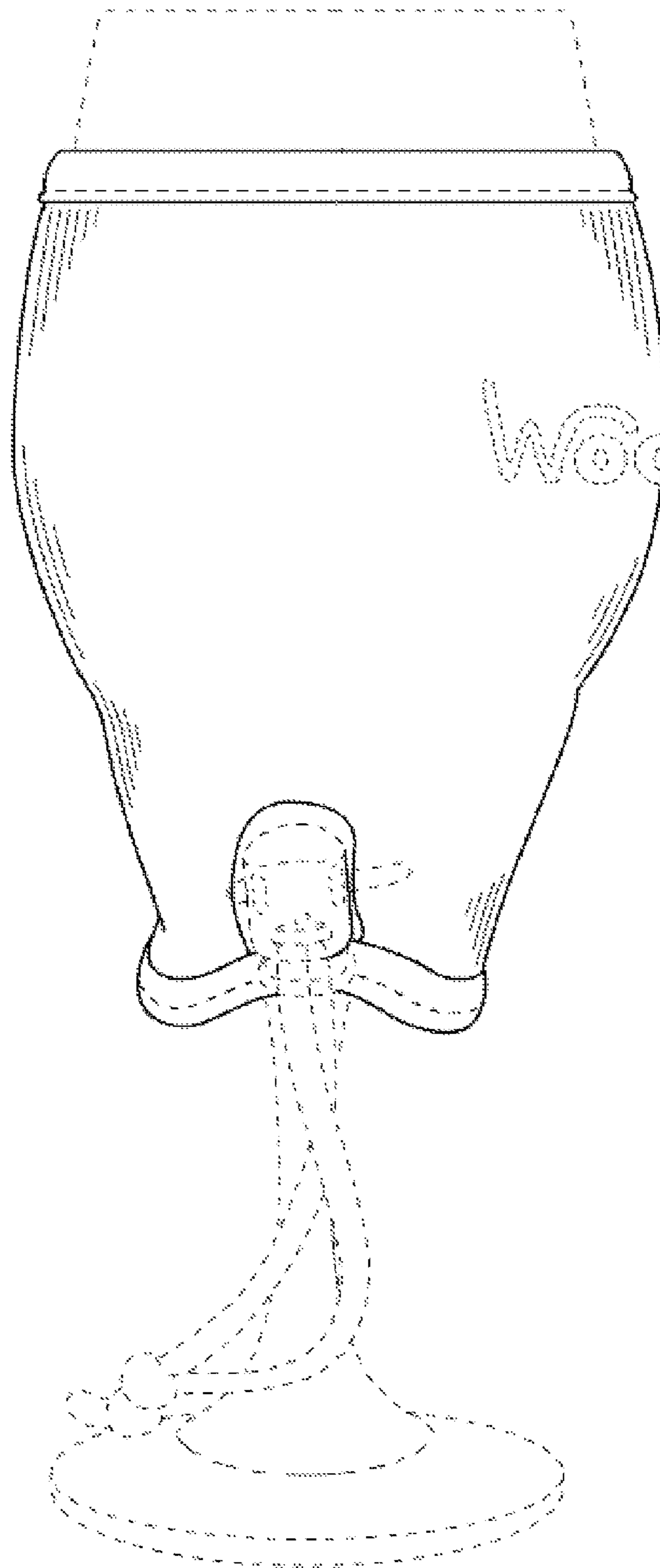


FIG. 3

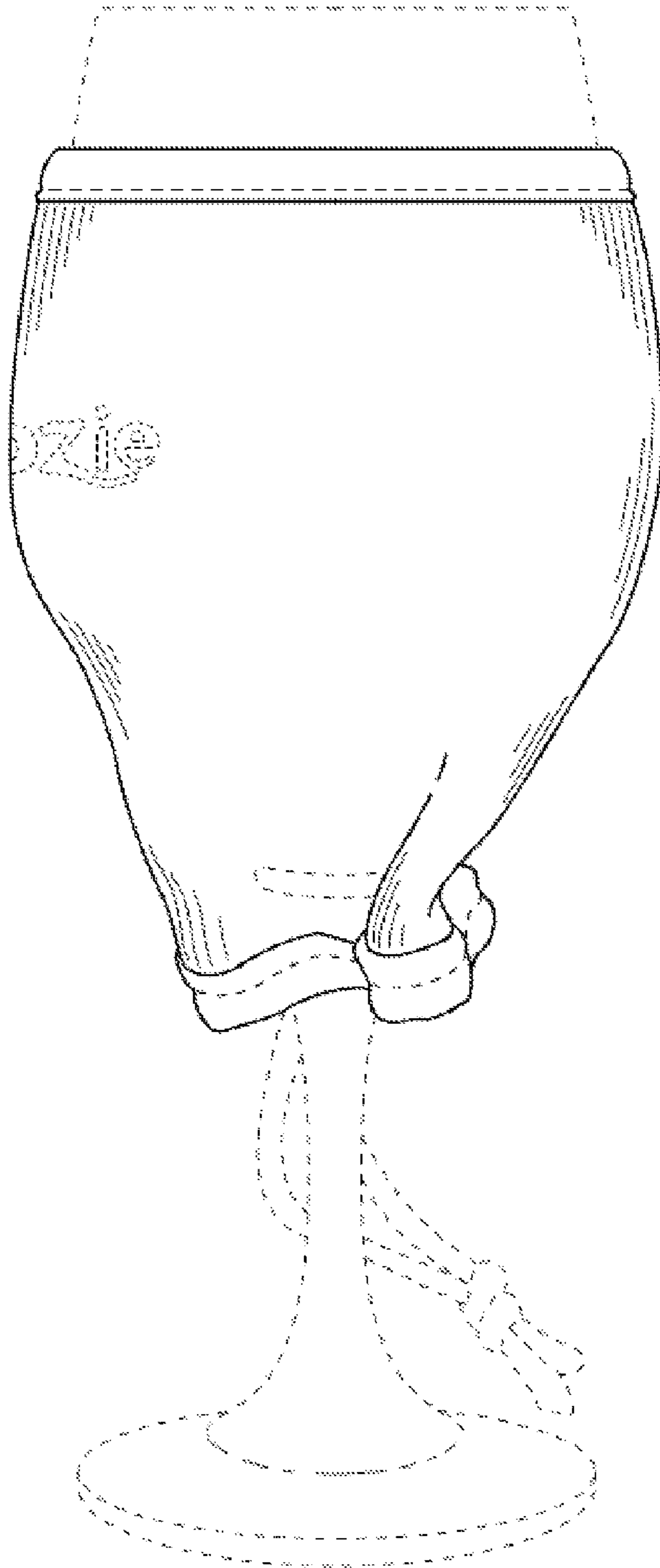


FIG. 4

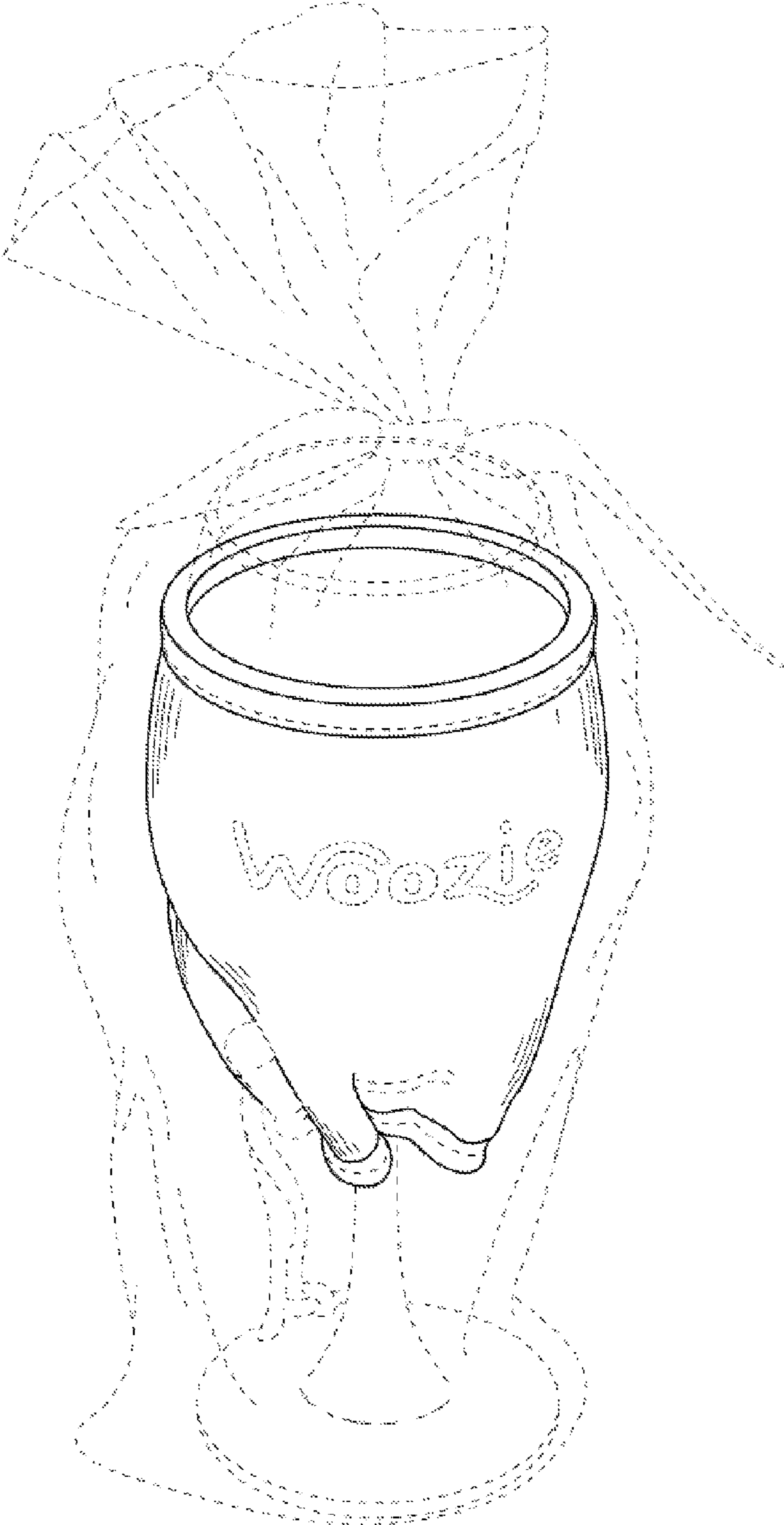


FIG. 5