



US00D624365S

(12) **United States Design Patent**  
**Specht et al.**

(10) **Patent No.:** **US D624,365 S**

(45) **Date of Patent:** **\*\* Sep. 28, 2010**

(54) **DECORATIVE GLASS**

(75) Inventors: **Julie A. Specht**, Elmhurst, IL (US);  
**Patti A. Daniels**, Wheaton, IL (US)

(73) Assignee: **Stemware Designs, Inc.**, Elmhurst, IL  
(US)

(\*\*) Term: **14 Years**

(21) Appl. No.: **29/355,030**

(22) Filed: **Feb. 1, 2010**

D198,174 S *	5/1964	Treu .....	D7/527
D206,889 S *	2/1967	Benes .....	D7/523
D221,015 S *	6/1971	Northup .....	D7/524
D289,125 S *	4/1987	Durand .....	D7/530
D290,208 S *	6/1987	Hlava et al. ....	D7/523
D298,397 S *	11/1988	Durand .....	D7/525
D298,995 S *	12/1988	Durand .....	D7/525
D299,101 S *	12/1988	Durand .....	D7/537
D299,299 S *	1/1989	Durand .....	D7/527
D317,101 S *	5/1991	Wenzl .....	D7/537
D336,594 S *	6/1993	Trush .....	D7/537
D366,393 S *	1/1996	Harrison et al. ....	D7/522
D370,155 S *	5/1996	Harrison et al. ....	D7/524
D456,672 S *	5/2002	Bodum .....	D7/511
D548,528 S *	8/2007	Cha et al. ....	D7/523

**Related U.S. Application Data**

(62) Division of application No. 29/305,392, filed on Mar. 19, 2003, now Pat. No. Des. 611,302.

(51) **LOC (9) Cl.** ..... **07-01**

(52) **U.S. Cl.** ..... **D7/524; D7/537; D7/528**

(58) **Field of Classification Search** ..... D7/524,  
D7/537, 523, 509, 500, 522, 507, 530, 525,  
D7/526, 528; D11/153; D30/125; 99/323.1,  
99/277.2; 220/710, 703, 592, 16, 595.17;  
215/372, 374, 377, 366, 387, 12.1; 362/101,  
362/253, 394, 276, 806

See application file for complete search history.

(56) **References Cited**

**U.S. PATENT DOCUMENTS**

D19,427 S *	11/1889	Smith .....	D7/524
D44,339 S *	7/1913	Ebeling .....	D7/524
D44,661 S *	9/1913	Hunter .....	D7/524
D63,856 S *	1/1924	Trippi .....	D7/522
D83,852 S *	4/1931	Duncan, Jr. ....	D7/524
D166,477 S *	4/1952	Margolis .....	D9/529

\* cited by examiner

*Primary Examiner*—Robert M Spear

*Assistant Examiner*—Cynthia Underwood

(74) *Attorney, Agent, or Firm*—Cook Alex Ltd.

(57)

**CLAIM**

The ornamental design for decorative glass, as shown and described.

**DESCRIPTION**

FIG. 1 is an isometric view of a decorative glass showing the upper and lower edges of the decorative band in solid lines and the portions between the upper and lower edges of the decorative band shown in phantom. The phantom lines form no part of the claimed design;

FIG. 2 is a front elevational view of FIG. 1;

FIG. 3 is a top plan view of FIG. 1; and,

FIG. 4 is a bottom plan view of FIG. 1.

**1 Claim, 1 Drawing Sheet**




FIG.1




FIG.2




FIG.3

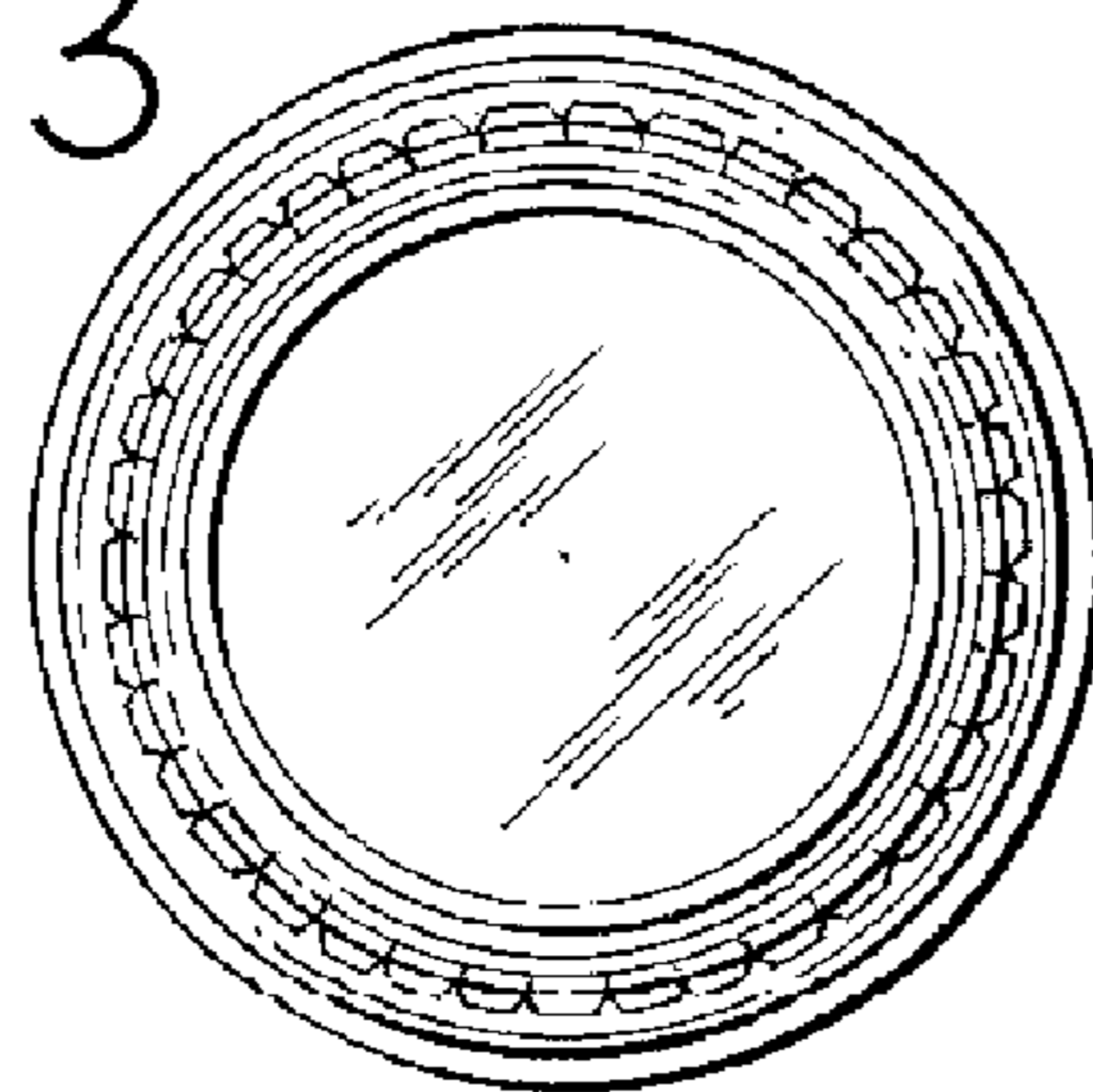


FIG.4

