



US00D624364S

(12) **United States Design Patent**
Specht et al.

(10) **Patent No.:** **US D624,364 S**

(45) **Date of Patent:** **** Sep. 28, 2010**

(54) **DECORATIVE GLASS**

(75) Inventors: **Julie A. Specht**, Elmhurst, IL (US);
Patti A. Daniels, Wheaton, IL (US)

(73) Assignee: **Stemware Designs, Inc.**, Elmhurst, IL
(US)

(**) Term: **14 Years**

(21) Appl. No.: **29/355,029**

(22) Filed: **Feb. 1, 2010**

Related U.S. Application Data

(62) Division of application No. 29/305,389, filed on Mar.
19, 2008, now Pat. No. Des. 609,055.

(51) **LOC (9) Cl.** **07-01**

(52) **U.S. Cl.** **D7/524; D7/537; D7/528**

(58) **Field of Classification Search** D7/524,
D7/537, 523, 509, 500, 522, 507, 530, 525,
D7/526, 528; D11/153; D30/125; 99/323.1,
99/277.2; 220/710, 703, 592, 16, 595.17;
215/372, 374, 377, 366, 387, 12.1; 362/101,
362/253, 394, 276, 806

See application file for complete search history.

(56) **References Cited**

U.S. PATENT DOCUMENTS

- D19,427 S * 11/1889 Smith D7/524
- D44,339 S * 7/1913 Ebeling D7/524
- D44,661 S * 9/1913 Hunter D7/524
- D63,856 S * 1/1924 Trippi D7/522
- D83,852 S * 4/1931 Duncan, Jr. D7/524
- D166,477 S * 4/1952 Margolis D9/529
- D198,174 S * 5/1964 Treu D7/527
- D206,889 S * 2/1967 Benes D7/523
- D221,015 S * 6/1971 Northup D7/524
- D289,125 S * 4/1987 Durand D7/530
- D290,208 S * 6/1987 Hlava et al. D7/523

D298,397 S * 11/1988 Durand D7/525

D298,995 S * 12/1988 Durand D7/525

D299,101 S * 12/1988 Durand D7/537

D299,299 S * 1/1989 Durand D7/527

(Continued)

Primary Examiner—Robert M Spear

Assistant Examiner—Cynthia Underwood

(74) *Attorney, Agent, or Firm*—Cook Alex Ltd.

(57) **CLAIM**

The ornamental design for decorative glass, as shown and described.

DESCRIPTION

FIG. 1 is an isometric view of an embodiment of a decorative glass showing the upper and lower edges of the decorative band in solid lines and the portions between the upper and lower edges of the decorative band shown in phantom and form no part of the claimed design;

FIG. 2 is a front elevational view of FIG. 1;

FIG. 3 is a top plan view of FIG. 1;

FIG. 4 is a bottom plan view of FIG. 1;

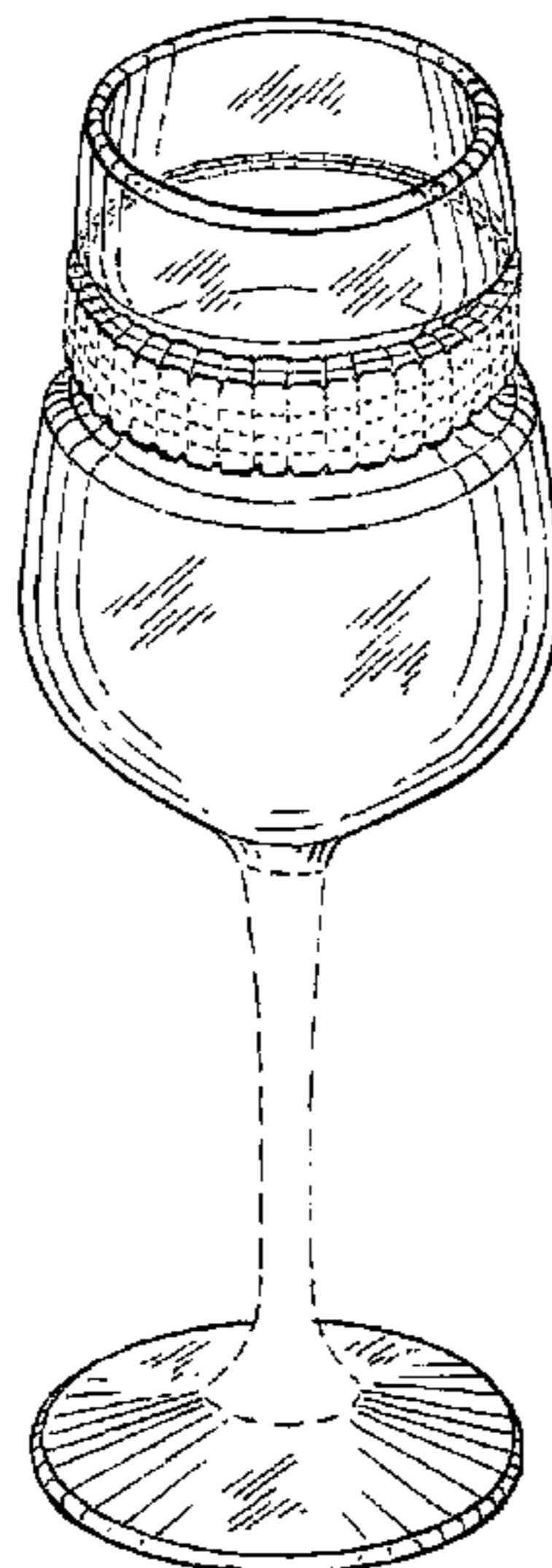
FIG. 5 is an isometric view of another embodiment of a decorative glass showing the upper and lower edges of the decorative band in solid lines and the portions between the upper and lower edges of the decorative band shown in phantom and form no part of the claimed design.

FIG. 6 is a front elevational view of FIG. 5;

FIG. 7 is a top plan view of FIG. 5; and,

FIG. 8 is a bottom plan view of FIG. 5.

1 Claim, 2 Drawing Sheets



US D624,364 S

Page 2

U.S. PATENT DOCUMENTS

D317,101 S *	5/1991	Wenzl	D7/537	D370,155 S *	5/1996	Harrison et al.	D7/524
D336,594 S *	6/1993	Trush	D7/537	D456,672 S *	5/2002	Bodum	D7/511
D366,393 S *	1/1996	Harrison et al.	D7/522	D548,528 S *	8/2007	Cha et al.	D7/523

* cited by examiner

FIG. 1




FIG. 2




FIG. 3

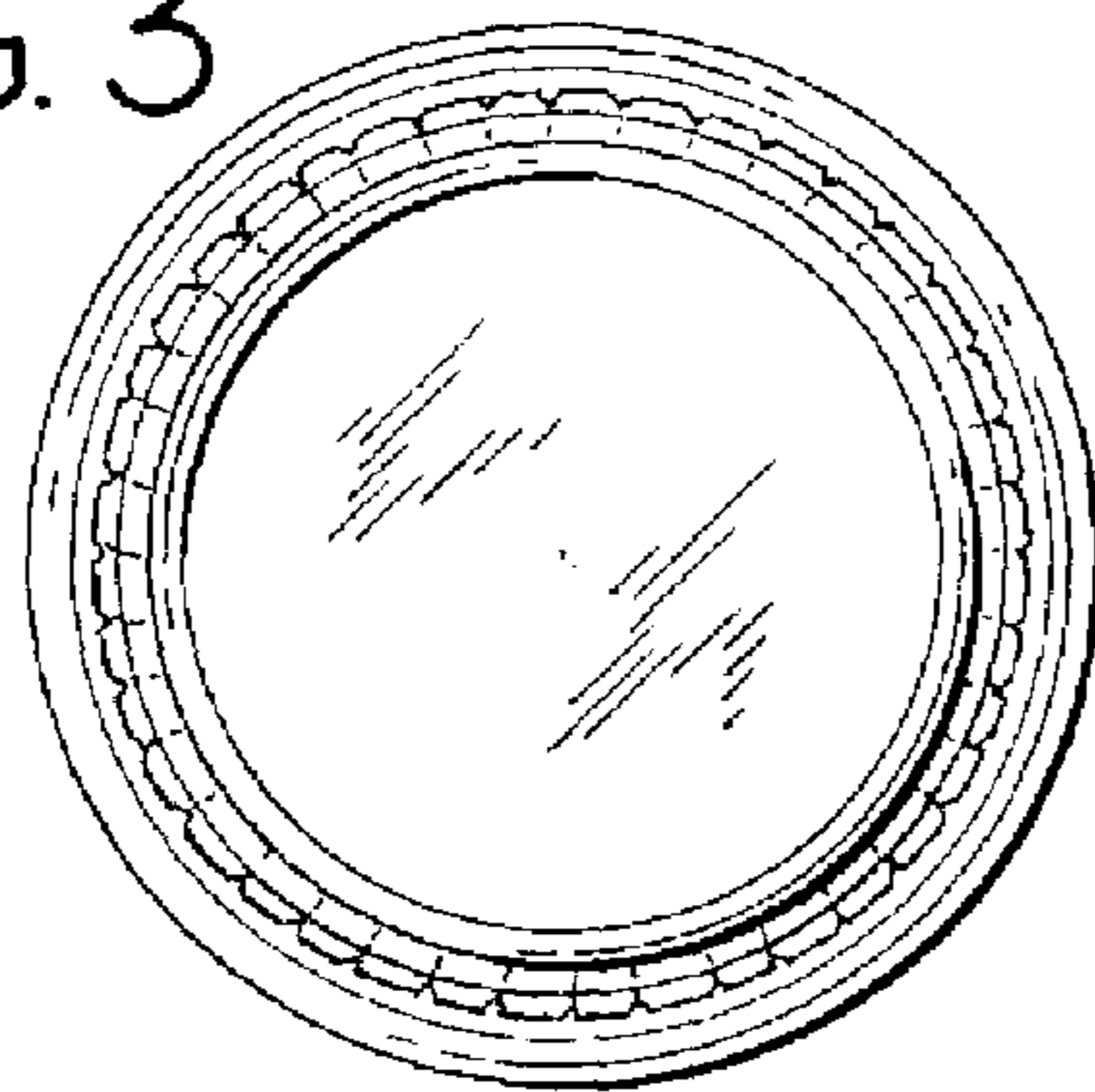


FIG. 4

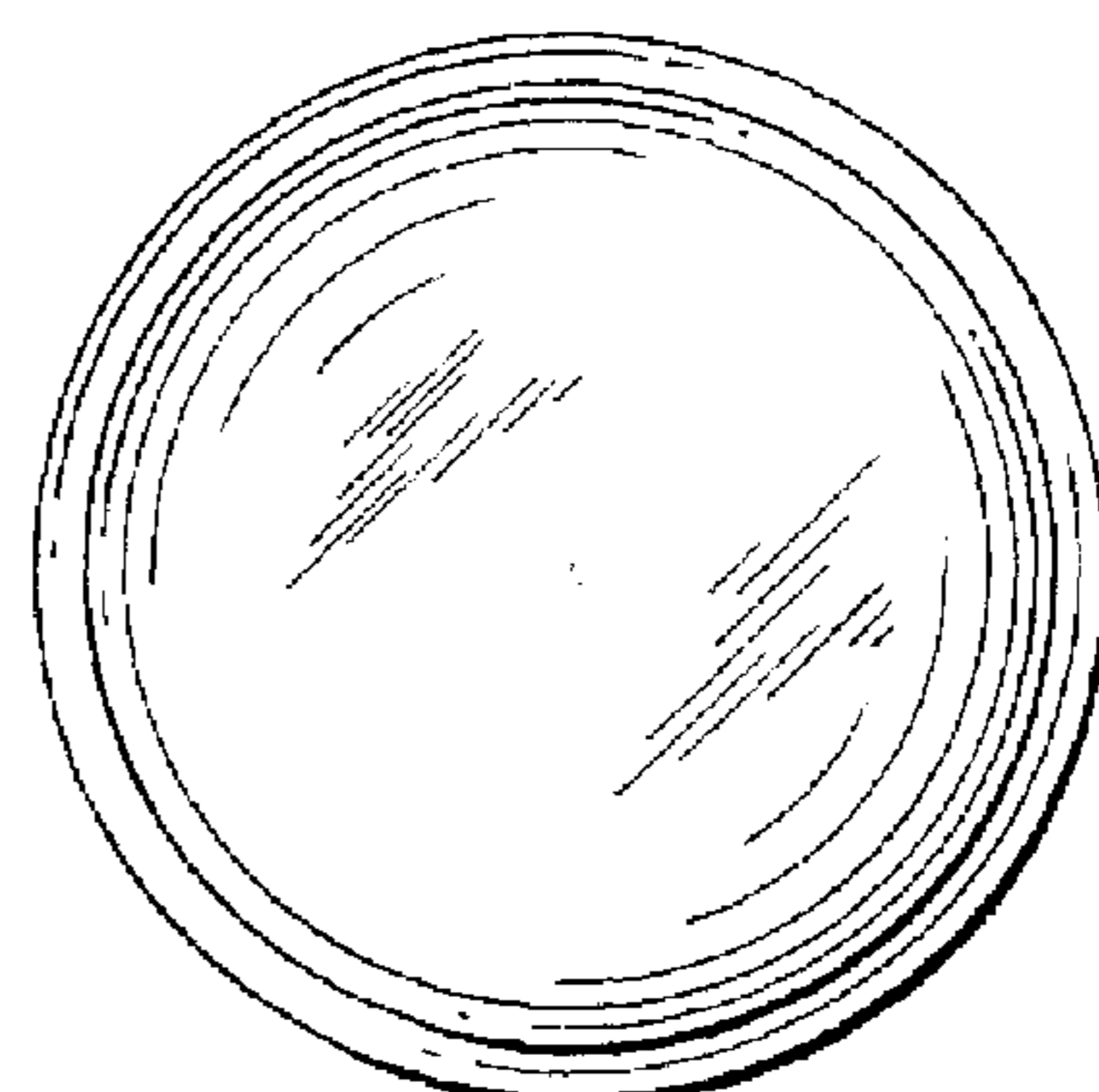


FIG. 5

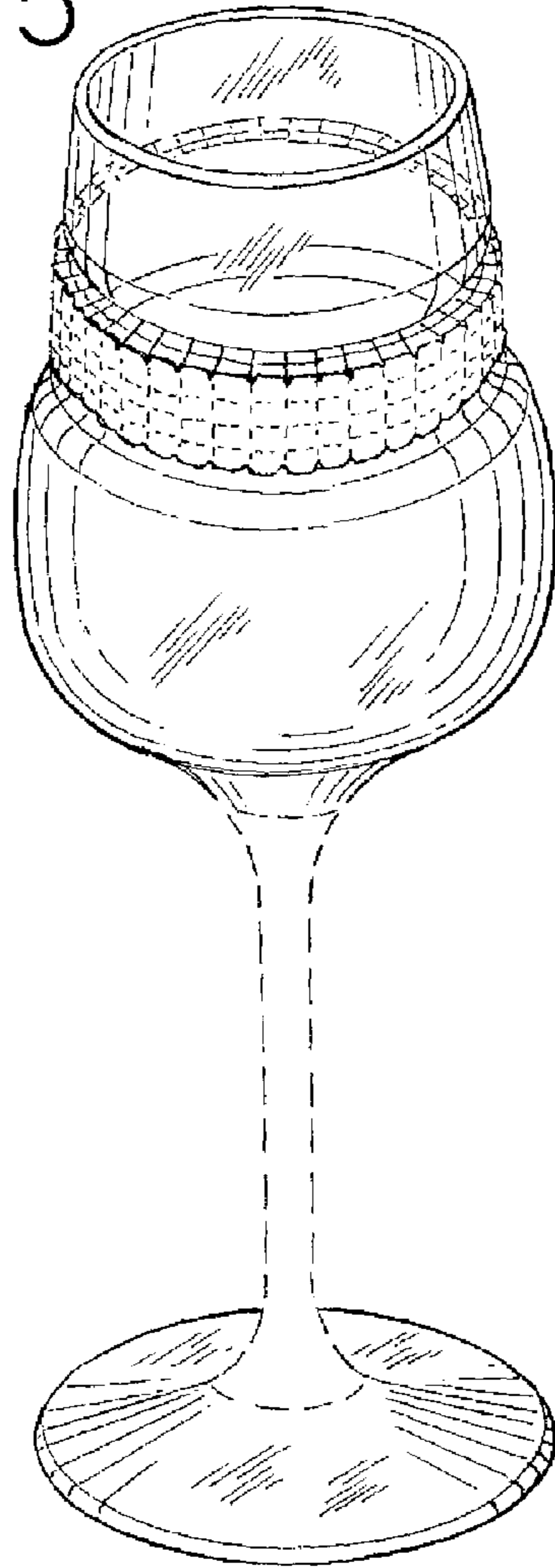


FIG. 6

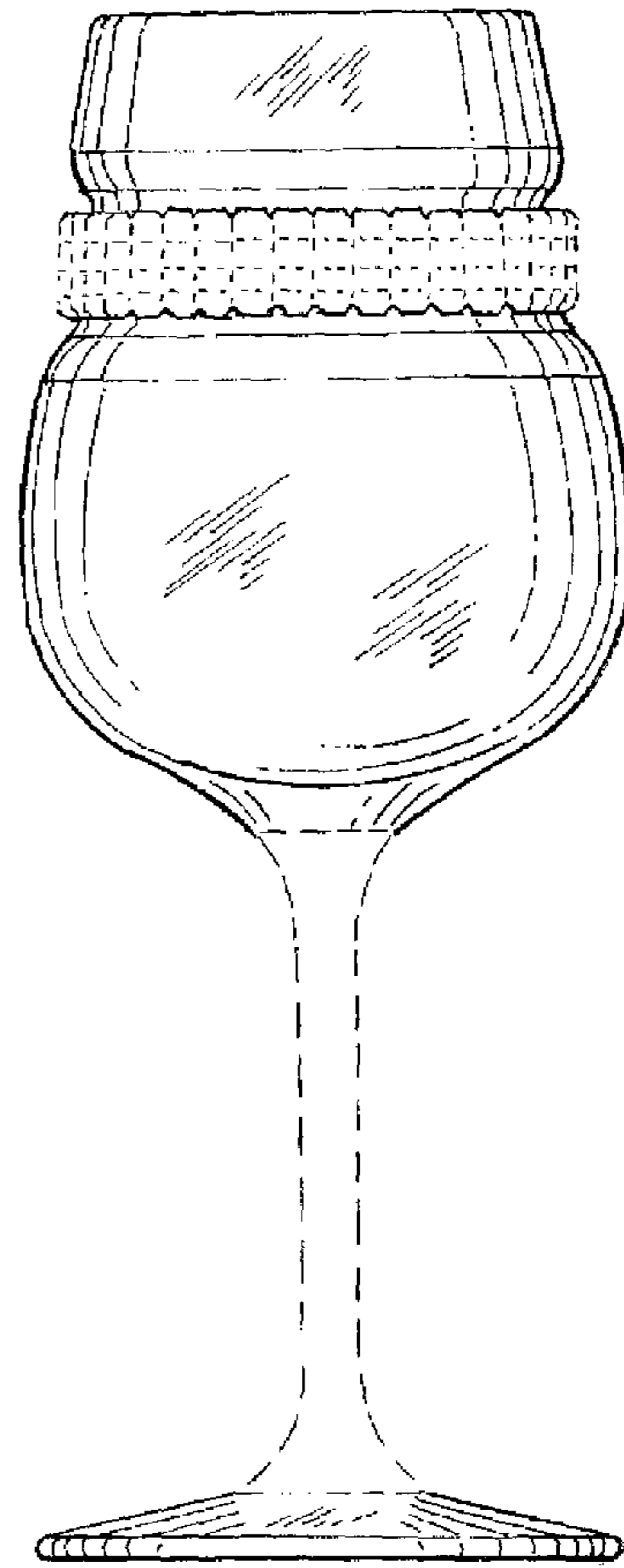


FIG. 7

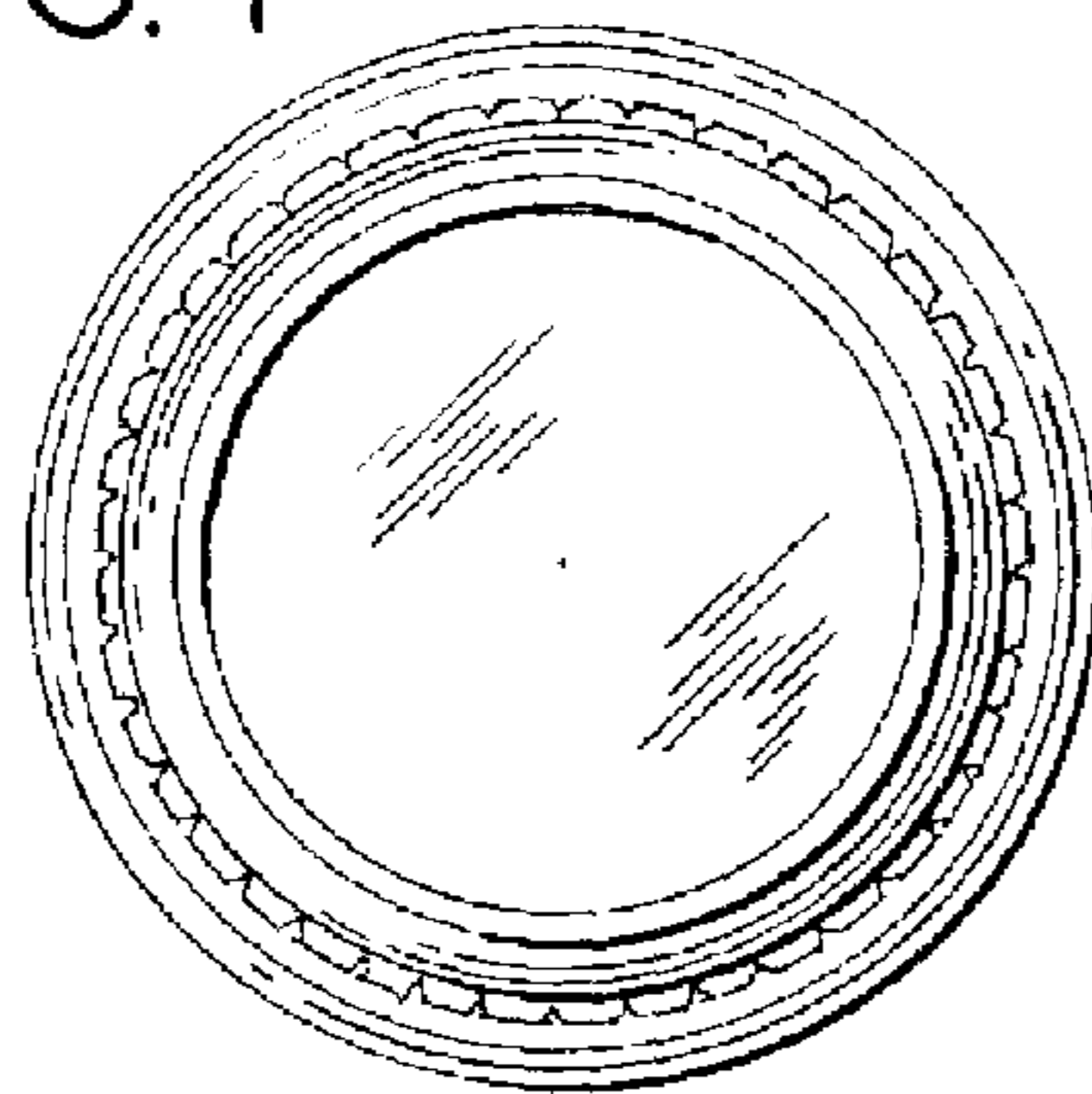


FIG. 8

