



US00D624362S

(12) **United States Design Patent**
Wahl

(10) **Patent No.:** **US D624,362 S**
(45) **Date of Patent:** **** Sep. 28, 2010**

(54) **BEVERAGE CONTAINER**

(75) Inventor: **Andrew C. F. Wahl**, Seattle, WA (US)

(73) Assignee: **Pacific Market International, LLC**,
Seattle, WA (US)

(**) Term: **14 Years**

(21) Appl. No.: **29/336,882**

(22) Filed: **May 11, 2009**

(51) **LOC (9) Cl.** **07-01**

(52) **U.S. Cl.** **D7/510; D7/511; D7/396.2;**
D7/900; D7/392.1

(58) **Field of Classification Search** D7/509,
D7/533, 536, 510, 511, 591, 608, 605, 396.2,
D7/392.1, 900; 215/378, 398, 386; 220/737,
220/714; D9/529, 521, 688, 689, 523, 516,
D9/538, 502, 503

See application file for complete search history.

(56) **References Cited**

U.S. PATENT DOCUMENTS

D455,611 S *	4/2002	Kitamura et al.	D7/608
D508,185 S *	8/2005	Gauss	D7/392.1
D508,209 S *	8/2005	Lamb et al.	D9/689
D508,411 S *	8/2005	Lamb et al.	D9/689
D519,380 S *	4/2006	Leoncavallo et al.	D9/530
D528,862 S *	9/2006	Li	D7/510
D529,339 S *	10/2006	Carreno et al.	D7/511
D538,110 S *	3/2007	Kitamura et al.	D7/608
D539,607 S *	4/2007	Lapsker	D7/510
D540,119 S *	4/2007	Lapsker	D7/510

D586,183 S *	2/2009	Junkel	D7/511
D586,184 S *	2/2009	Miller et al.	D7/511
D590,661 S *	4/2009	Kitamura et al.	D7/510
D592,012 S *	5/2009	Carreno	D7/510
D592,913 S *	5/2009	Pinelli et al.	D7/608
D596,459 S *	7/2009	Ghiassi	D7/510
D596,460 S *	7/2009	Nezu	D7/510
D608,655 S *	1/2010	Brewer et al.	D9/689
D613,110 S *	4/2010	Lane et al.	D7/392.1

* cited by examiner

Primary Examiner—Marianne Pandozzi

(74) *Attorney, Agent, or Firm*—Davis Wright Tremaine LLP;
George C. Rondeau, Jr.

(57) **CLAIM**

The ornamental design for a beverage container, as shown and described.

DESCRIPTION

FIG. 1 is a top right side perspective view of a beverage container showing my new design.

FIG. 2 is a front elevational view thereof.

FIG. 3 is a rear elevational view thereof.

FIG. 4 is a right side elevational view thereof.

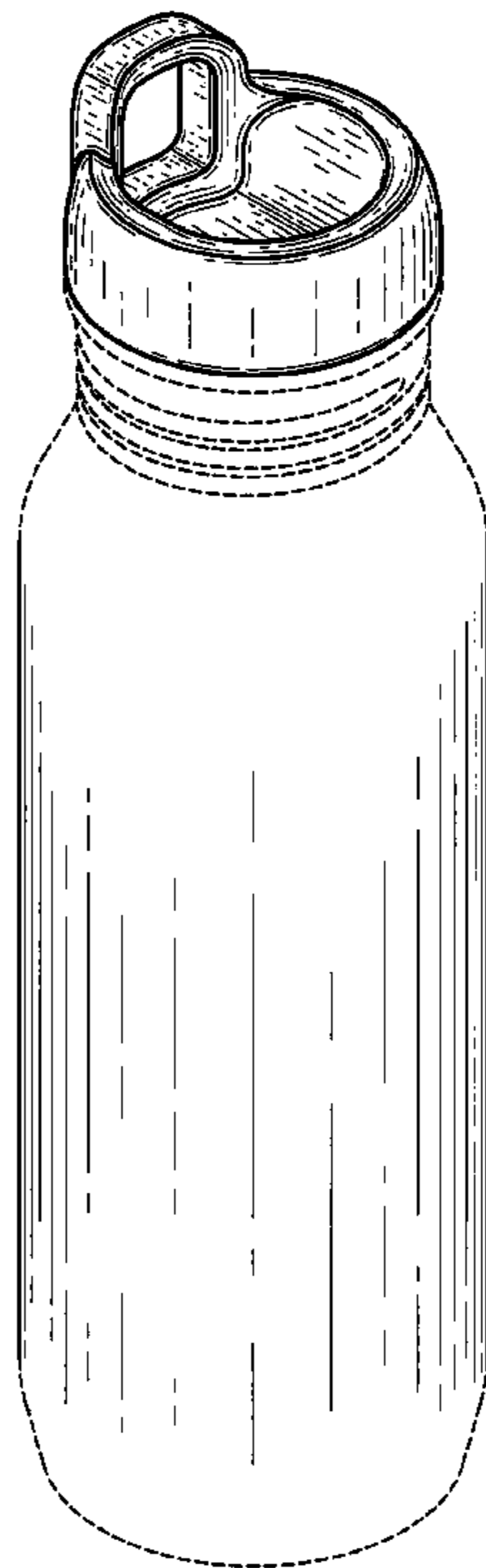
FIG. 5 is a left side elevational view thereof.

FIG. 6 is a top plan view thereof; and,

FIG. 7 is a bottom plan view thereof.

The broken lines represent portions of the beverage container that form no part of the claim.

1 Claim, 6 Drawing Sheets






Fig. 1




Fig. 2

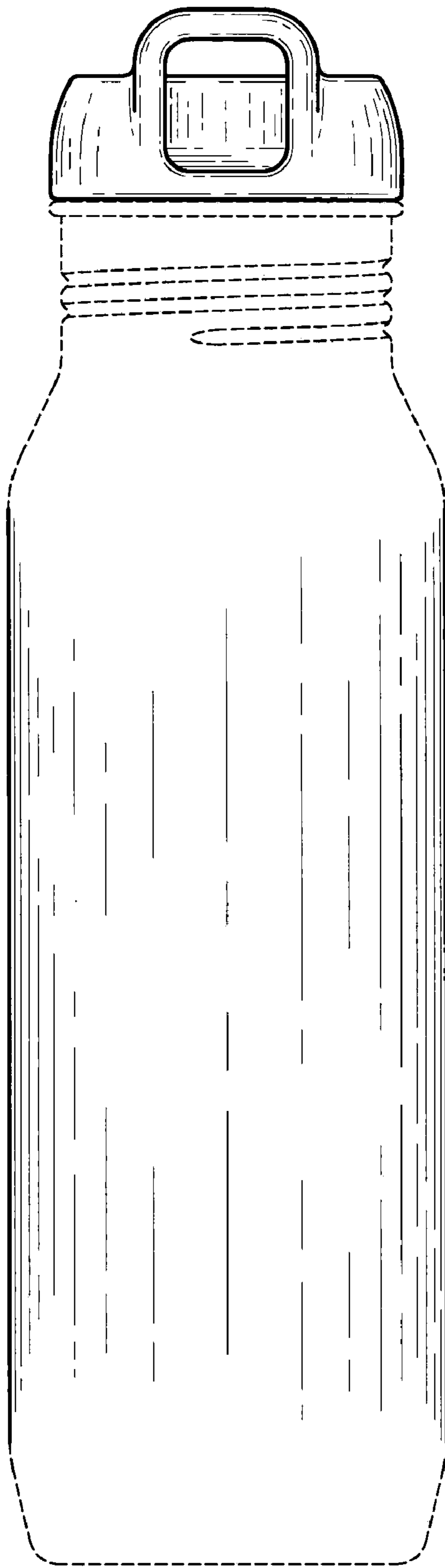


Fig. 3




Fig. 4




Fig. 5

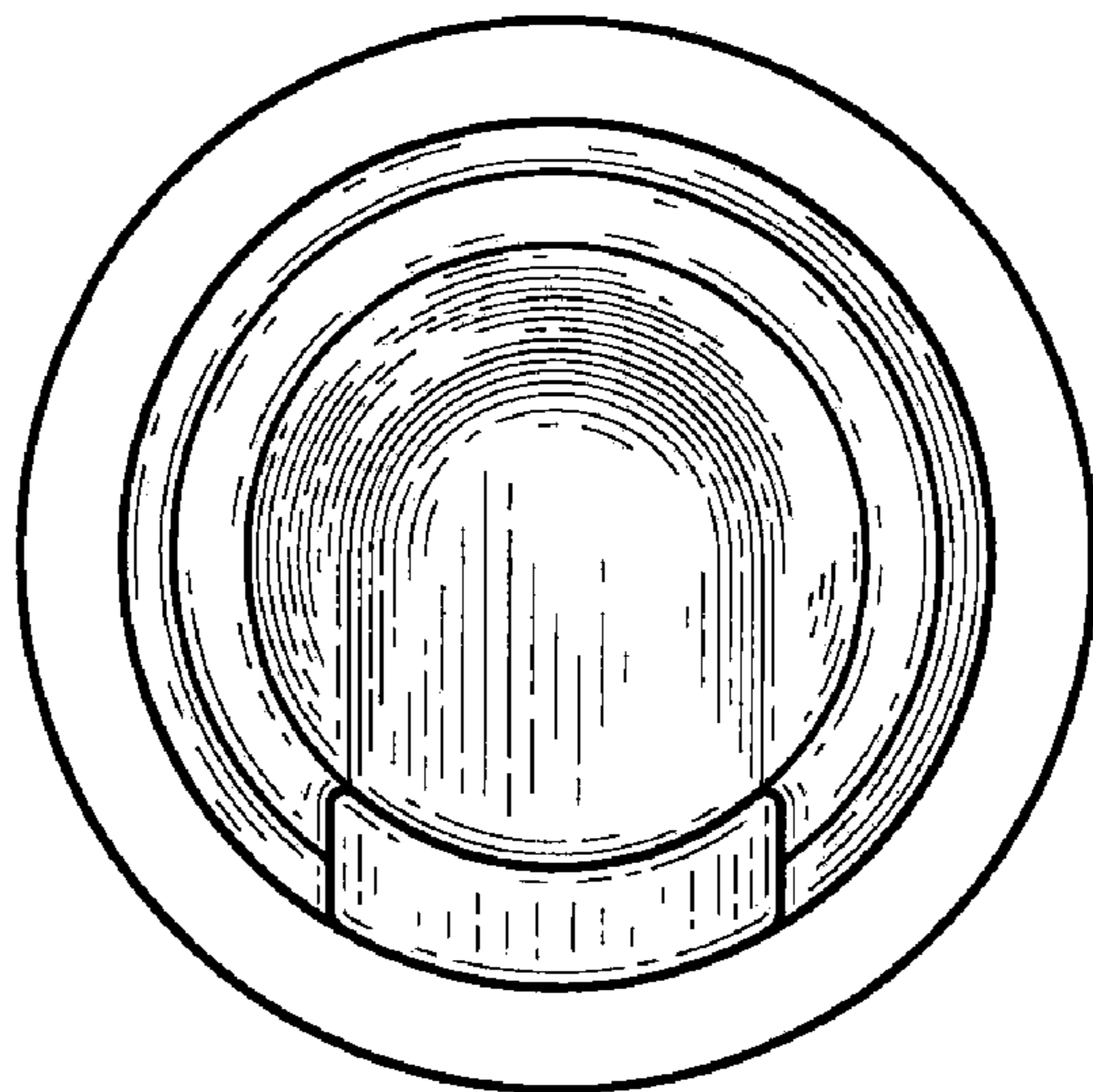


Fig. 6

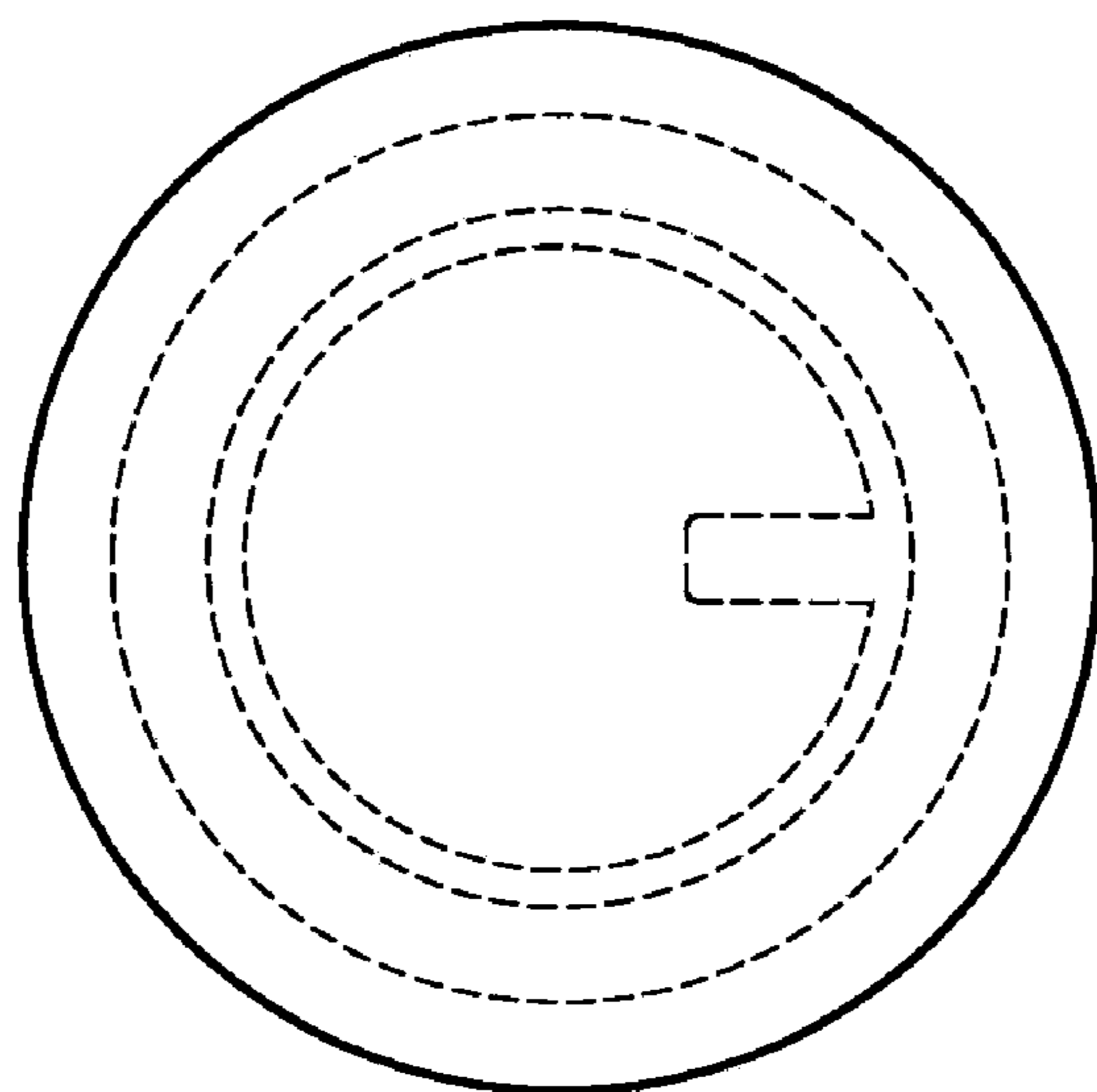


Fig. 7