

US00D624347S

(12) **United States Design Patent**
Bradshaw

(10) **Patent No.:** **US D624,347 S**

(45) **Date of Patent:** **** Sep. 28, 2010**

(54) **GOLF TOWEL**

(75) Inventor: **Bruce A. Bradshaw**, Clarion, IA (US)

(73) Assignee: **Team Effort, Inc.**, Clarion, IA (US)

(**) Term: **14 Years**

(21) Appl. No.: **29/354,472**

(22) Filed: **Jan. 25, 2010**

(51) **LOC (9) Cl.** **06-09**

(52) **U.S. Cl.** **D6/608**

(58) **Field of Classification Search** D6/595,
D6/596, 601, 602, 603, 608; 5/482, 485,
5/488-491, 494-502, 907; 15/208, 209.1;
428/82, 85
See application file for complete search history.

6,076,224 A	6/2000	Pacifico et al.
6,186,155 B1	2/2001	Cheek
6,226,827 B1	5/2001	English, Jr.
6,550,093 B1	4/2003	Shioda
6,560,812 B1	5/2003	Pettway
D506,099 S	6/2005	Muse
7,219,388 B2	5/2007	Hale
7,302,728 B2	12/2007	Kunz
7,484,262 B2	2/2009	Cotton
2003/0233717 A1	12/2003	Ortega et al.
2004/0194242 A1	10/2004	Ortega et al.
2006/0005335 A1	1/2006	Ortega et al.
2006/0037163 A1	2/2006	Steinway
2006/0075589 A1	4/2006	Choi
2009/0193598 A1	8/2009	Sprague

* cited by examiner

Primary Examiner—Janice E Seeger

(74) *Attorney, Agent, or Firm*—McKee, Voorhees & Sease, P.L.C.

(56) **References Cited**

U.S. PATENT DOCUMENTS

2,179,614 A	11/1939	Cohen	
4,912,800 A	4/1990	Zeltner	
5,067,400 A	11/1991	Bezella et al.	
5,075,918 A	12/1991	Zeltner et al.	
5,331,705 A	7/1994	Melov	
5,394,914 A	3/1995	Meek	
D363,404 S	10/1995	Cute	
D365,956 S *	1/1996	Bonaddio et al. D6/596
D366,175 S *	1/1996	Bonaddio et al. D6/596
5,591,507 A	1/1997	Jones	
5,761,761 A	6/1998	An	
5,770,284 A	6/1998	Logemann	
5,902,661 A	5/1999	Oster	
6,003,190 A	12/1999	Knudsen	
D421,198 S *	2/2000	Surface D6/608

(57) **CLAIM**

I claim the ornamental design for a golf towel, as shown and described.

DESCRIPTION


FIG. 1 is a plan view of the top of the golf towel in an unfolded position.

FIG. 2 is a plan view of the bottom of the golf towel in the unfolded position.

FIG. 3 is a top end elevation view of FIG. 1, the bottom end is identical to the top end; and,

FIG. 4 is a right elevational view of FIG. 1, the left end is identical to the right end.

1 Claim, 3 Drawing Sheets






FIG. 1




FIG. 2




FIG. 3

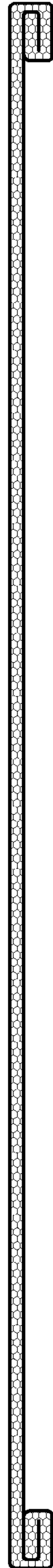


FIG. 4