



US00D624341S

(12) **United States Design Patent**
Noren et al.

(10) **Patent No.:** **US D624,341 S**
(45) **Date of Patent:** **** Sep. 28, 2010**

(54) **SCOOP TUB TOY HOLDER**

(75) Inventors: **Phillip L. Noren**, Brooklyn Park, MN (US); **Scott A. Meyer**, Minneapolis, MN (US); **Michael M. Habig**, Minneapolis, MN (US); **Sam J. Clavette**, Plymouth, MN (US); **Stacy L. Abel**, Maple Grove, MN (US)

(73) Assignee: **Target Brands, Inc.**, Minneapolis, MN (US)

(**) Term: **14 Years**

(21) Appl. No.: **29/351,318**

(22) Filed: **Dec. 3, 2009**

(51) **LOC (9) Cl.** **23-02**

(52) **U.S. Cl.** **D6/525**

(58) **Field of Classification Search** D6/512,
D6/524, 525; D7/300, 316, 603, 619.1, 622;
D3/201, 304, 307, 315; 211/13.1, 86.01,
211/71.01, 74, 75; 222/129.1–129.4, 144.5,
222/465.1; 220/4.01; 248/309.1

See application file for complete search history.

(56) **References Cited**

U.S. PATENT DOCUMENTS

D265,152 S	*	6/1982	Bruno et al.	D6/525
D355,553 S	*	2/1995	Tiramani	D6/525
D481,894 S	*	11/2003	Hunt	D6/525
D569,165 S	*	5/2008	Stewart	D7/316
D602,731 S	*	10/2009	Mankowitz	D7/316

OTHER PUBLICATIONS

Boon Inc., “Frog Pod”, Bath Toy Scoop, Drain and Storage, website last visited on Dec. 3, 2009, p. 1, <http://www.booninc.com/products/FrogPod>.

Boon Inc., “Bug Pod”, Bath Toy Scoop, Drain and Storage, website last visited on Dec. 3, 2009, p. 1, <http://www.booninc.com/products/BugPod>.

* cited by examiner

Primary Examiner—Brian N Vinson
(74) *Attorney, Agent, or Firm*—Leanne Taveggia Farrell; Westman, Champlin & Kelly, P.A.

(57) **CLAIM**

The ornamental design for a scoop tub toy holder, as shown and described.

DESCRIPTION

FIG. 1 is a perspective view of one embodiment of a scoop tub toy holder.

FIG. 2 is a right side view of the scoop tub toy holder illustrated in FIG. 1.

FIG. 3 is a left side view of the scoop tub toy holder illustrated in FIG. 1.

FIG. 4 is a front view of the scoop tub toy holder illustrated in FIG. 1.

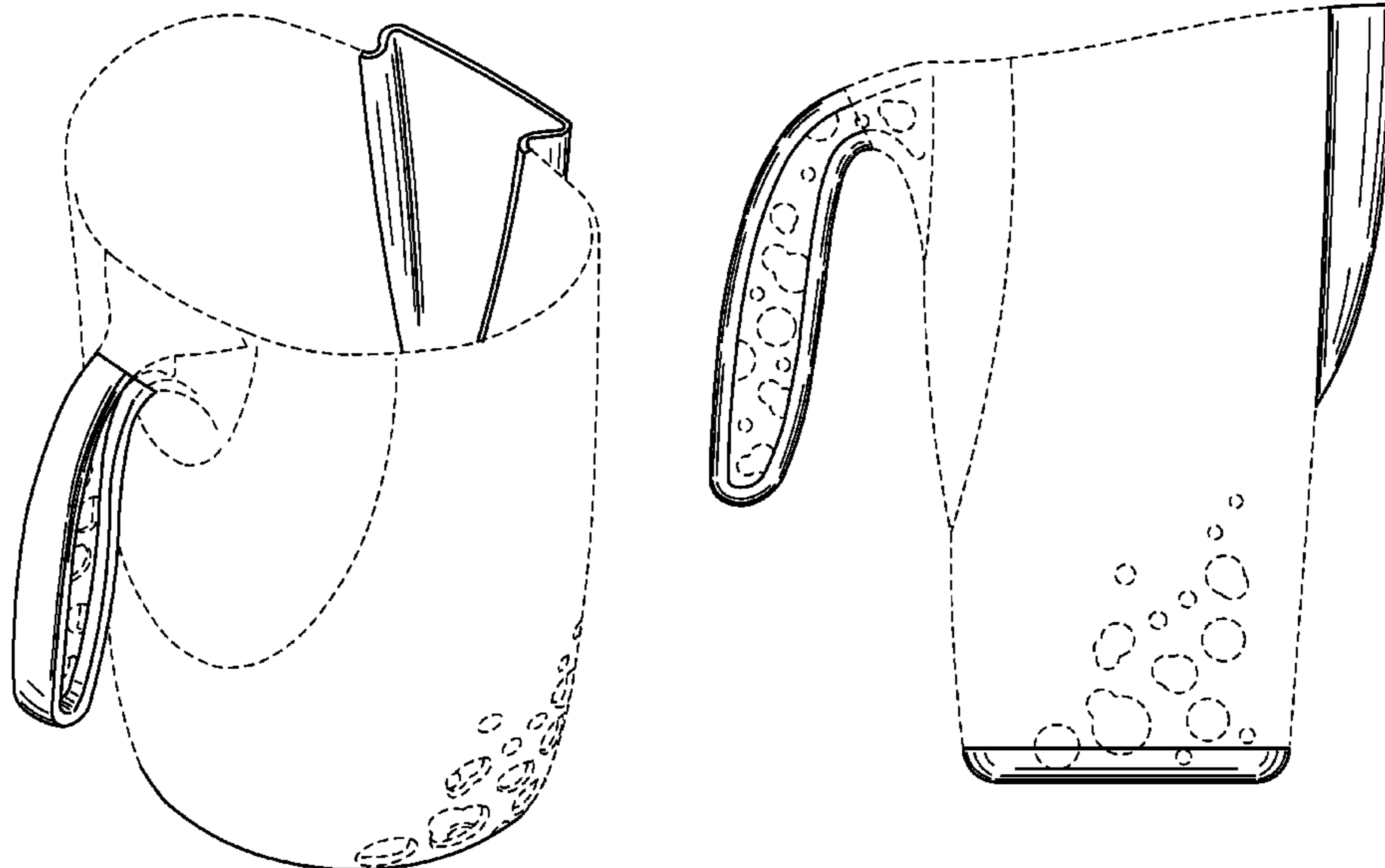
FIG. 5 is a back view of the scoop tub toy holder illustrated in FIG. 1.

FIG. 6 is a top view of the scoop tub toy holder illustrated in FIG. 1; and,

FIG. 7 is a bottom view of the scoop tub toy holder illustrated in FIG. 1.

The broken-line disclosure is understood to represent portions of the article in which the claimed design is embodied, but which form no part of the claimed design.

1 Claim, 7 Drawing Sheets



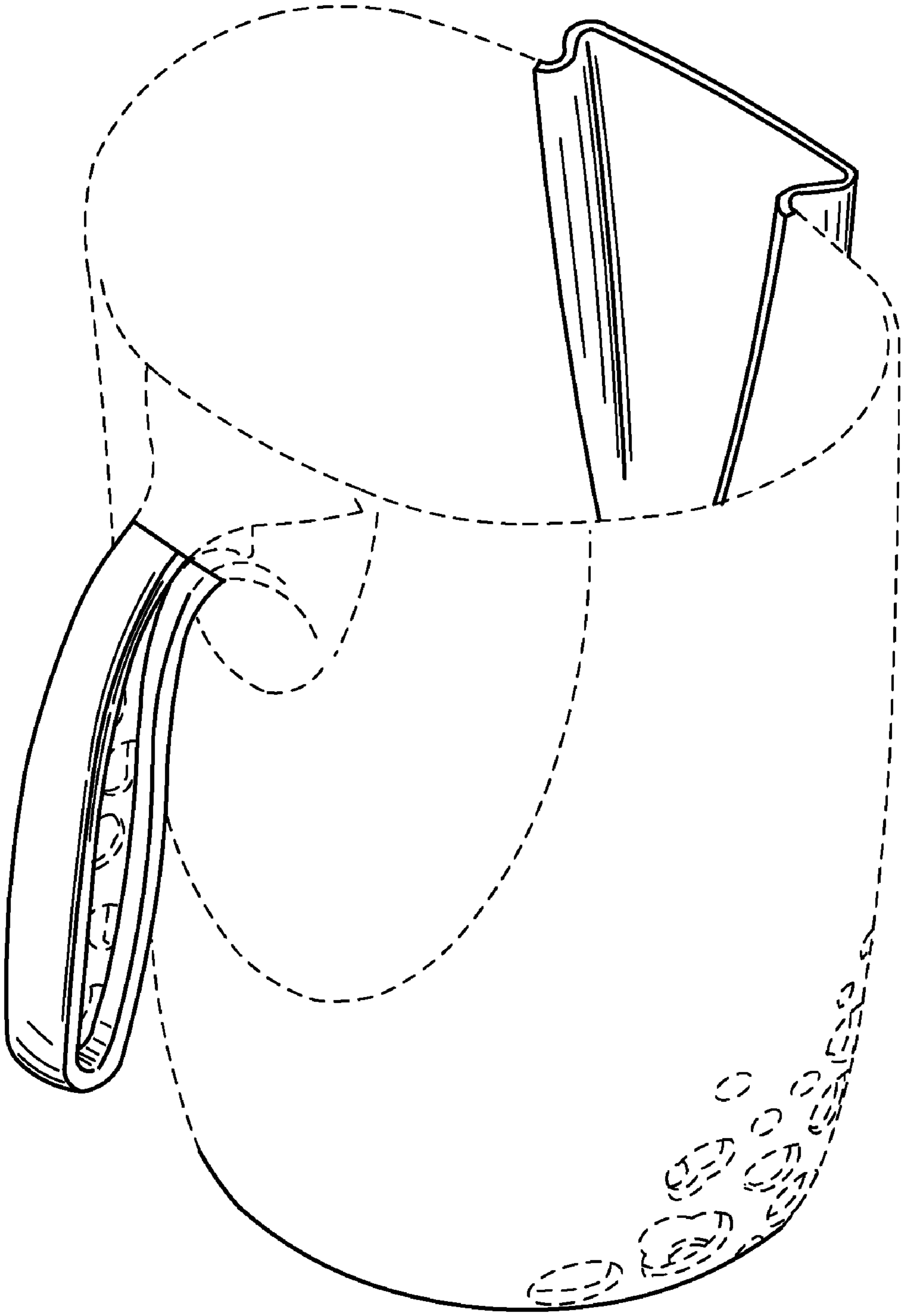


Fig. 1

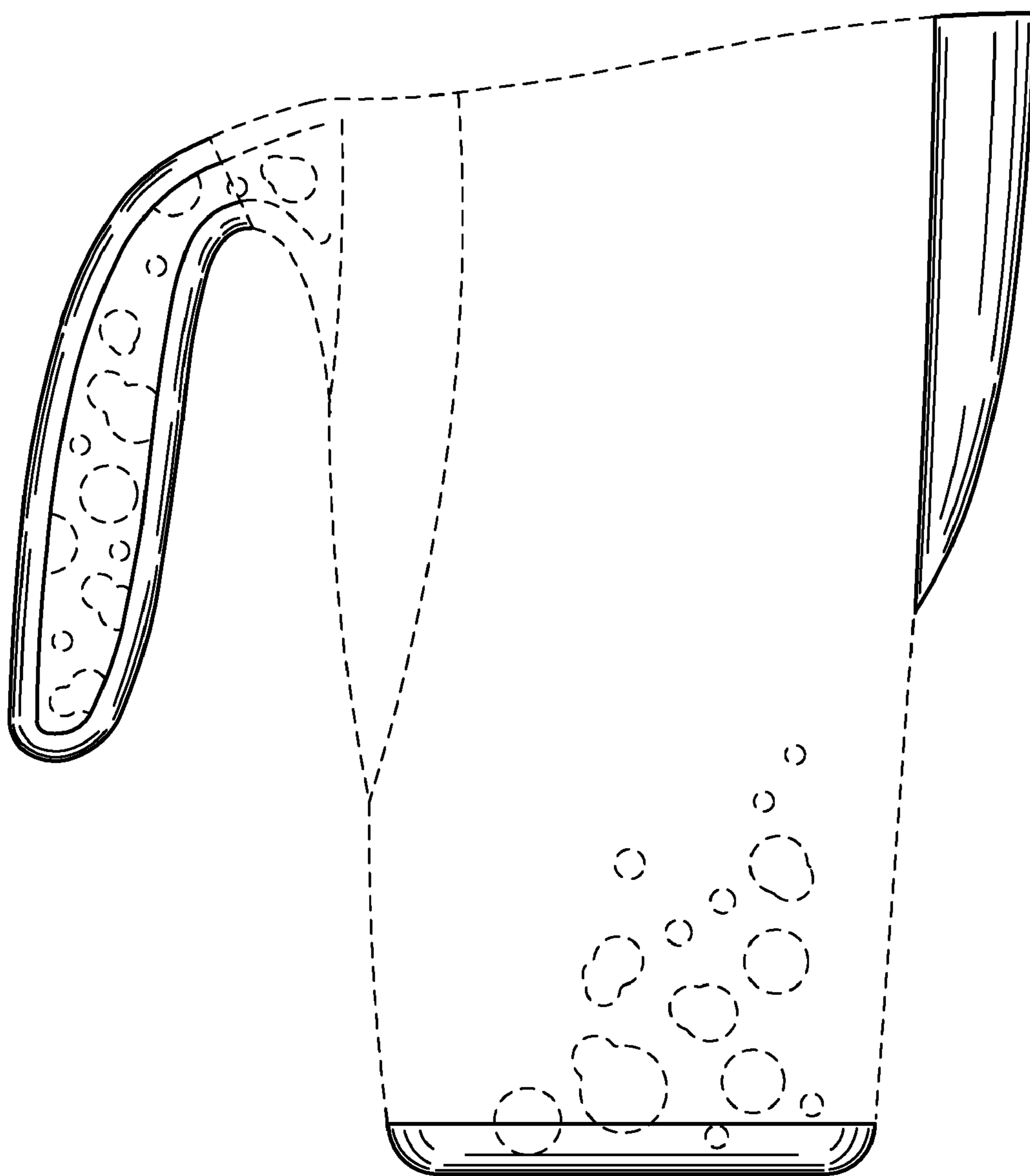


Fig. 2

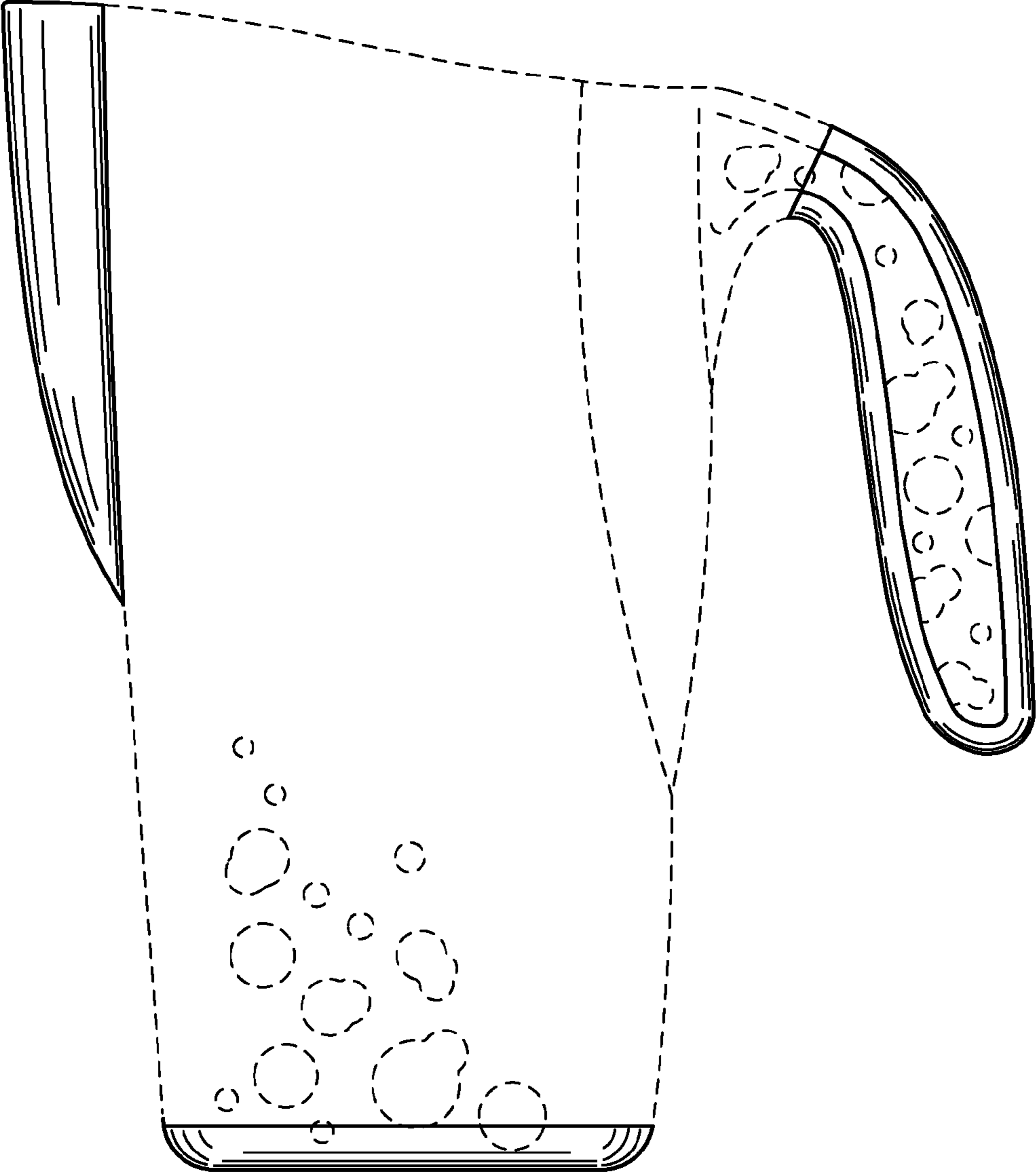


Fig. 3

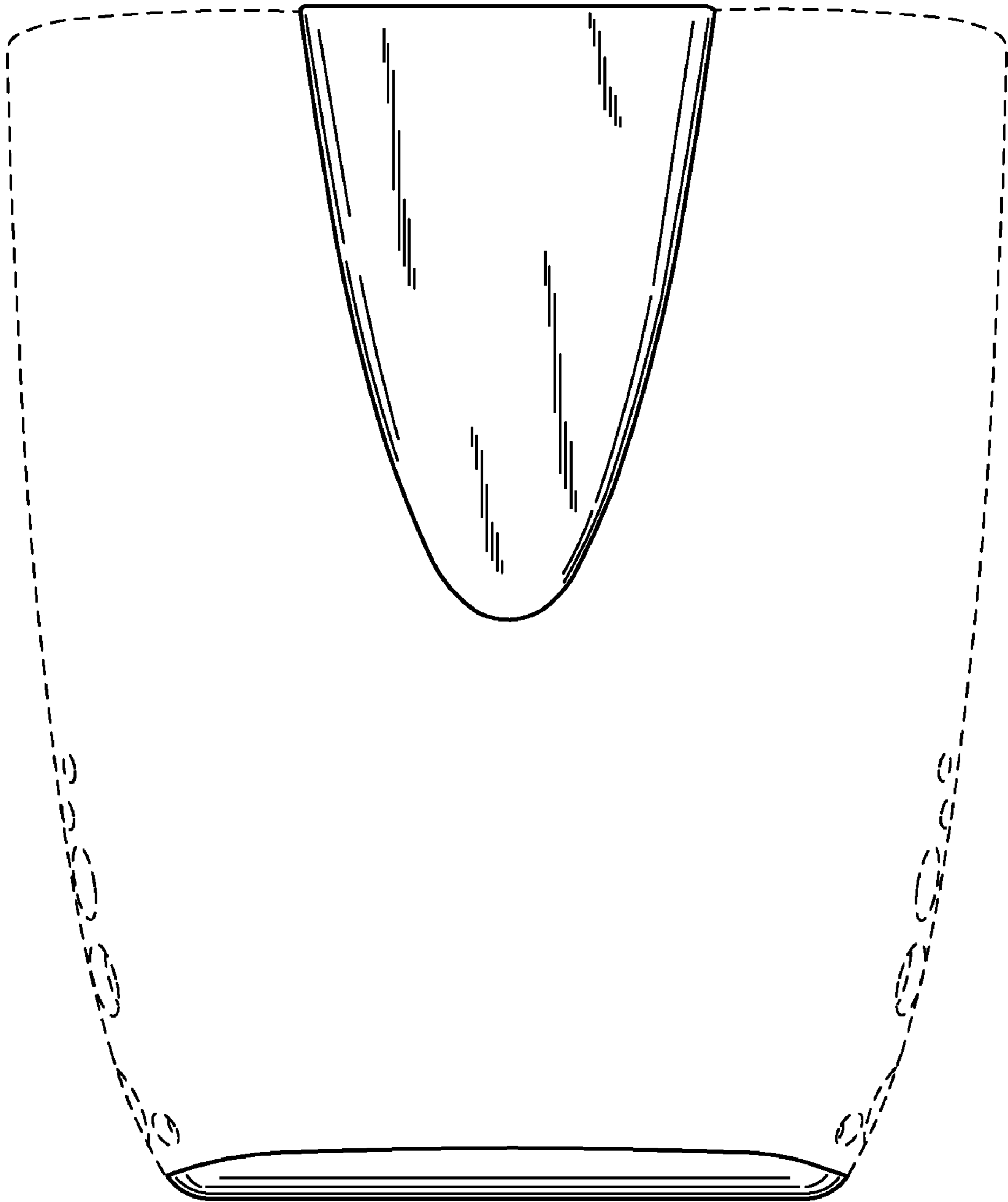


Fig. 4

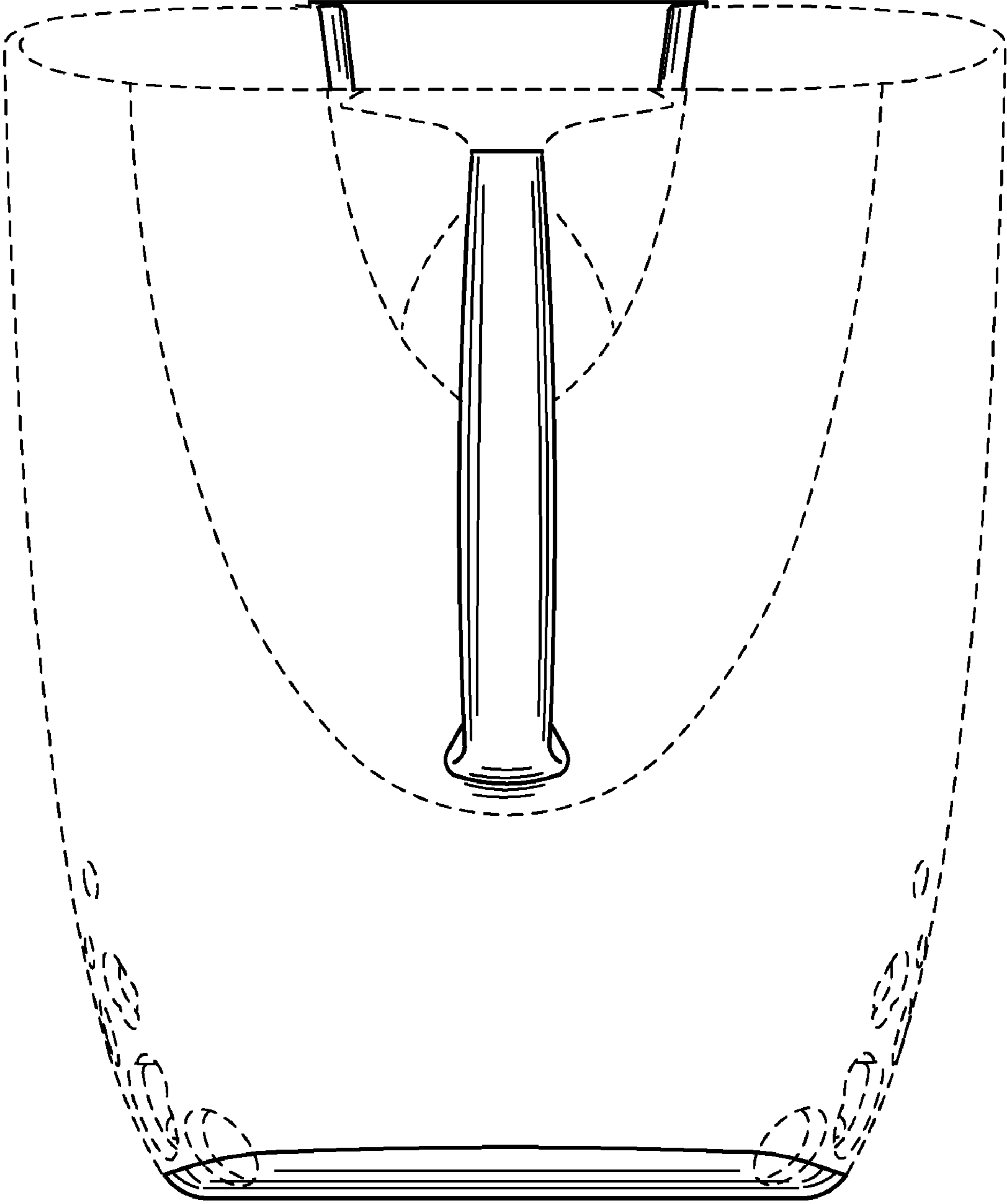


Fig. 5




Fig. 6




Fig. 7