



US00D624335S

(12) **United States Design Patent**
Lutz et al.

(10) **Patent No.:** **US D624,335 S**

(45) **Date of Patent:** **** Sep. 28, 2010**

(54) **ILLUMINATED PLANTER'S BENCH**

(76) Inventors: **Frank Lutz**, 1599 Holly Fork Rd.,
Morehead, KY (US) 40351; **Jon Turan**,
2017 Timbercove Ct., Weatherford, TX
(US) 76087

(**) Term: **14 Years**

(21) Appl. No.: **29/344,632**

(22) Filed: **Oct. 1, 2009**

(51) **LOC (9) Cl.** **06-03**

(52) **U.S. Cl.** **D6/480; D6/403; D11/144**

(58) **Field of Classification Search** D6/396-398,
D6/400, 403-405, 406.5, 406.6, 455, 475,
D6/476, 480, 556-558; D8/1; D11/143-146,
D11/164; D19/77, 80-82, 84; D25/100;
D26/9-11, 16-18, 20, 22; D34/1, 2, 4-6;
D99/5, 19; 47/32.7, 33, 39, 41.01, 41.1,
47/41.12, 41.13, 41.15, 44-47, 65.5, 65.9,
47/66.1, 66.3-66.6, 67-70

See application file for complete search history.

(56) **References Cited**

U.S. PATENT DOCUMENTS

D100,165 S * 6/1936 Kalpakoff D6/480
D198,792 S * 8/1964 Cooke D6/475
D206,277 S * 11/1966 Groff D6/475
D231,967 S * 7/1974 Webb D6/480
D237,131 S * 10/1975 Lee D6/480

D281,555 S * 12/1985 Levy D6/406.6
D289,868 S * 5/1987 Dornan D6/406.6
D371,920 S * 7/1996 Hutton D6/480
D375,006 S * 10/1996 Hakansson D6/480
D406,965 S * 3/1999 Lewis D6/480
D469,635 S * 2/2003 Hirsch D6/480
D575,558 S * 8/2008 Garzon D6/480
D606,773 S * 12/2009 Copp et al. D6/403

* cited by examiner

Primary Examiner—Garth Rademaker

(74) *Attorney, Agent, or Firm*—Charles D. Gunter, Jr.

(57) **CLAIM**

The ornamental design for an illuminated planter's bench, as shown and described.

DESCRIPTION

FIG. 1 is a front perspective view of an illuminated planter's bench showing the invention;

FIG. 2 is a rear elevation view thereof;

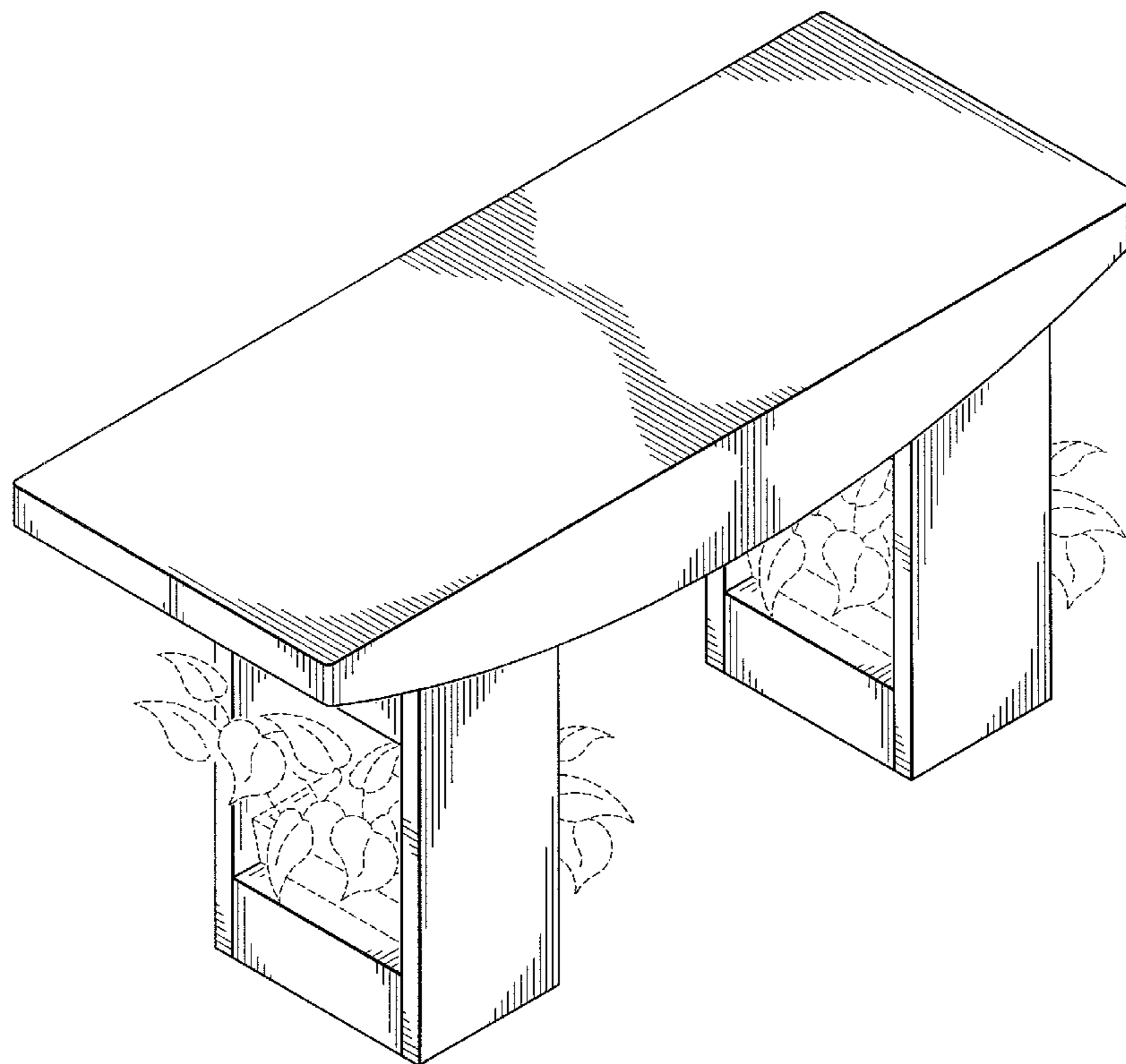
FIG. 3 is a left side elevation view thereof, the right side elevation view being identical thereto;

FIG. 4 is a top plan view thereof; and,

FIG. 5 is a bottom plan view thereof.

The broken lines depict foliage within the recesses provided in the upright supports of the illuminated planter's bench and form no part of the claimed design.

1 Claim, 3 Drawing Sheets



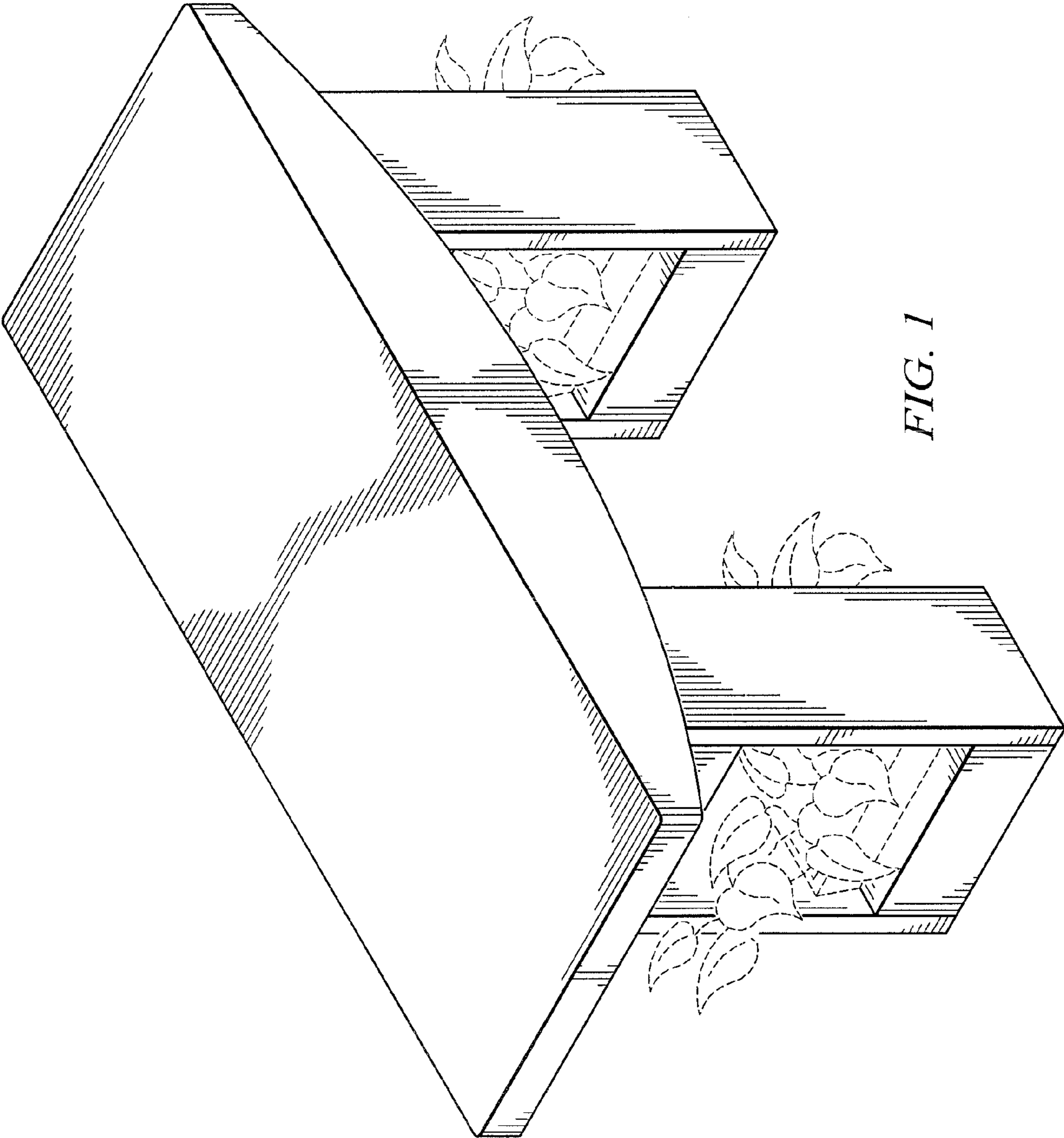


FIG. 1

FIG. 2

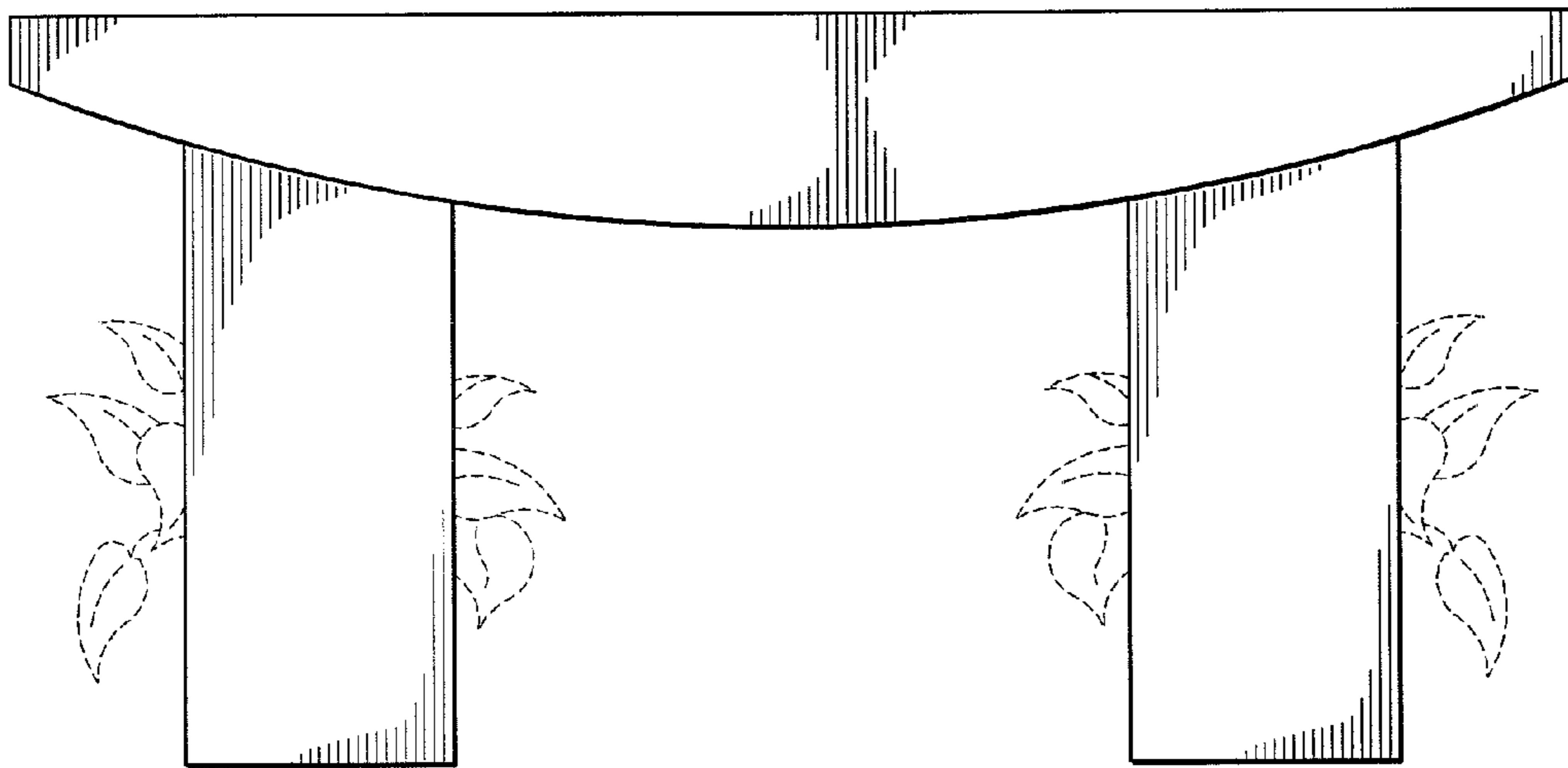
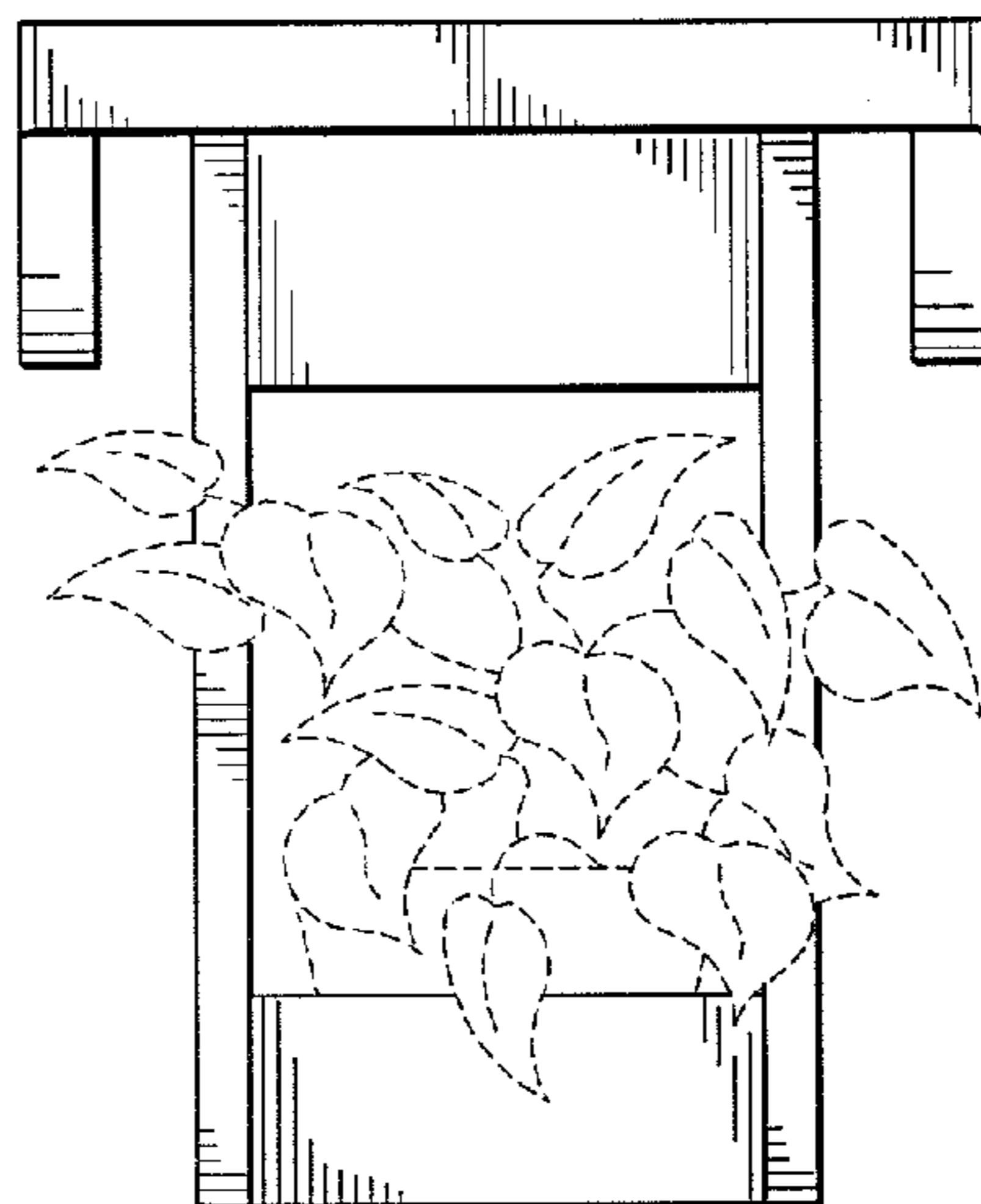


FIG. 3






FIG. 4

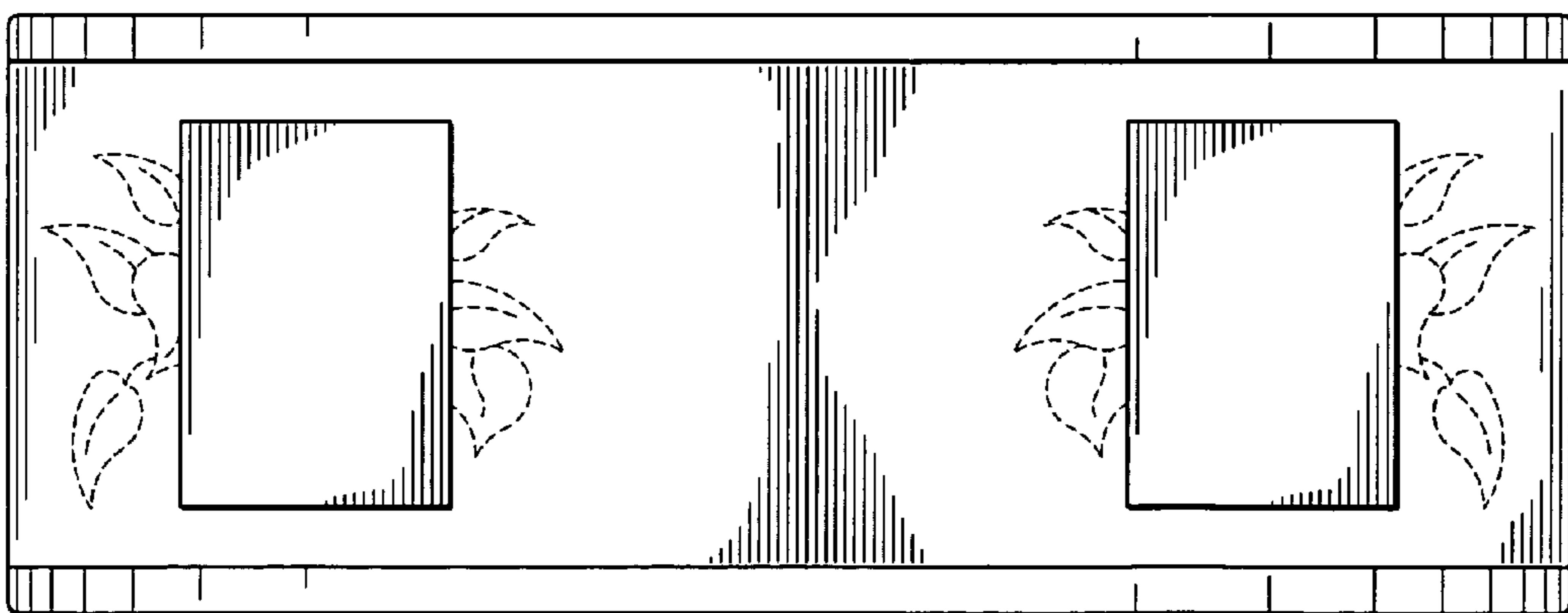


FIG. 5