



US00D624321S

(12) **United States Design Patent**
Rennette

(10) **Patent No.:** **US D624,321 S**

(45) **Date of Patent:** **** Sep. 28, 2010**

(54) **BRUSH HANDLE**

(76) Inventor: **Jean Rennette**, 3745 Shadowbrook Ct.,
Walnut Creek, CA (US) 94598

(**) Term: **14 Years**

(21) Appl. No.: **29/353,574**

(22) Filed: **Jan. 11, 2010**

(51) **LOC (9) Cl.** **04-01**

(52) **U.S. Cl.** **D4/121; D4/138**

(58) **Field of Classification Search** D4/116-118,
D4/121, 127, 128, 132-134, 136, 138; D7/393,
D7/395, 401.2; D8/80, 82, 83, 105, 107,
D8/303; D28/10, 25, 35, 37; D32/51, 52;
15/27, 143.1, 159.1, 160, 186-188; 132/119.1,
132/120, 148, 262, 271, 313

See application file for complete search history.

(56) **References Cited**

U.S. PATENT DOCUMENTS

D301,404 S * 6/1989 Fischer D4/128
D452,616 S * 1/2002 Varriale D4/138
D479,916 S * 9/2003 Park D4/128

FOREIGN PATENT DOCUMENTS

KR 0208745-1 S * 3/1999
KR 30-0315214 S * 1/2003

KR 30-0497737 S * 7/2008

OTHER PUBLICATIONS

Hairbrushes, Ningbo Chungfat Brushes Co., Ltd., 2005 [online]
[retrieved on Mar. 18, 2005]. Retrieved from the Internet: <URL:
<http://www.comb-brush.com>>.*

* cited by examiner

Primary Examiner—Melanie H Tung

Assistant Examiner—Lavone D Tabor

(74) *Attorney, Agent, or Firm*—Stoneman Volk Patent Group;
Martin L. Stoneman; Michael D. Volk, Jr.

(57) **CLAIM**

The ornamental design for a brush handle, as shown and
described.

DESCRIPTION

FIG. 1 is a front elevational view of a brush handle, showing
my new design with environmental context;

FIG. 2 is a front elevational view thereof (and also a mirror
image of the rear elevational view);

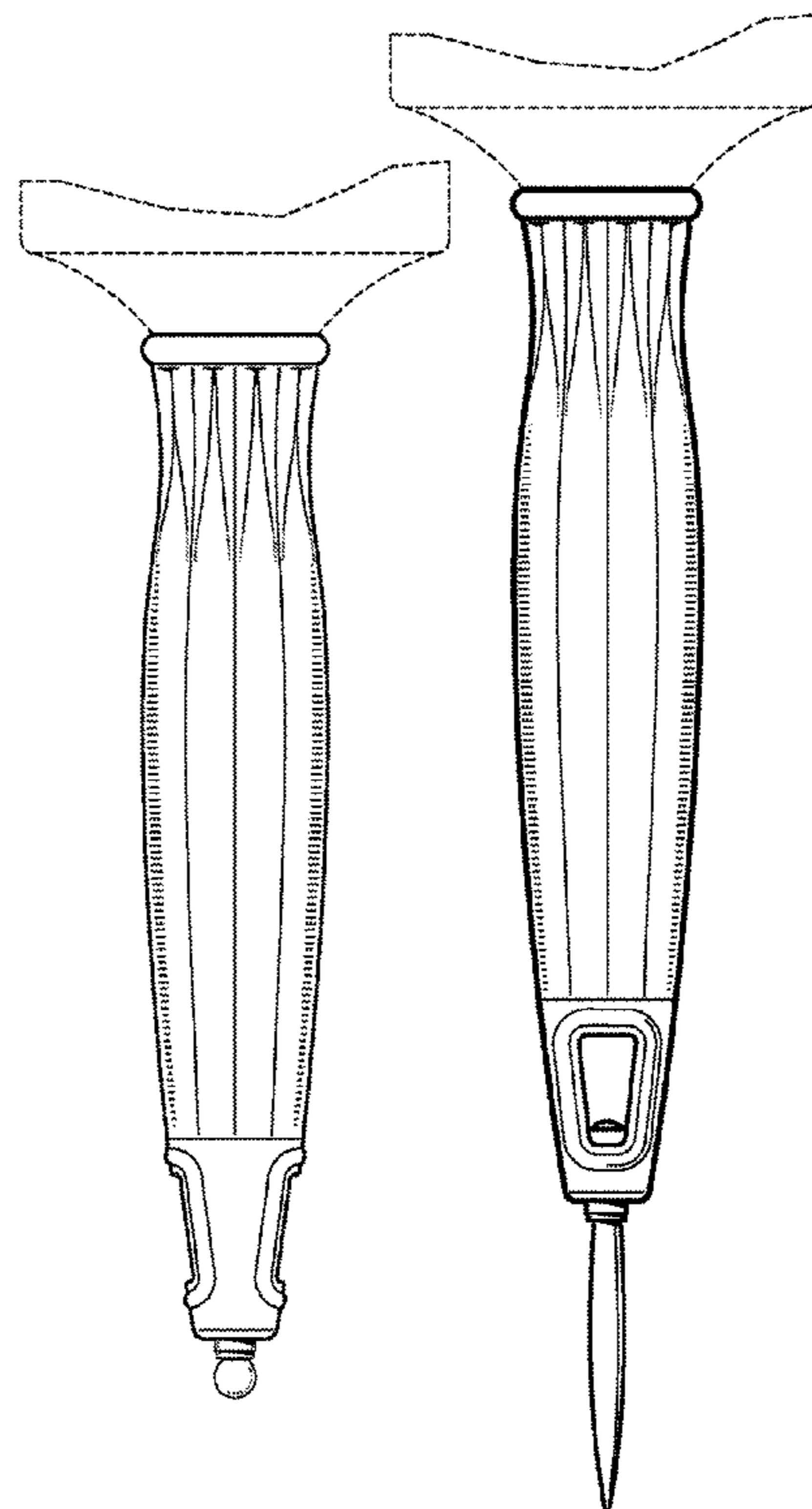
FIG. 3 is a side elevational view thereof (and also a minor
image of the opposite side); and

FIG. 4 is a bottom view thereof; and,

FIG. 5 is front elevational view thereof showing an element of
the handle in an alternate position.

The broken lines showing a brush head illustrate environmen-
tal structure that forms no part of the claimed design. FIGS.
2-5 are shown on an enlarged scale.

1 Claim, 3 Drawing Sheets



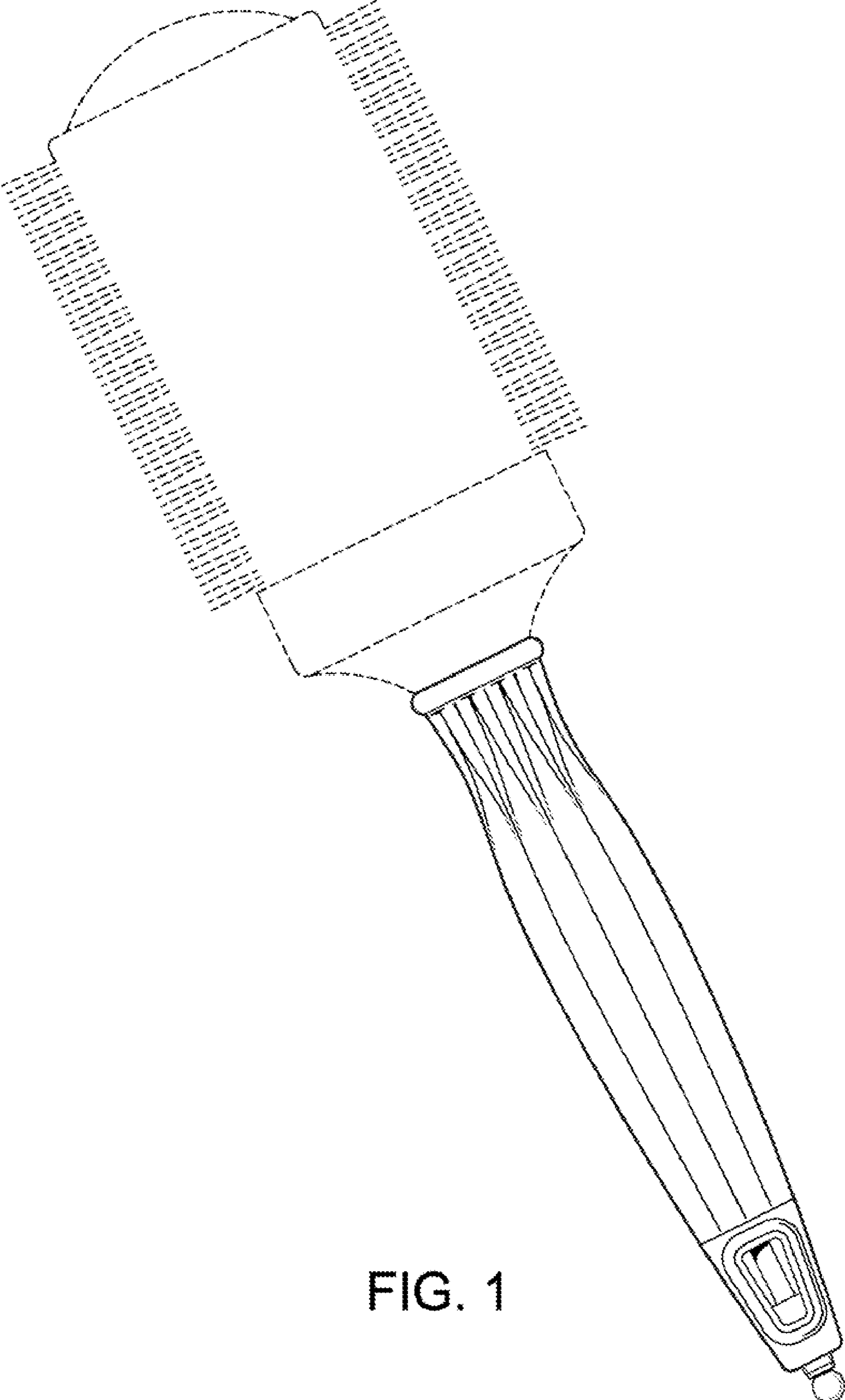


FIG. 1

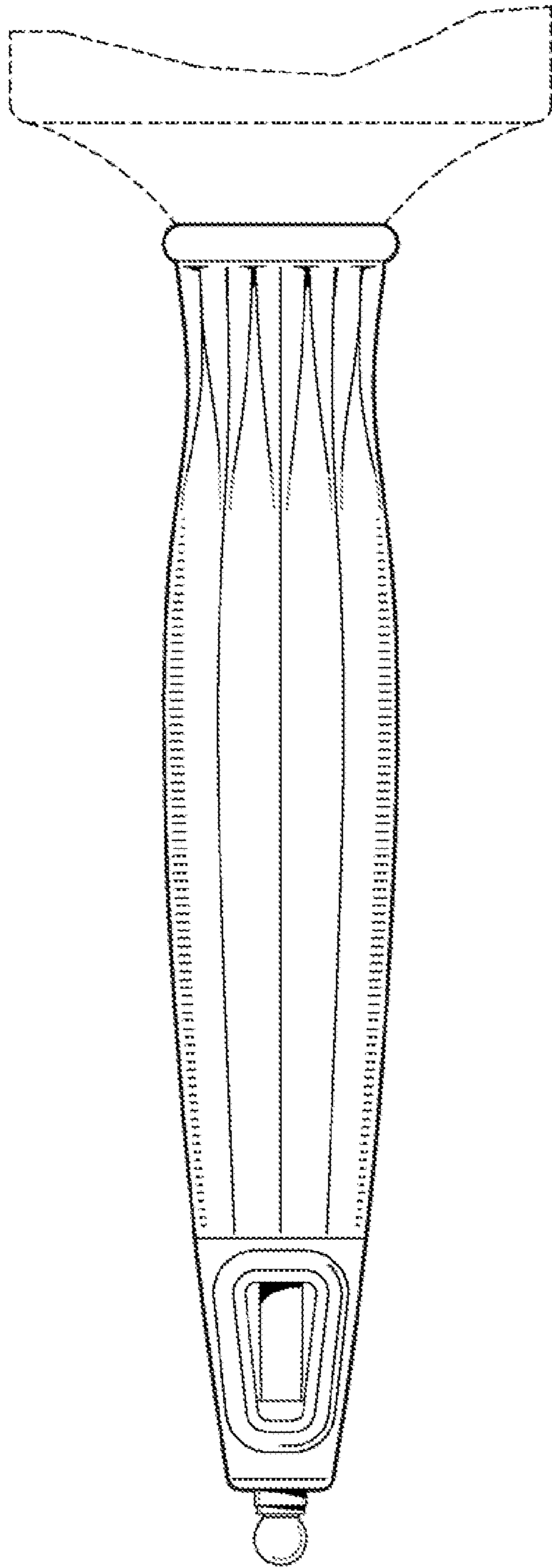


FIG. 2

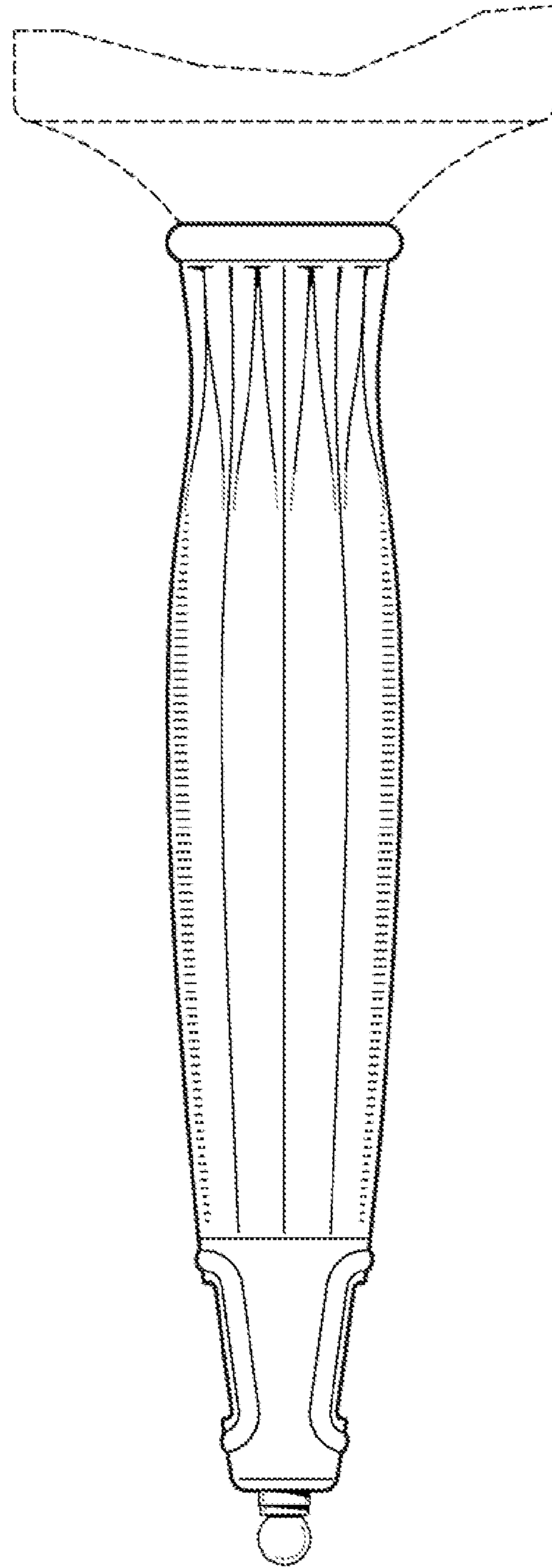


FIG. 3

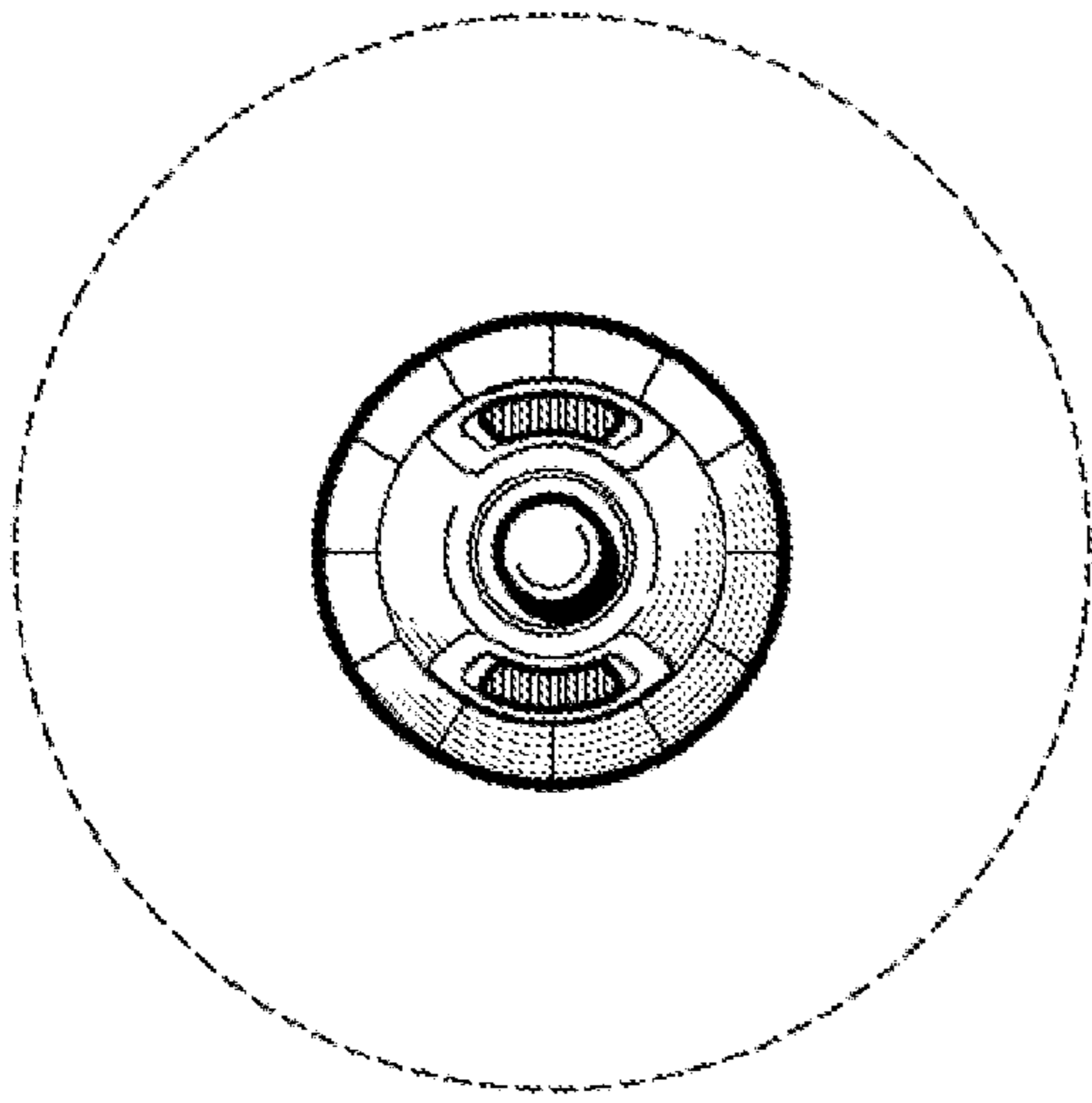


FIG. 4

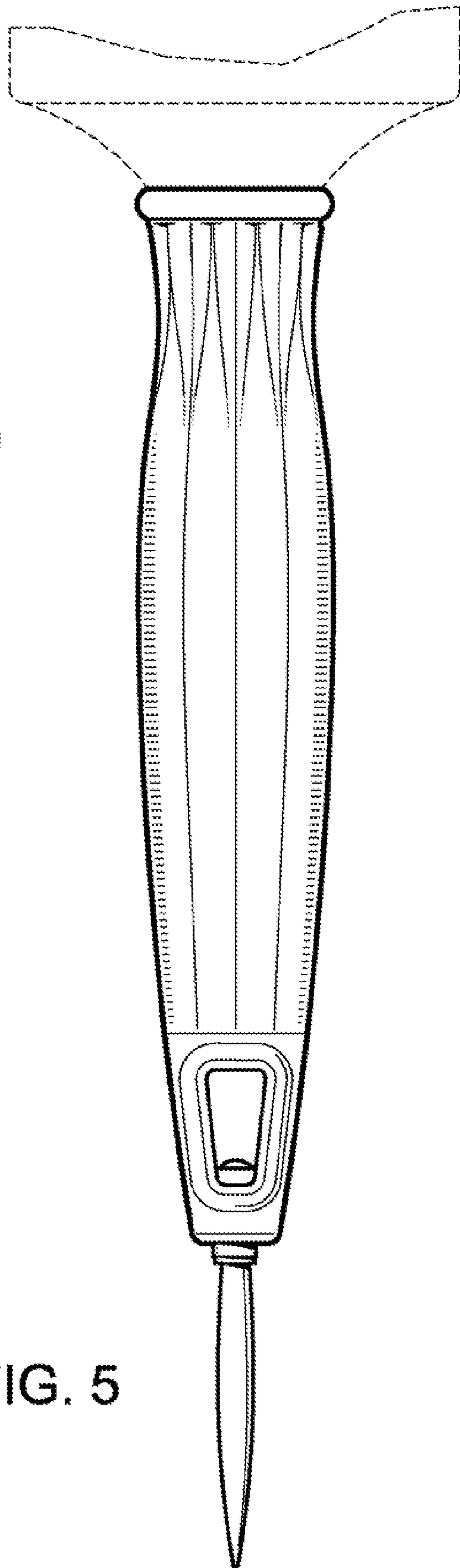


FIG. 5