



US00D624307S

(12) **United States Design Patent**  
**Case**

(10) **Patent No.:** **US D624,307 S**

(45) **Date of Patent:** **\*\* Sep. 28, 2010**

(54) **KEY RACK**

(75) Inventor: **Richard N. Case**, Boulder, CO (US)

(73) Assignee: **Nite Ize, Inc.**, Boulder, CO (US)

(\*\*) Term: **14 Years**

(21) Appl. No.: **29/345,415**

(22) Filed: **Oct. 15, 2009**

(51) **LOC (9) Cl.** ..... **03-01**

(52) **U.S. Cl.** ..... **D3/207**

(58) **Field of Classification Search** ..... D11/1-2,  
D11/14, 26-29, 89-92, 44, 48, 81, 99; 63/26-28,  
63/32; D3/207-212; D8/38; 70/456 B;  
206/37.1

See application file for complete search history.

(56) **References Cited**

**U.S. PATENT DOCUMENTS**

D504,306 S *	4/2005	Chisolm	.....	D8/356
D507,868 S *	8/2005	Ready	.....	D3/210
D515,903 S *	2/2006	Kelleghan	.....	D8/105
D544,768 S *	6/2007	Book	.....	D8/40
7,313,983 B1 *	1/2008	Book	.....	81/3.55

D560,924 S *	2/2008	Walker	.....	D6/396
D565,398 S *	4/2008	Pontaoe	.....	D8/367
D594,738 S *	6/2009	Kelleghan	.....	D8/356
D595,119 S *	6/2009	Kelleghan	.....	D8/356
D608,184 S *	1/2010	Kelleghan	.....	D8/356
D609,069 S *	2/2010	Fischer	.....	D8/34

\* cited by examiner

*Primary Examiner*—Ralf Seifert

(74) *Attorney, Agent, or Firm*—Patton Boggs LLP

(57) **CLAIM**

The ornamental design for key rack, as shown and described.

**DESCRIPTION**

FIG. 1 is a left side front perspective view of an embodiment of a key rack;

FIG. 2 is a front view of the key rack of FIG. 1;

FIG. 3 is a rear view of the key rack of FIG. 1;

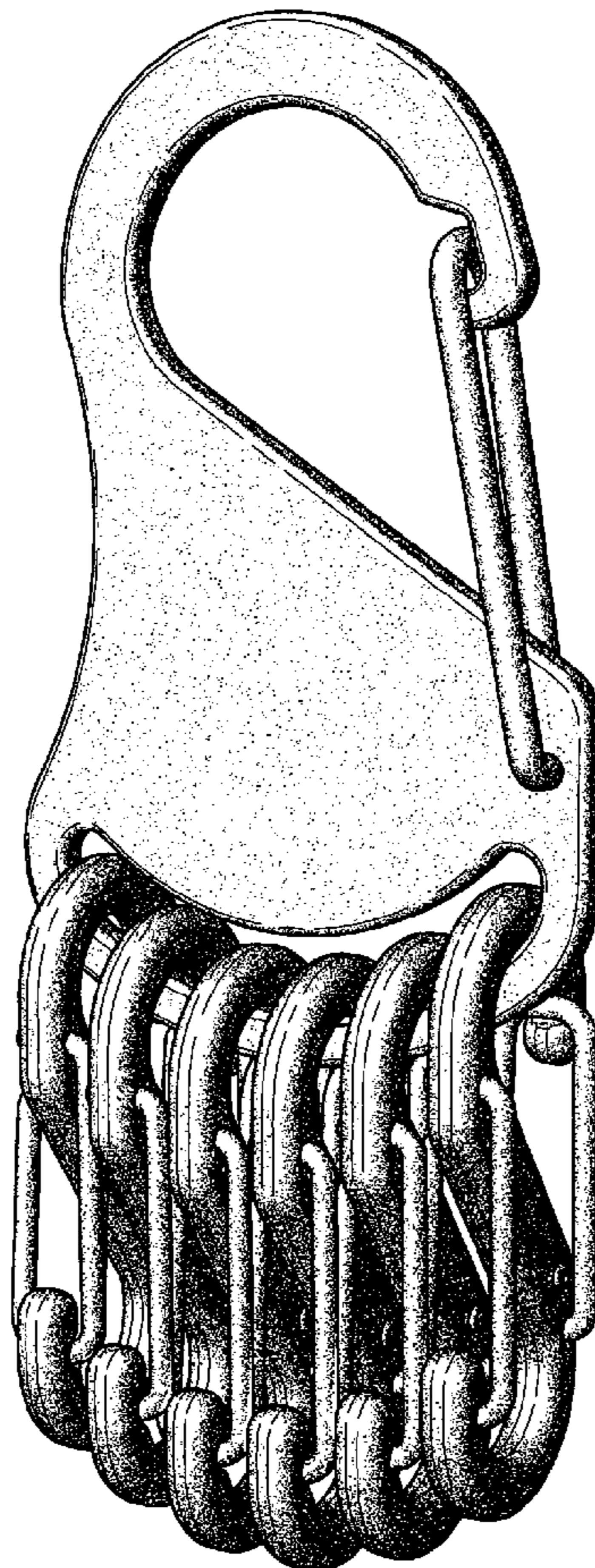
FIG. 4 is a left side view of the key rack of FIG. 1;

FIG. 5 is a right side view of the key rack of FIG. 1;

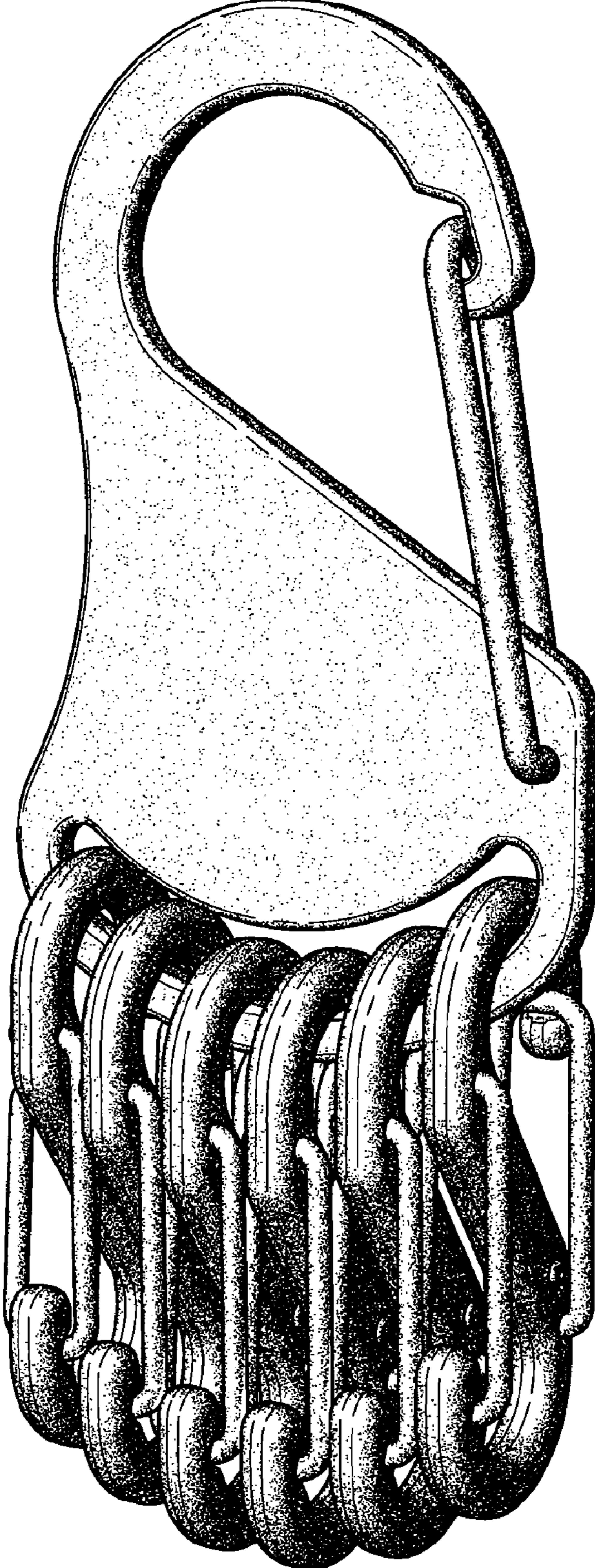
FIG. 6 is a top view of the key rack of FIG. 1; and,

FIG. 7 is a bottom view of the key rack of FIG. 1.

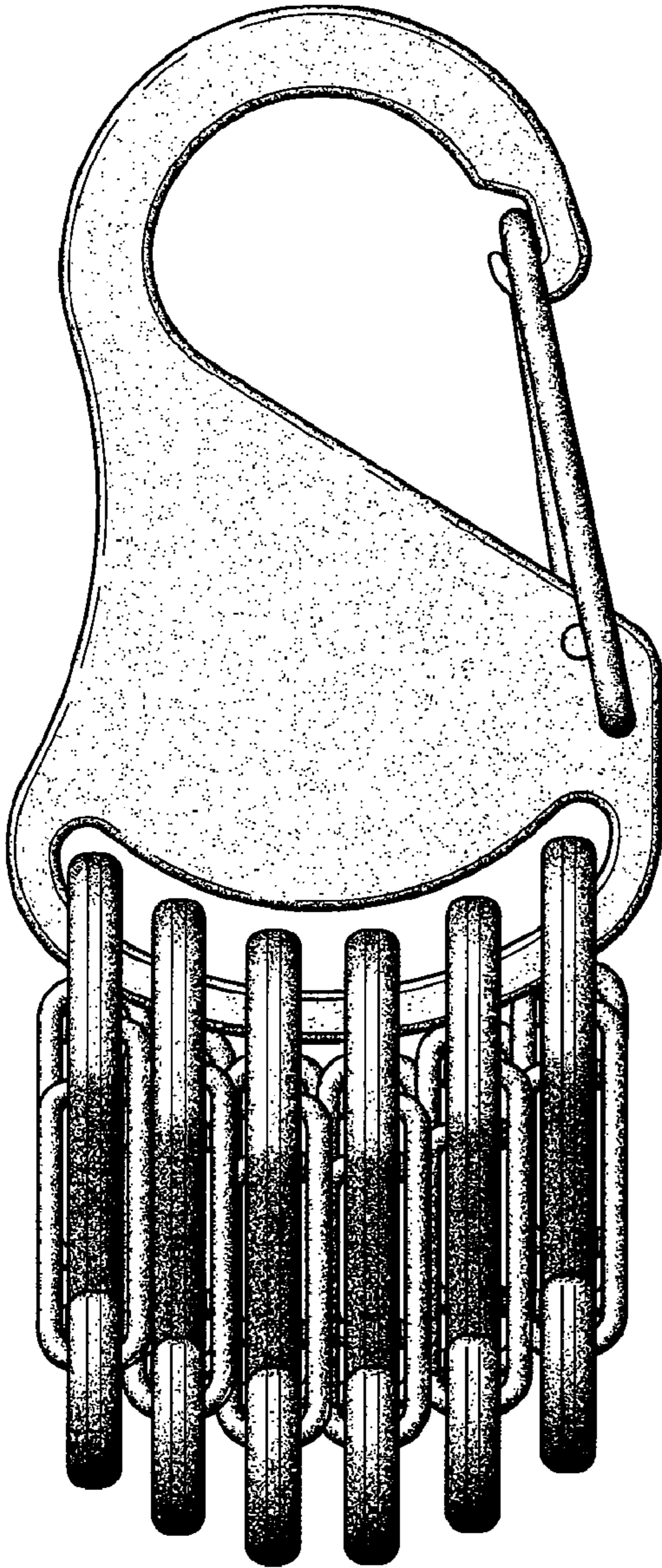
**1 Claim, 4 Drawing Sheets**



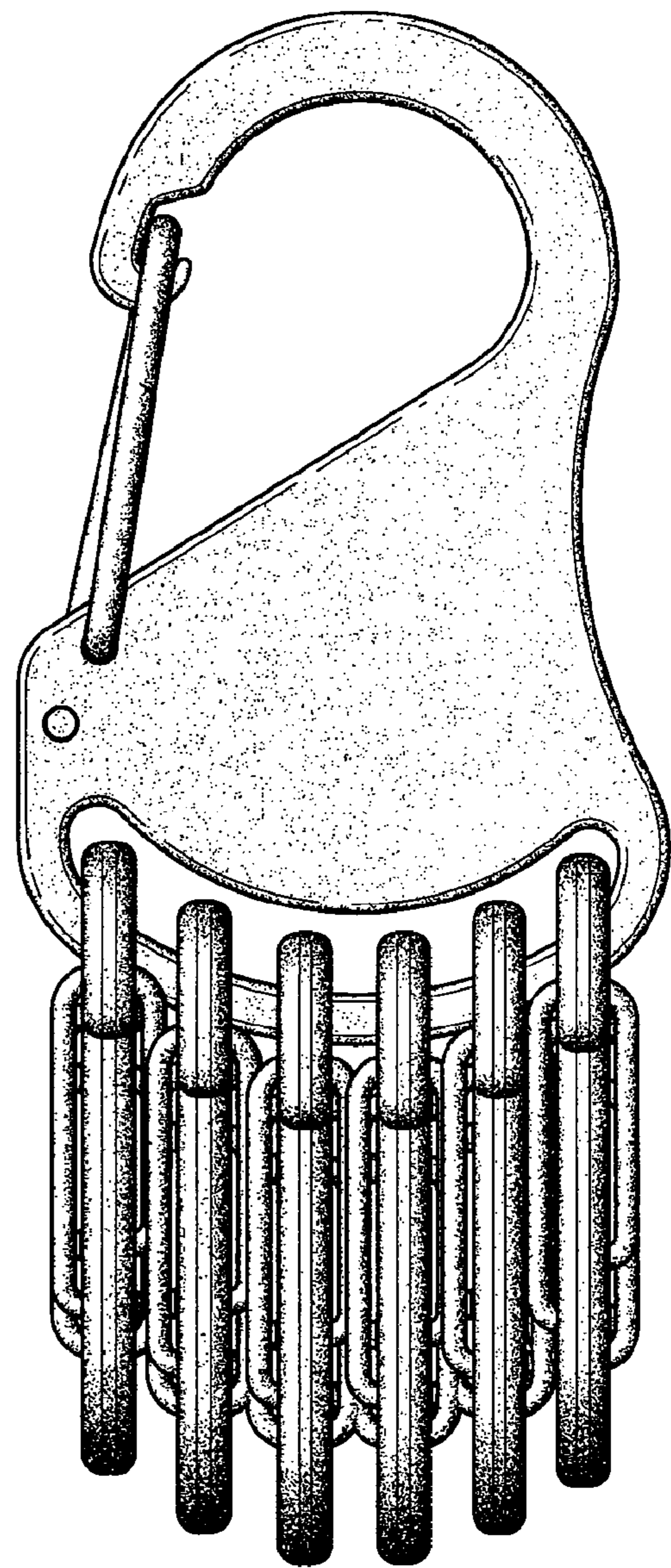
**FIG. 1**




**FIG. 2**




**FIG. 3**



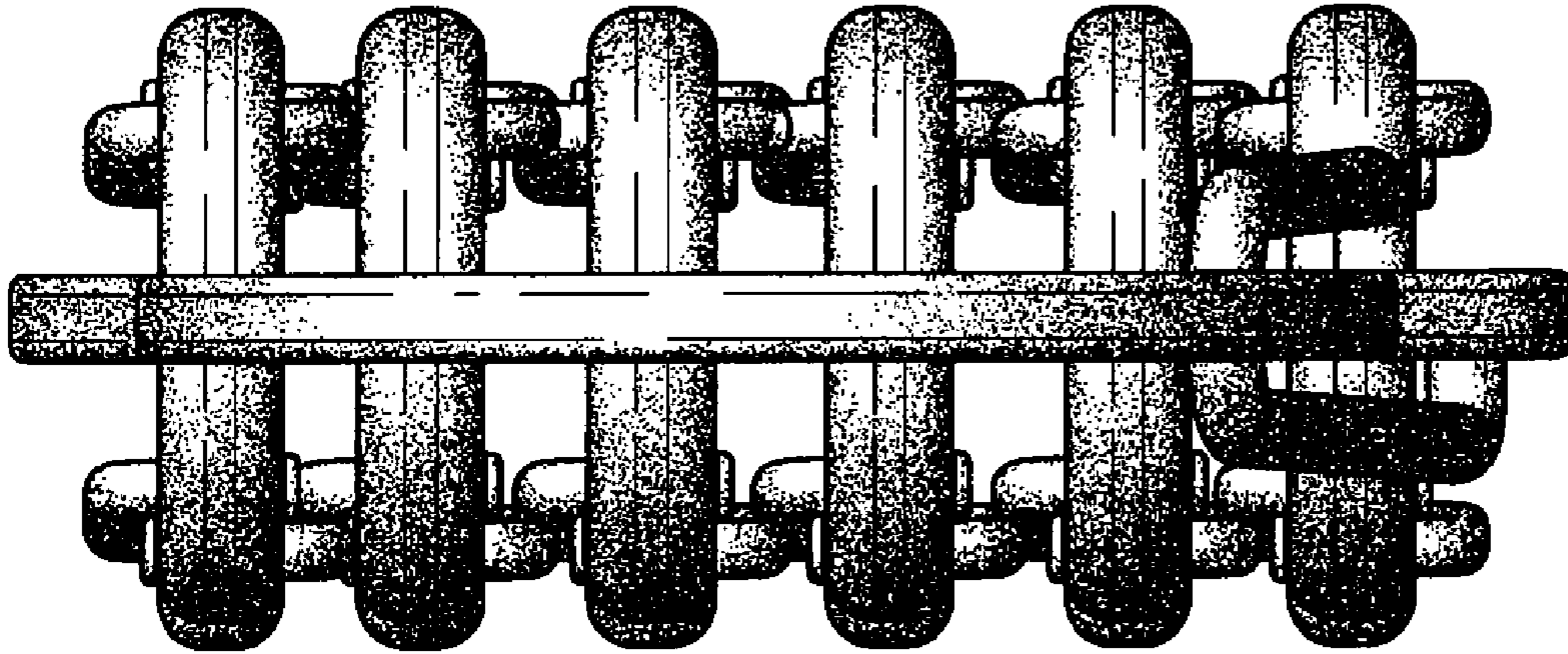
**FIG. 4**



**FIG. 5**



**FIG. 6**



**FIG. 7**

