



US00D624306S

(12) **United States Design Patent**
Case

(10) **Patent No.:** **US D624,306 S**

(45) **Date of Patent:** **** Sep. 28, 2010**

(54) **LED KEY RACK**

(75) Inventor: **Richard N. Case**, Boulder, CO (US)

(73) Assignee: **Nite Ize, Inc.**, Boulder, CO (US)

(**) Term: **14 Years**

(21) Appl. No.: **29/345,412**

(22) Filed: **Oct. 15, 2009**

(51) **LOC (9) Cl.** **03-01**

(52) **U.S. Cl.** **D3/207**

(58) **Field of Classification Search** D11/1-2,
D11/14, 26-29, 89-92, 44, 48, 81, 99; 63/26-28,
63/32; D3/207-212; D8/38; 70/456 B;
206/37.1

See application file for complete search history.

(56) **References Cited**

U.S. PATENT DOCUMENTS

D504,306 S *	4/2005	Chisolm	D8/356
D507,868 S *	8/2005	Ready	D3/210
D515,903 S *	2/2006	Kelleghan	D8/105
D544,768 S *	6/2007	Book	D8/40
7,313,983 B1 *	1/2008	Book	81/3.55
D560,924 S *	2/2008	Walker	D6/396
D565,398 S *	4/2008	Pontaoe	D8/367

D594,738 S *	6/2009	Kelleghan	D8/356
D595,119 S *	6/2009	Kelleghan	D8/356
D608,184 S *	1/2010	Kelleghan	D8/356
D609,069 S *	2/2010	Fischer	D8/34

* cited by examiner

Primary Examiner—Ralf Seifert

(74) *Attorney, Agent, or Firm*—Patton Boggs LLP

(57) **CLAIM**

The ornamental design for LED key rack, as shown and described.

DESCRIPTION

FIG. 1 is a left side front perspective view of an embodiment of a LED key rack;

FIG. 2 is a right side rear perspective view of the LED key rack of FIG. 1;

FIG. 3 is a front view of the LED key rack of FIG. 1;

FIG. 4 is a rear view of the LED key rack of FIG. 1;

FIG. 5 is a left side view of the LED key rack of FIG. 1;

FIG. 6 is a right side view of the LED key rack of FIG. 1;

FIG. 7 is a top view of the LED key rack of FIG. 1; and,

FIG. 8 is a bottom view of the LED key rack of FIG. 1.

1 Claim, 5 Drawing Sheets




FIG. 1

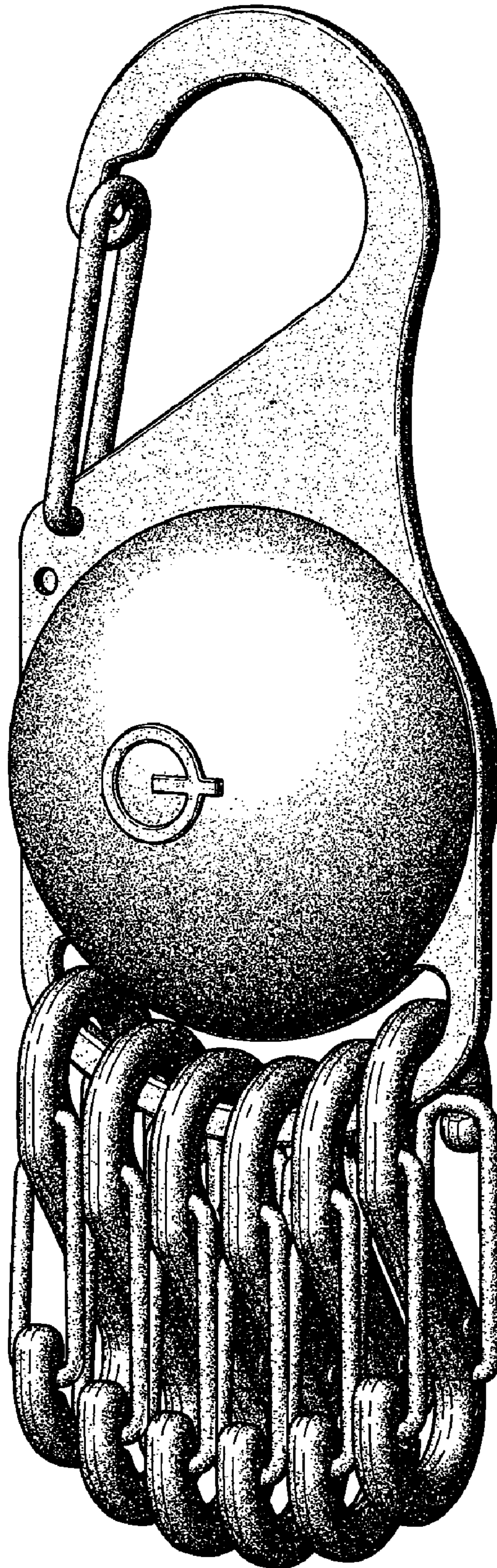


FIG. 2

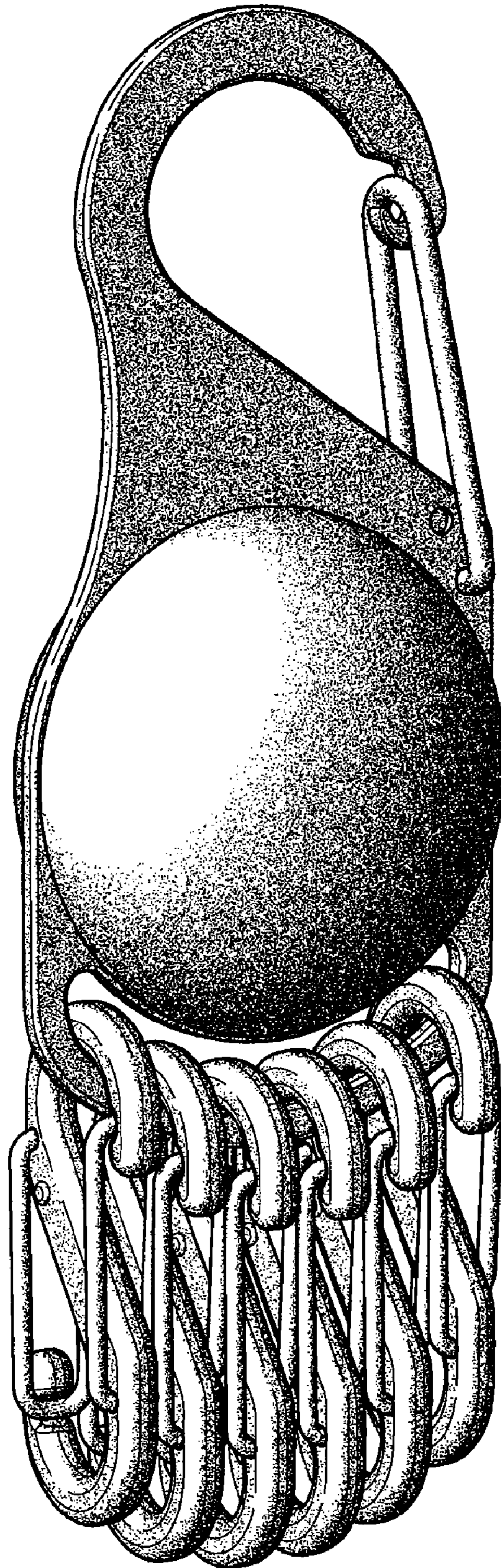


FIG. 3

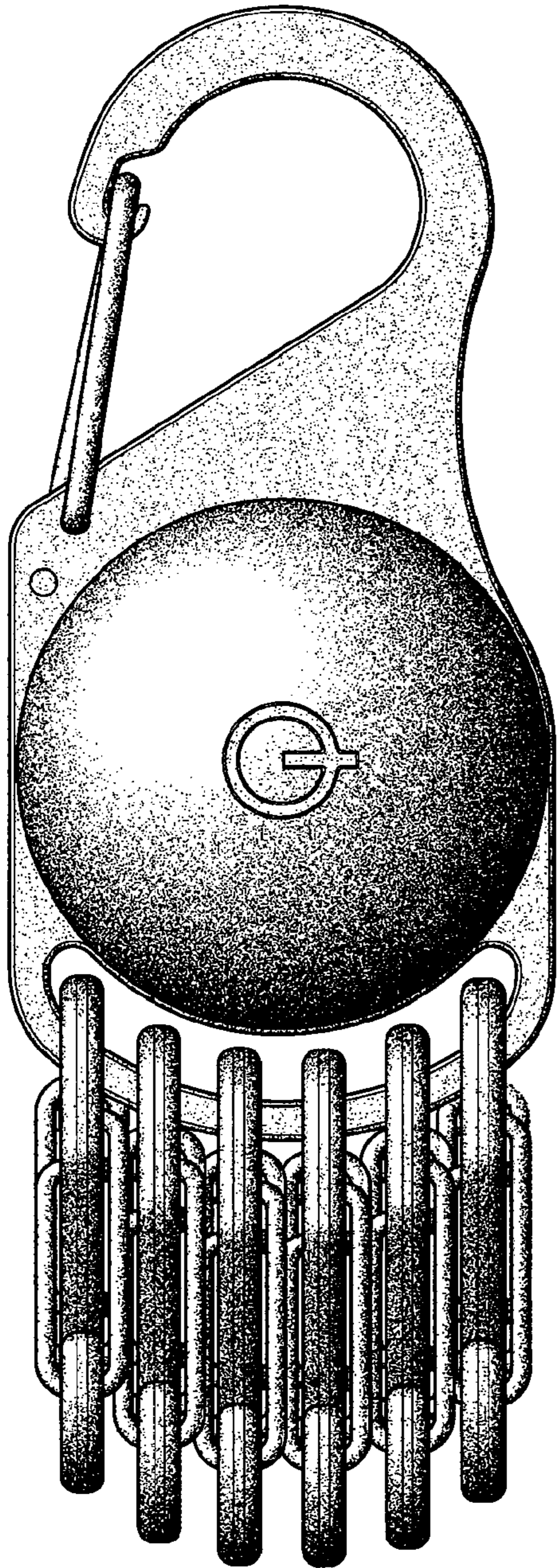


FIG. 4

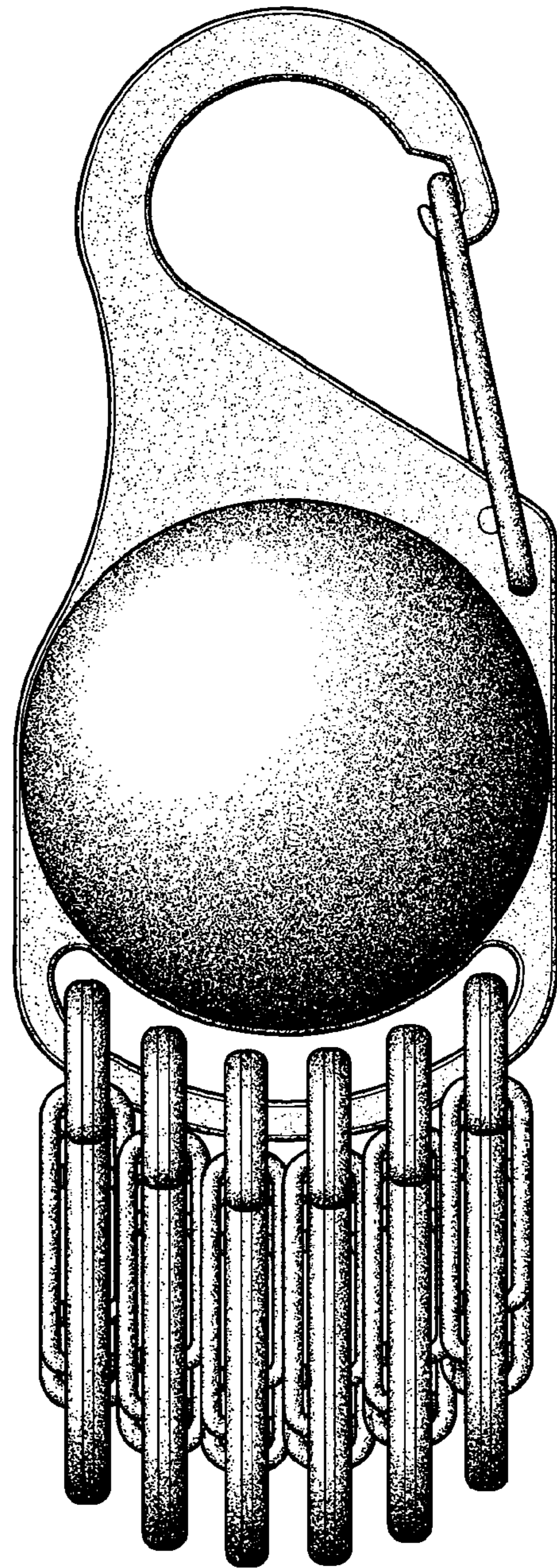


FIG. 5

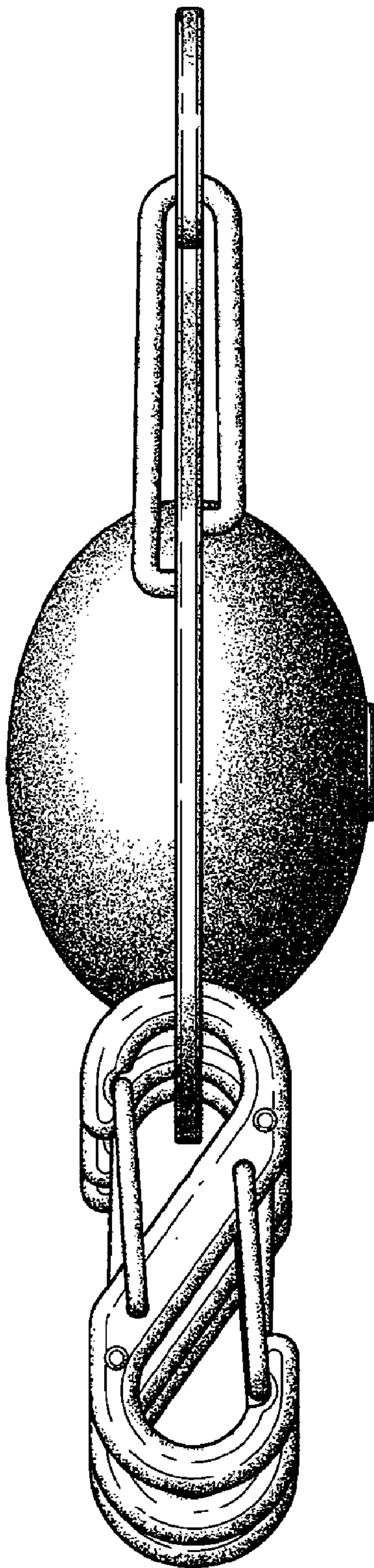


FIG. 6

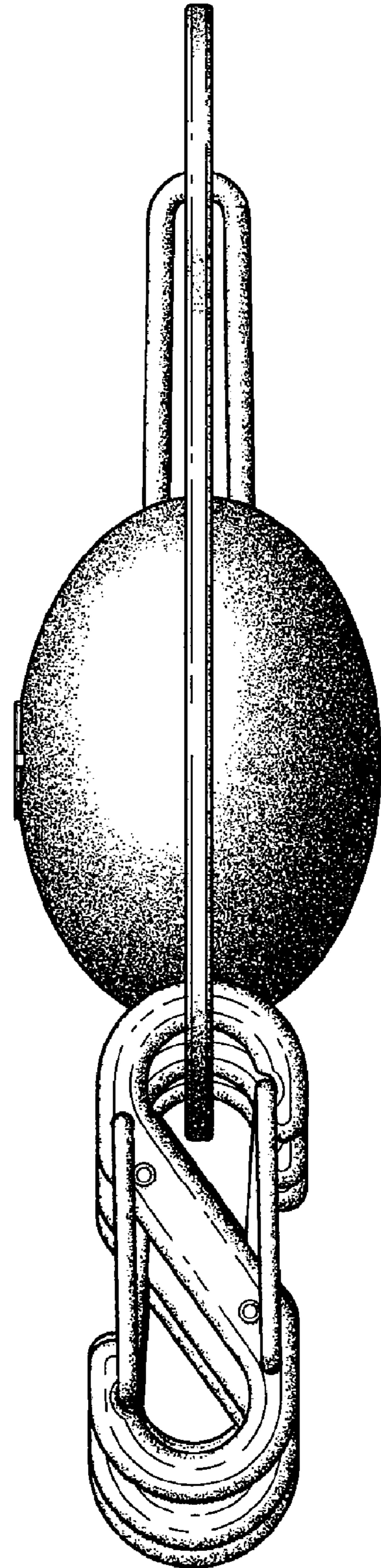


FIG. 7

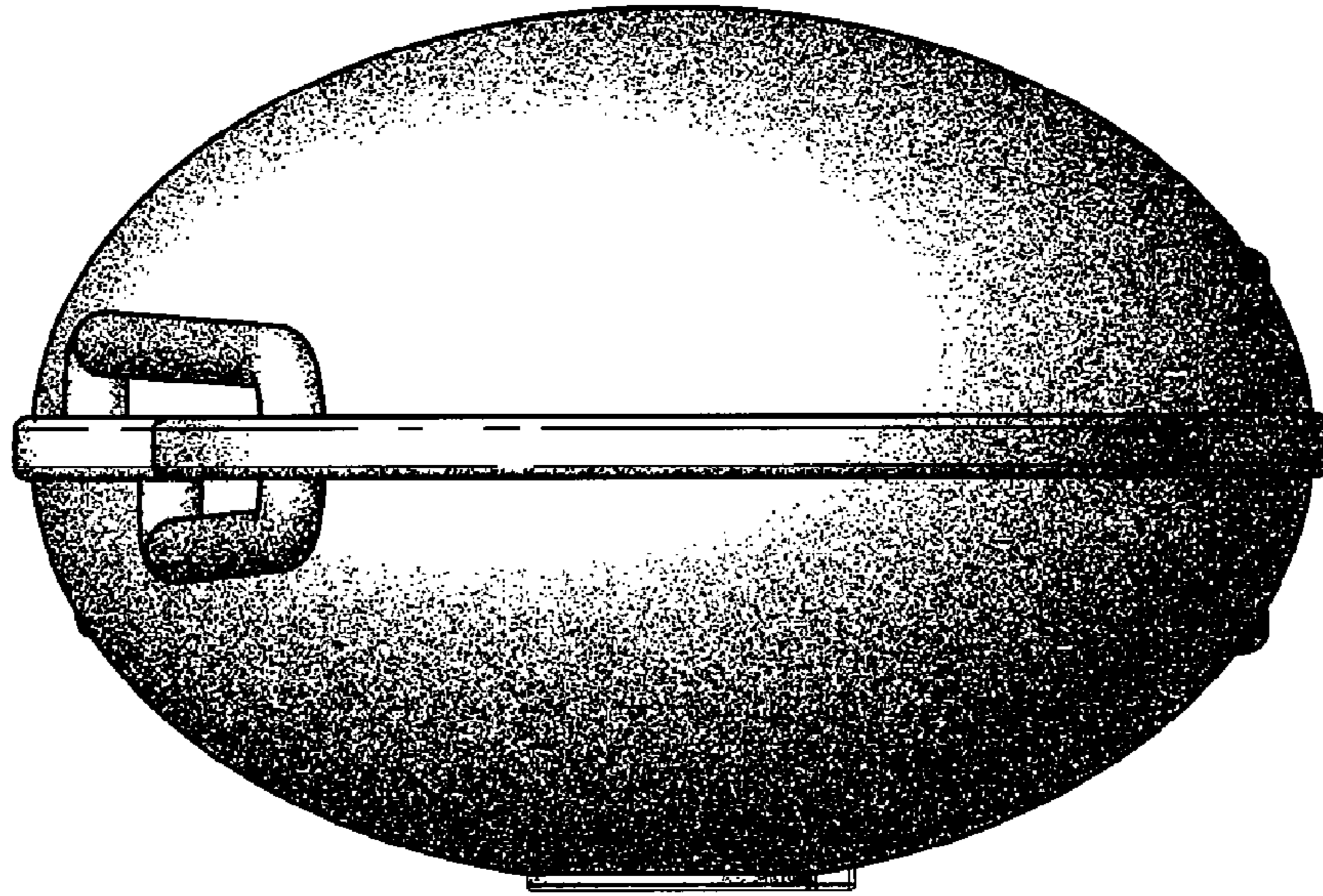


FIG. 8

