



US00D624297S

(12) **United States Design Patent**
Henderson

(10) **Patent No.:** **US D624,297 S**
(45) **Date of Patent:** **** Sep. 28, 2010**

(54) **SHOE UPPER**

(75) Inventor: **Jeffrey A. Henderson**, Beaverton, OR (US)

(73) Assignee: **NIKE, Inc.**, Beaverton, OR (US)

(**) Term: **14 Years**

(21) Appl. No.: **29/365,981**

(22) Filed: **Jul. 16, 2010**

(51) **LOC (9) Cl.** **02-99**

(52) **U.S. Cl.** **D2/972**

(58) **Field of Classification Search** D2/896,
D2/902, 906-908, 943, 944, 969, 972-974;
36/45-49, 50.1, 77 M, 77 R, 83, 88, 113,
36/114, 126-131

See application file for complete search history.

(56) **References Cited**

U.S. PATENT DOCUMENTS

D90,233 S	7/1933	Daniels	
D90,235 S	7/1933	Daniels	
D344,396 S	2/1994	Hoeft et al.	
D345,458 S	3/1994	Lacoraza et al.	
D349,394 S *	8/1994	Hatfield	D2/969
D353,039 S *	12/1994	O'Rorke	D2/969
D523,220 S *	6/2006	Link	D2/972
D531,398 S *	11/2006	Petrie	D2/973
D537,616 S *	3/2007	Campbell	D2/972
D544,700 S	6/2007	Link	
D546,053 S *	7/2007	Mayden	D2/972
D568,039 S	5/2008	Kuerbis	
D568,602 S *	5/2008	Henderson	D2/972
D570,085 S *	6/2008	Henderson	D2/969
D572,452 S	7/2008	Kuerbis	
D573,782 S	7/2008	Link	
D573,783 S	7/2008	Link	
D574,587 S	8/2008	McDowell	
D577,185 S	9/2008	Link	
D577,896 S	10/2008	Belley et al.	
D578,294 S	10/2008	Mervar et al.	
D579,186 S	10/2008	Mervar et al.	
D594,203 S *	6/2009	Banik et al.	D2/969

D597,293 S	8/2009	Banik et al.	
D603,597 S	11/2009	Bacon	
D605,396 S *	12/2009	Henderson	D2/972
D609,450 S	2/2010	Dombrow	
D609,451 S *	2/2010	Dombrow	D2/972
D611,238 S	3/2010	McDonald	
D613,934 S *	4/2010	Taylor	D2/972
D614,384 S *	4/2010	Minami	D2/972
D615,284 S	5/2010	McDonald	
D617,084 S	6/2010	McDonald	

OTHER PUBLICATIONS

Nike Footwear Catalog, Fall 1999, pp. M36 and M133; published Nov. 1998.

Nike Footwear Catalog, Fall 2004, p. M1; published Nov. 2003.

(Continued)

Primary Examiner—Dominic Simone

(74) *Attorney, Agent, or Firm*—Banner & Witcoff, Ltd.

(57) **CLAIM**

The ornamental design for a shoe upper, as shown and described.

DESCRIPTION


FIG. 1 is a front perspective view of a shoe upper showing my new design;

FIG. 2 is a side view thereof; and,

FIG. 3 is a rear perspective view thereof.

The broken lines immediately adjacent to the shaded area represent unclaimed boundaries of the design. The broken lines showing the remainder of the shoe are for environmental purposes only and form no part of the claimed design.

1 Claim, 3 Drawing Sheets



OTHER PUBLICATIONS

Nike Footwear Catalog, Spring 2005, p. M3; published Jun. 2004.
Nike Footwear Catalog, Fall 2005, p. M15; published Nov. 2004.
Nike Footwear Catalog, Fall 2007, p. 181; published Nov. 2006.
Nike Footwear Catalog, Spring 2008, pp. 56 and 161; published Jun. 2005.
Nike Footwear Catalog, Fall 2009, p. 10; published Nov. 2008.
Nike Footwear Catalog, Spring 2010 Performance, p. 12; published May 2009.

Nike Footwear Catalog, Spring 2010 Core, p. 27; published May 2009.
Nike Footwear Catalog, Summer 2010 Performance, p. 9; published Aug. 2009.
Nike Footwear Catalog, Fall 2010 Performance, p. 37; published Nov. 2009.
Nike Air Max +2009; date unknown but prior to filing date of present application.

* cited by examiner

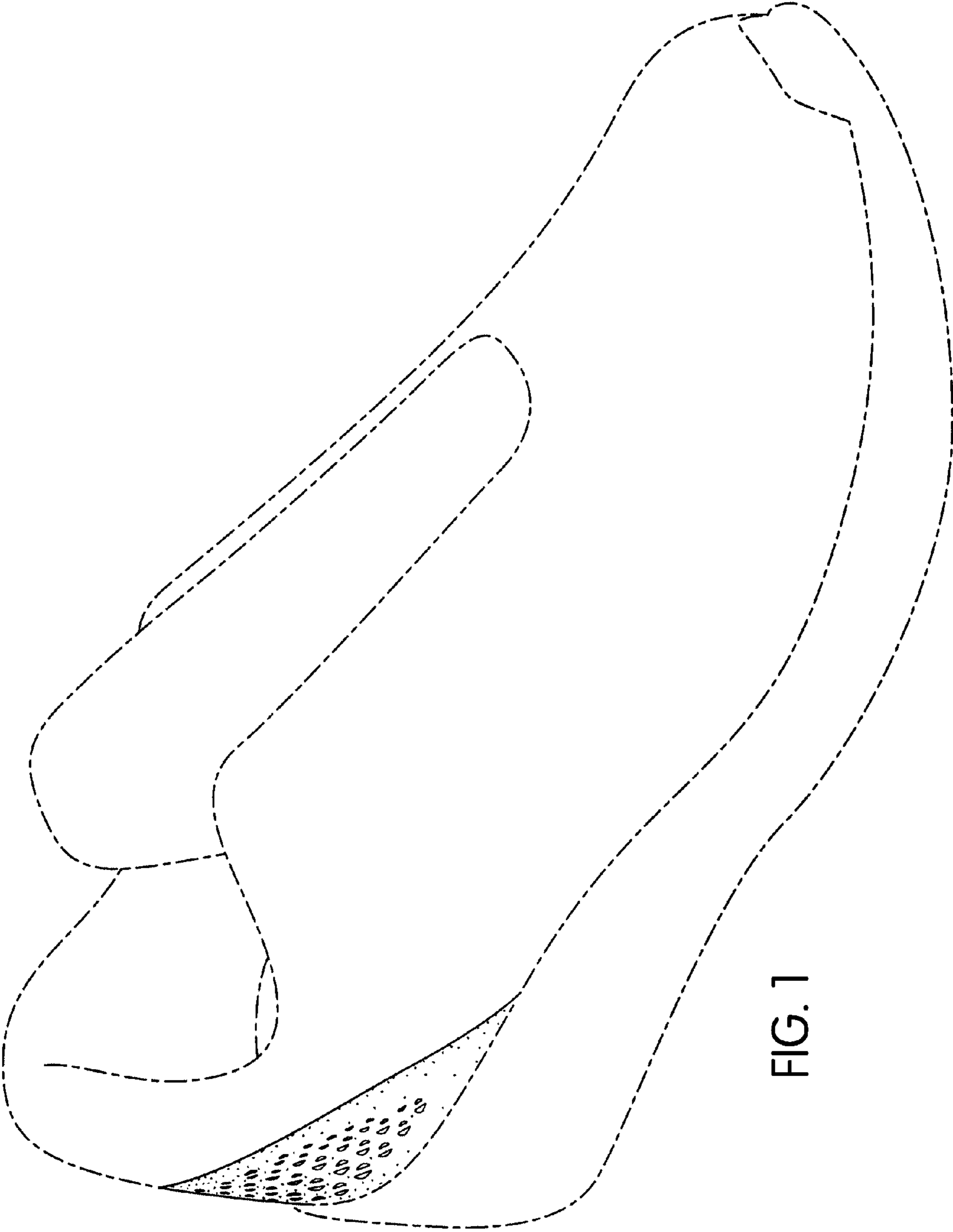


FIG. 1

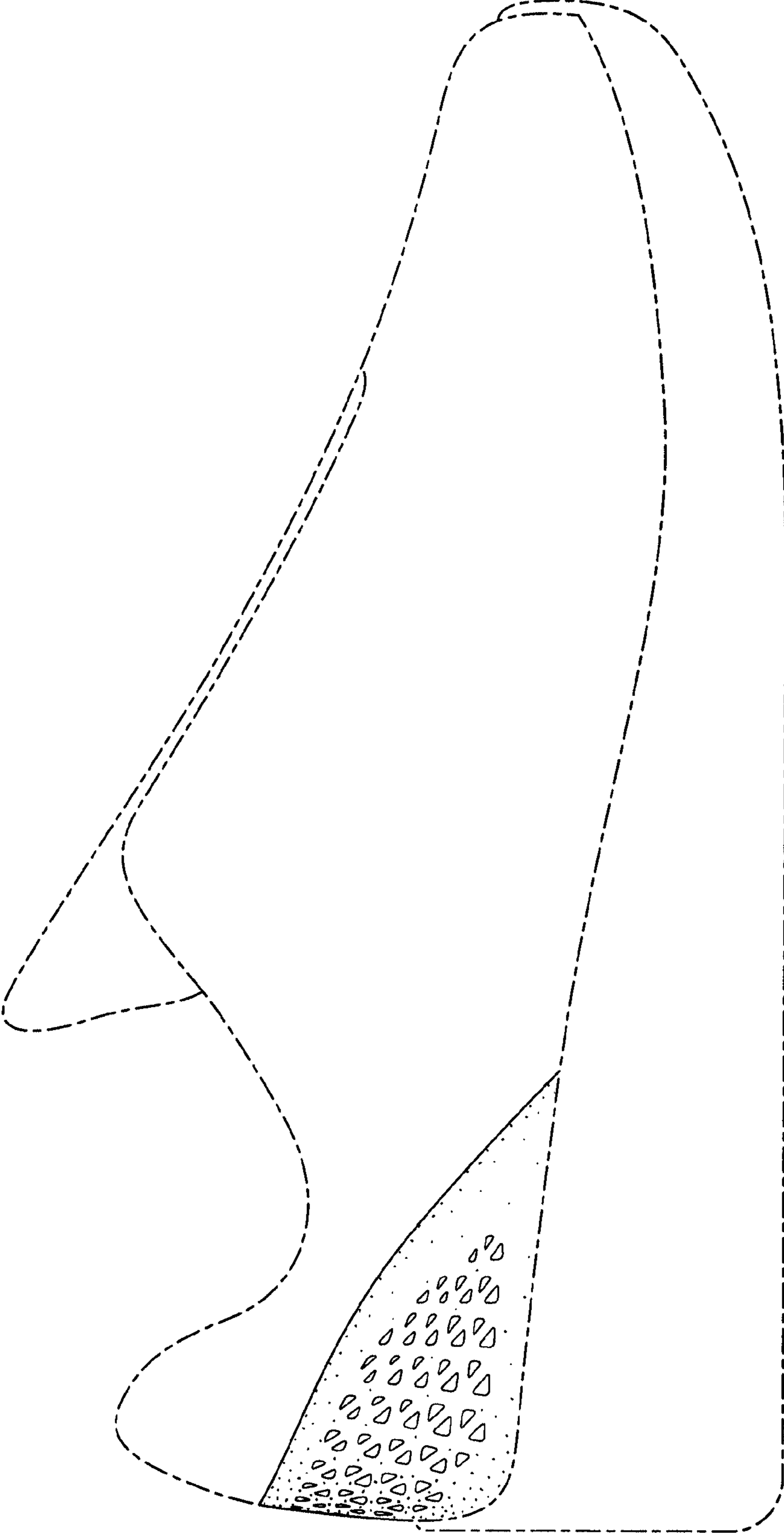


FIG. 2

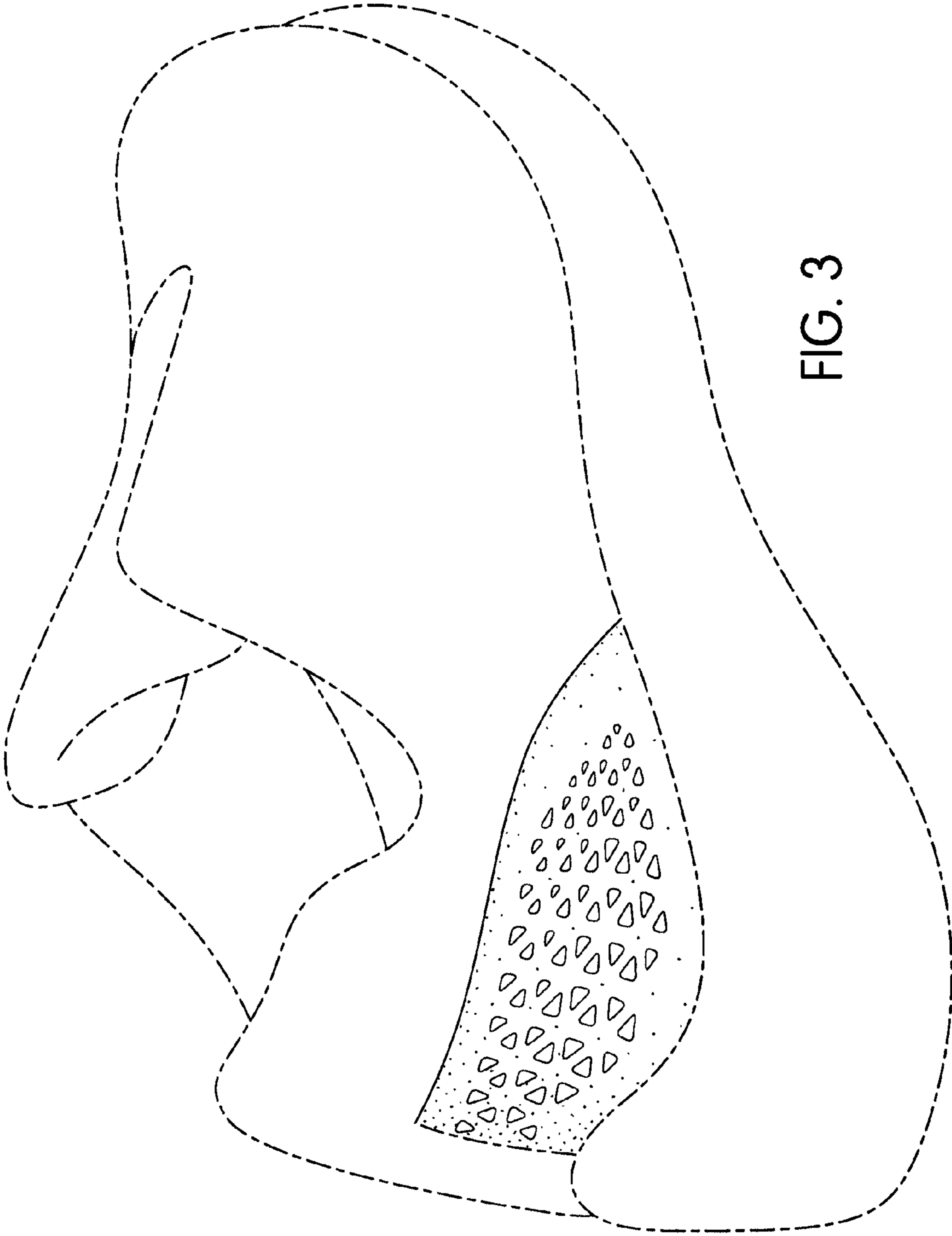


FIG. 3