



US00D624292S

(12) **United States Design Patent**
McClaskie

(10) **Patent No.:** **US D624,292 S**

(45) **Date of Patent:** **** Sep. 28, 2010**

(54) **SHOE**

(75) **Inventor:** **Thomas E. McClaskie**, Bethlehem, PA
(US)

(73) **Assignee:** **Columbia Insurance Company**,
Omaha, NE (US)

(**) **Term:** **14 Years**

(21) **Appl. No.:** **29/359,116**

(22) **Filed:** **Apr. 6, 2010**

(51) **LOC (9) Cl.** **02-01**

(52) **U.S. Cl.** **D2/952; D2/951; D2/953**

(58) **Field of Classification Search** D2/947,
D2/949, 951, 952, 953, 957, 959, 960; D25/153,
D25/156; 36/3 B, 22 R, 24.5, 25 R, 67 A,
36/59 C, 103

See application file for complete search history.

(56) **References Cited**

U.S. PATENT DOCUMENTS

| | | | | | | |
|-----------|---|---|---------|-----------------|-------|---------|
| 2,016,178 | A | * | 10/1935 | Riddock | | 36/32 R |
| D144,330 | S | | 4/1946 | Walter | | |
| 2,416,997 | A | * | 3/1947 | Hewitt | | 428/187 |
| D168,540 | S | | 1/1953 | Friedman et al. | | |
| D528,747 | S | * | 9/2006 | Issler | | D2/916 |
| D530,063 | S | * | 10/2006 | Issler | | D2/916 |
| D553,832 | S | | 10/2007 | McClaskie | | |
| D573,345 | S | * | 7/2008 | Yuson | | D3/322 |
| D590,141 | S | | 4/2009 | McClaskie | | |
| D591,942 | S | | 5/2009 | McClaskie | | |
| D592,388 | S | * | 5/2009 | Issler | | D2/952 |
| D593,734 | S | * | 6/2009 | Issler | | D2/952 |

| | | | | | | |
|--------------|----|---|---------|-----------|-------|--------|
| D599,090 | S | * | 9/2009 | McClaskie | | D2/952 |
| D603,593 | S | * | 11/2009 | McClaskie | | D2/952 |
| D608,994 | S | * | 2/2010 | McClaskie | | D2/952 |
| D609,890 | S | * | 2/2010 | McClaskie | | D2/952 |
| D610,787 | S | * | 3/2010 | McClaskie | | D2/952 |
| D611,235 | S | * | 3/2010 | McClaskie | | D2/952 |
| 2002/0035793 | A1 | * | 3/2002 | Byrd | | 36/8.4 |

* cited by examiner

Primary Examiner—Celia A Murphy

(74) *Attorney, Agent, or Firm*—St. Onge Steward Johnston & Reens LLC

(57) **CLAIM**

The ornamental design for a shoe, as shown and described.

DESCRIPTION

FIG. 1 is a bottom perspective view of a shoe in accordance with the new design;

FIG. 2 is a bottom view thereof;

FIG. 3 is a top view thereof;

FIG. 4 is a right side view thereof;

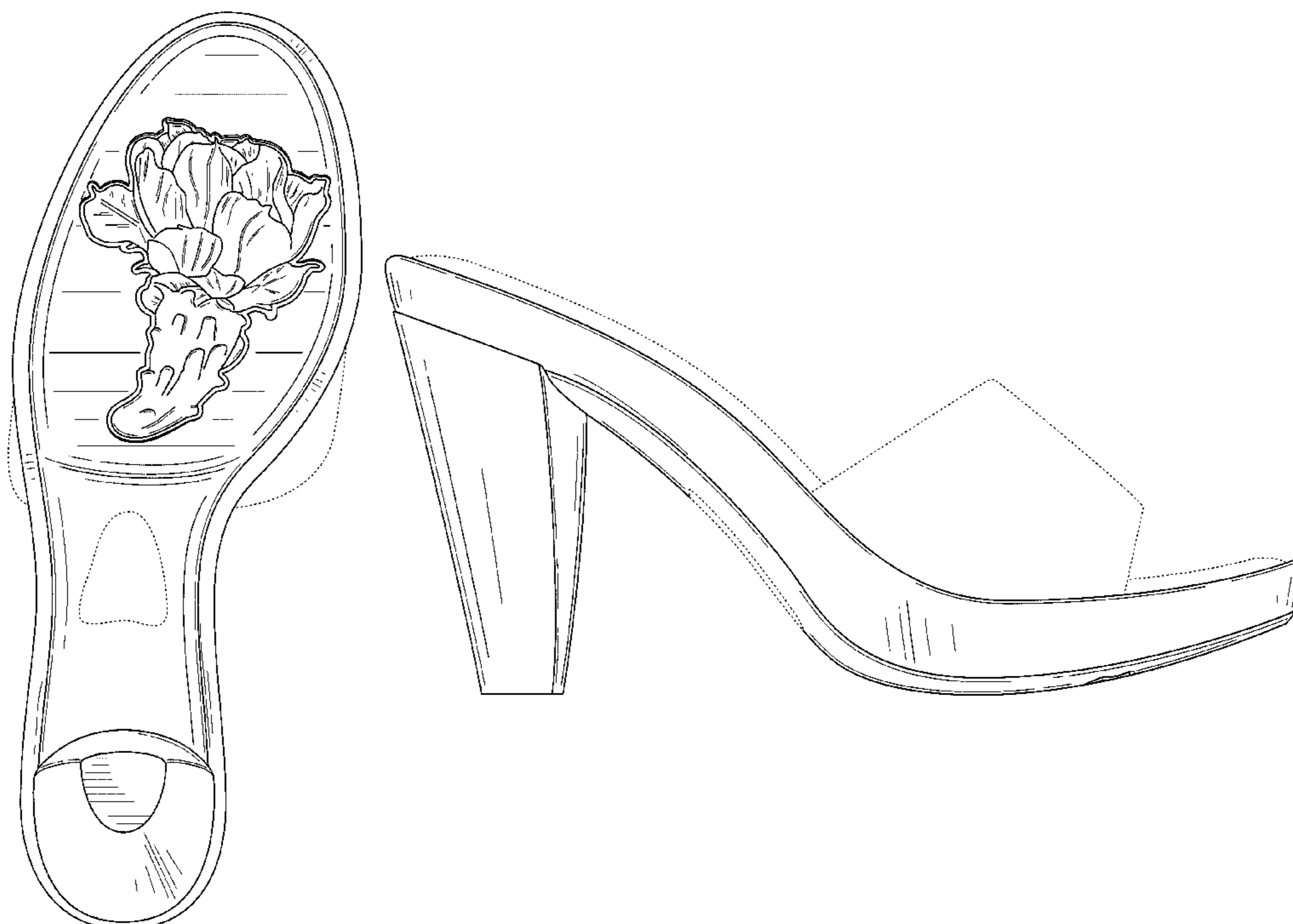
FIG. 5 is a left side view thereof;

FIG. 6 is a front view thereof; and,

FIG. 7 is a rear view thereof.

The shoe upper shown in broken lines in FIGS. 1-7 is for environmental purposes only and forms no part of the claimed design. The broken lines shown in each arch area of FIGS. 1, 2, 4 and 5 represent boundaries of the design with the lines themselves and the areas within them forming no part of the claimed design.

1 Claim, 7 Drawing Sheets



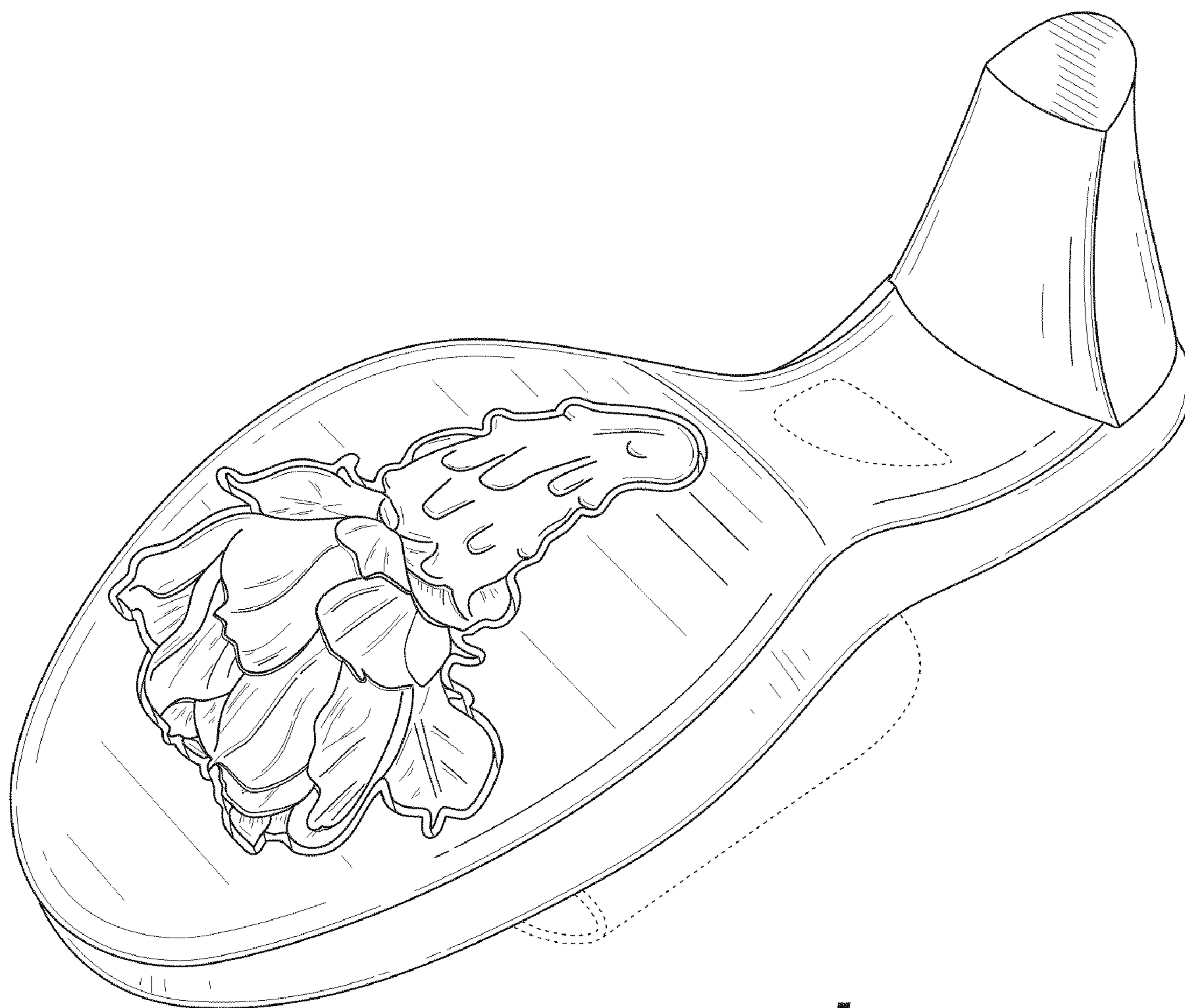


FIG. 1

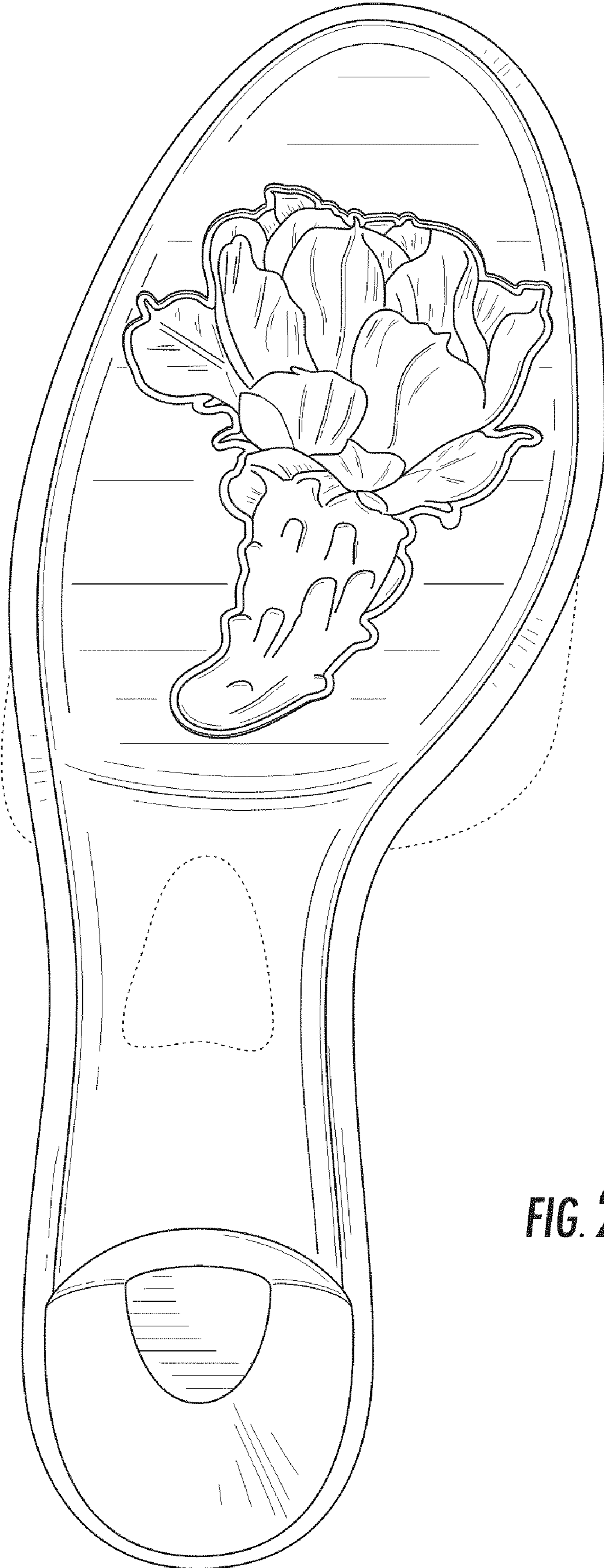


FIG. 2

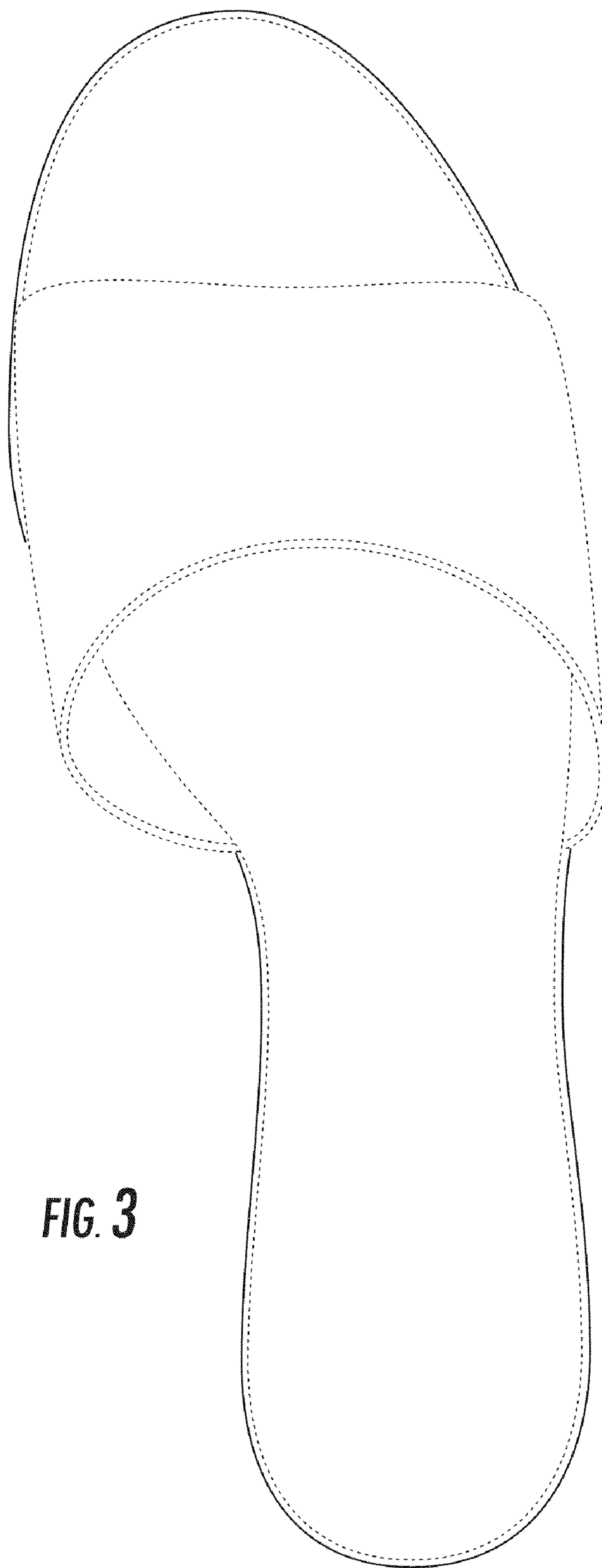


FIG. 3




FIG. 4




FIG. 5

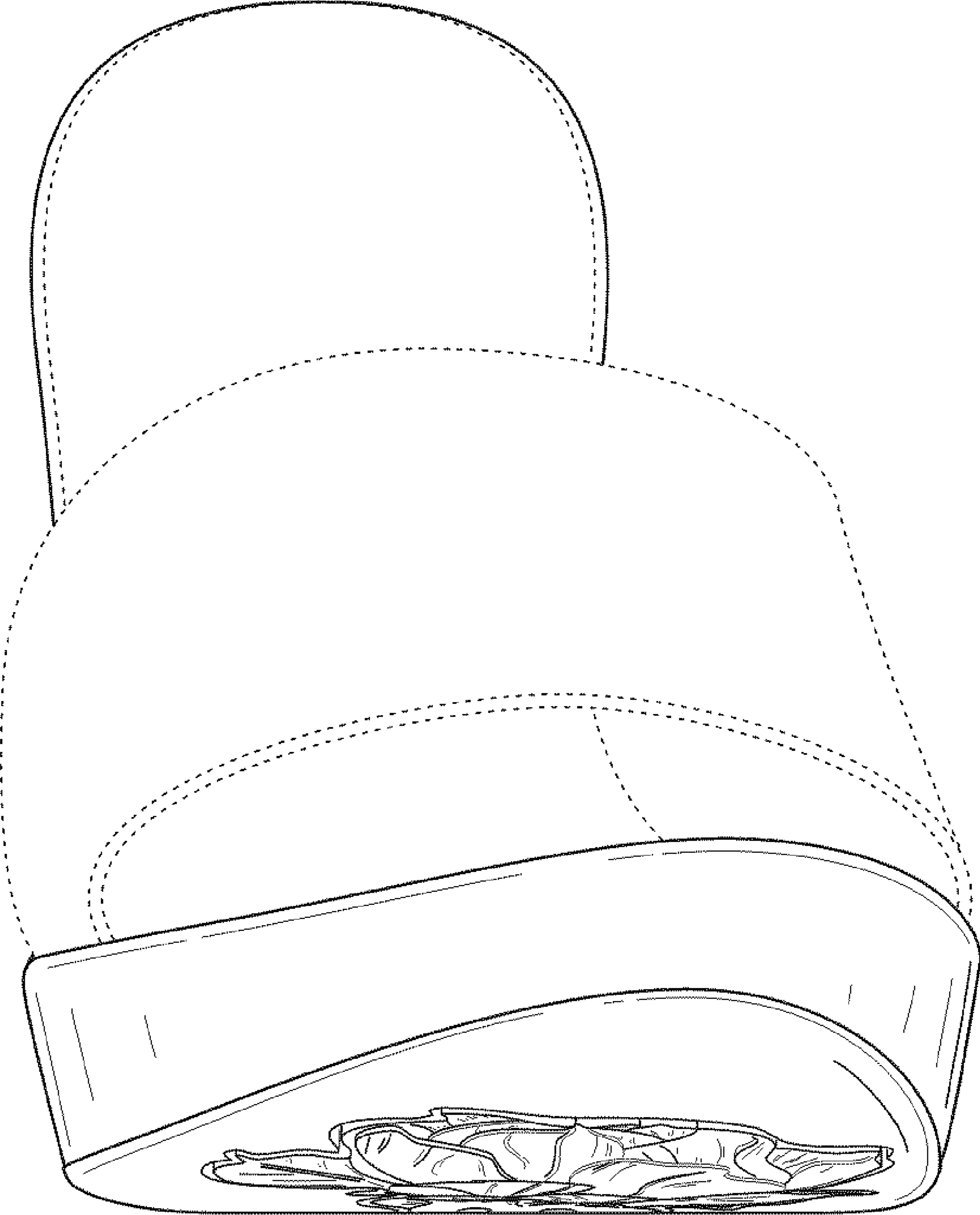


FIG. 6

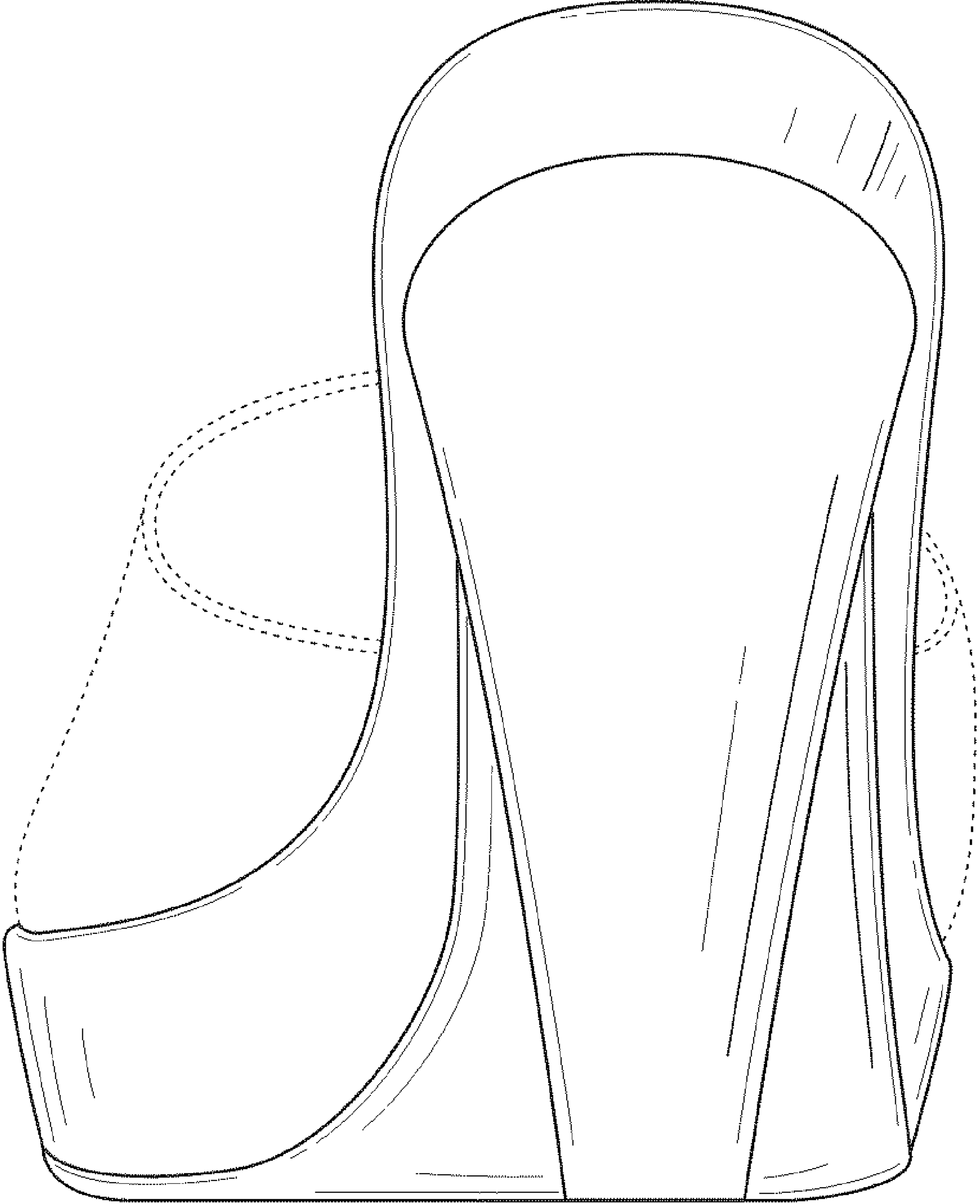


FIG. 7