



US00D624290S

(12) **United States Design Patent**
Eickhoff

(10) **Patent No.:** **US D624,290 S**

(45) **Date of Patent:** **** Sep. 28, 2010**

(54) **SLIPPER**

(76) Inventor: **Keith Eickhoff**, P.O. Box 352,
Hartington, NE (US) 68739

(**) Term: **14 Years**

(21) Appl. No.: **29/361,731**

(22) Filed: **May 14, 2010**

(51) **LOC (9) Cl.** **02-04**

(52) **U.S. Cl.** **D2/919**

(58) **Field of Classification Search** D2/896,
D2/898, 902-907, 919-923, 944, 969, 970,
D2/972-974; 36/83, 88, 91, 113-116, 3 A,
36/7.1 R, 45

See application file for complete search history.

(56) **References Cited**

U.S. PATENT DOCUMENTS

D223,329 S *	4/1972	Oshima	D2/907
D223,531 S *	5/1972	McCarthy	D2/897
D227,519 S *	7/1973	Meadows	D2/907
D236,559 S *	9/1975	Senter	D2/907
D238,626 S *	2/1976	Senter	D2/907
D261,325 S *	10/1981	Niro	D2/897
D270,778 S *	10/1983	Casetta	D2/907
D278,757 S *	5/1985	Werman	D2/907
D294,421 S *	3/1988	Le	D2/900

D300,083 S *	3/1989	Tonkel	D2/907
D326,350 S *	5/1992	Silverman et al.	D2/900
D351,053 S *	10/1994	Kessler	D2/900
D385,690 S *	11/1997	Puff	D2/919
D386,891 S *	12/1997	Rotches	D2/919
D410,962 S *	6/1999	Iwahashi	D2/902
D485,422 S *	1/2004	Levine	D2/908
D581,638 S *	12/2008	Lee	D2/919

* cited by examiner

Primary Examiner—Robert M Spear
Assistant Examiner—Rashida C McCoy

(57) **CLAIM**

The ornamental design for a slipper, as shown and described.

DESCRIPTION

FIG. 1 is a right side elevated view of a slipper showing my new design;

FIG. 2 is a left side elevated view thereof;

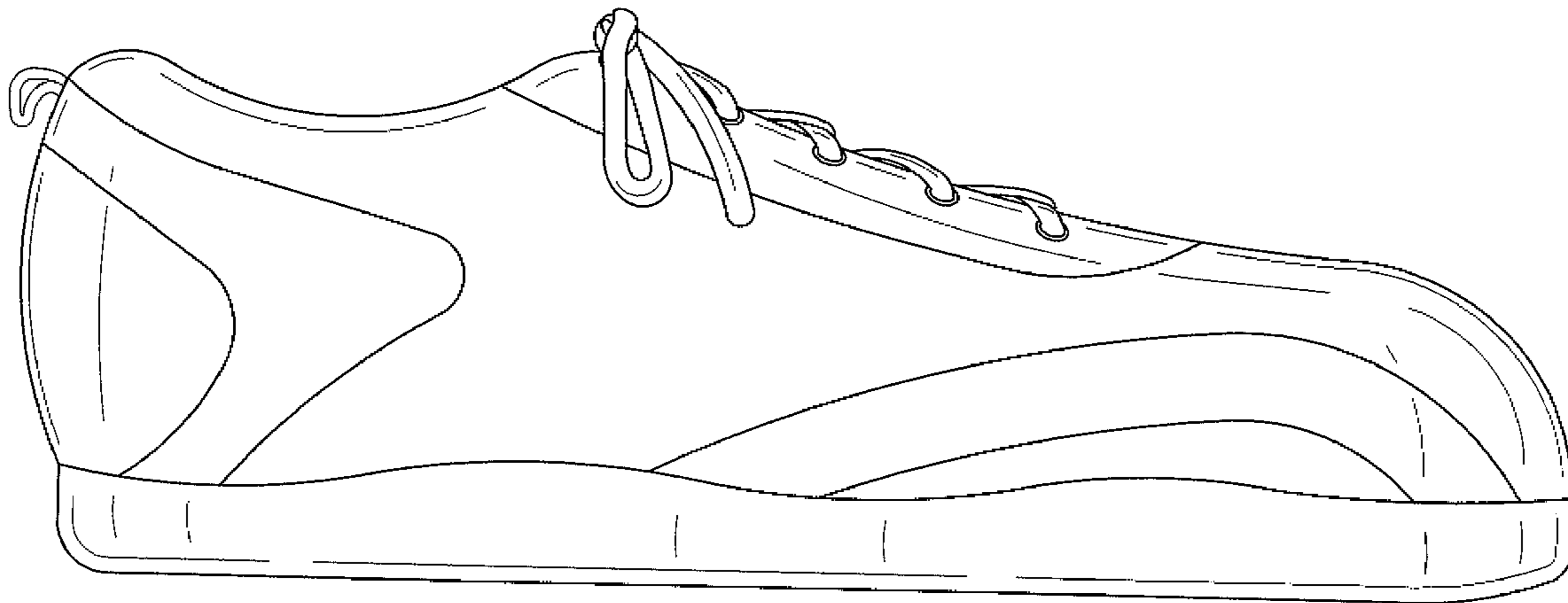
FIG. 3 is a rear elevated view thereof;

FIG. 4 is a front plan view thereof; and,

FIG. 5 is a top plan view thereof.

The broken lines illustrate environmental structure and form no part of the claimed design.

1 Claim, 4 Drawing Sheets



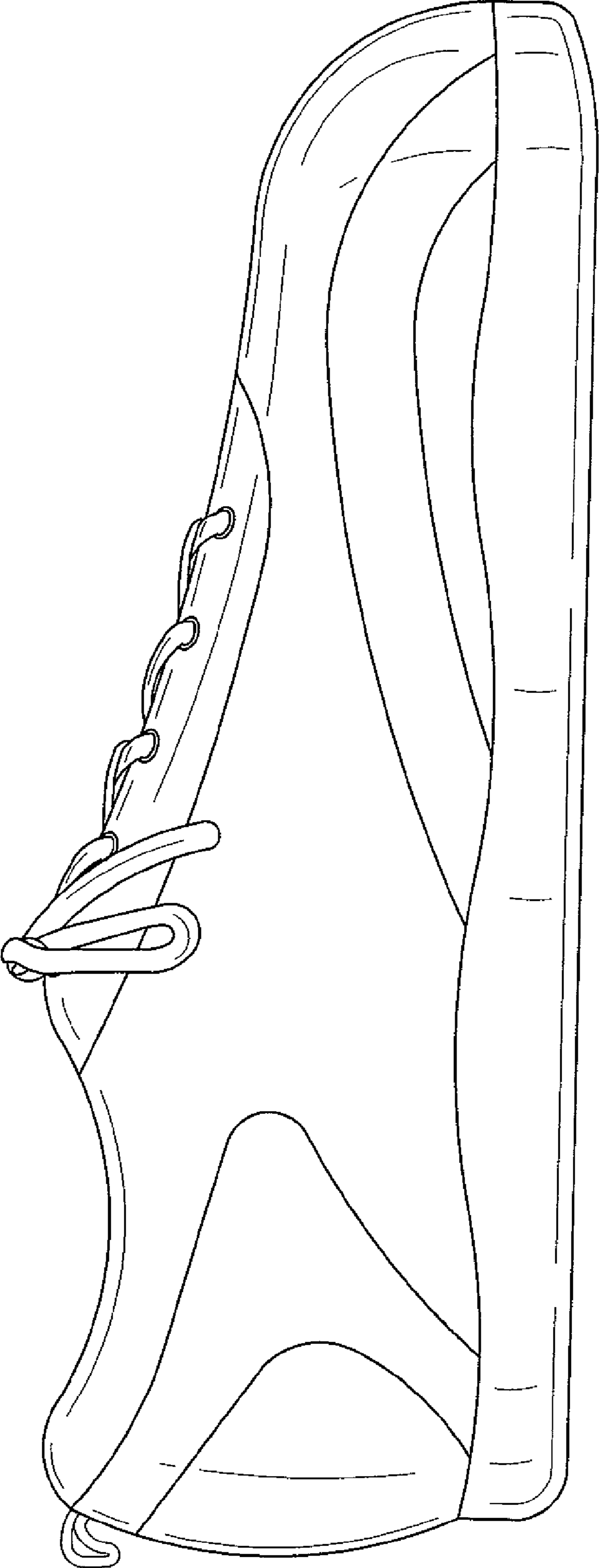


FIG. 1

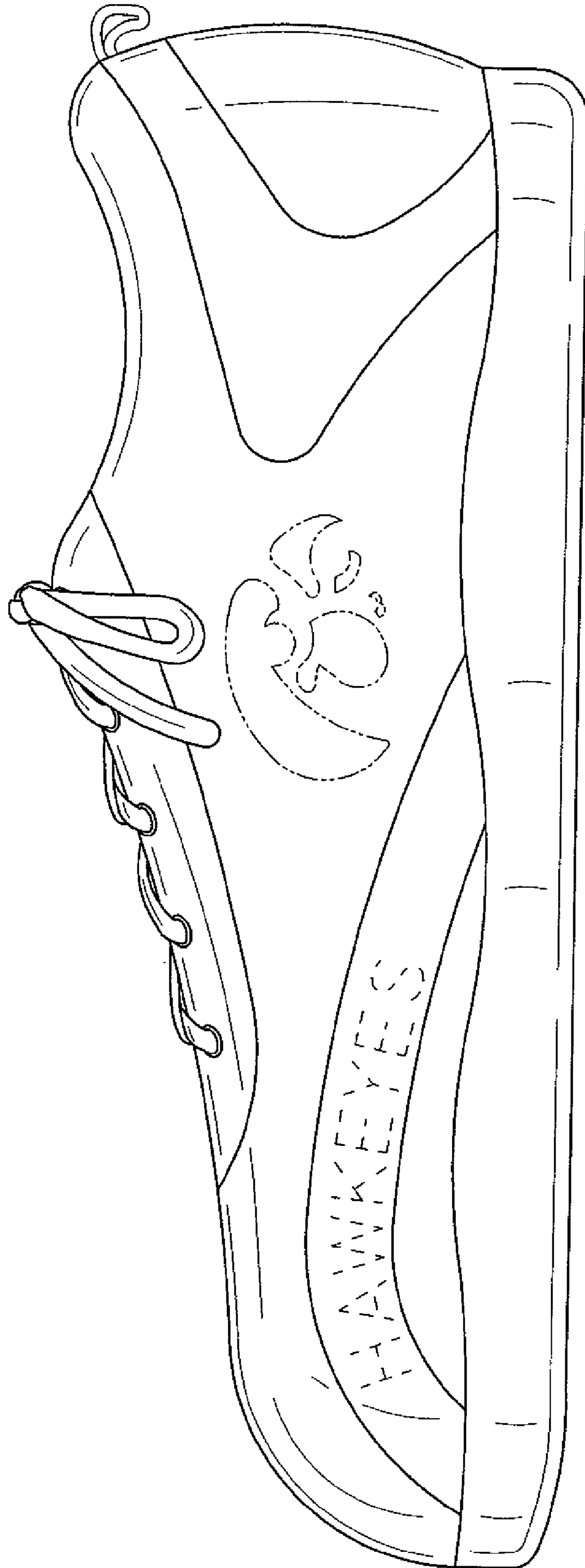


FIG. 2

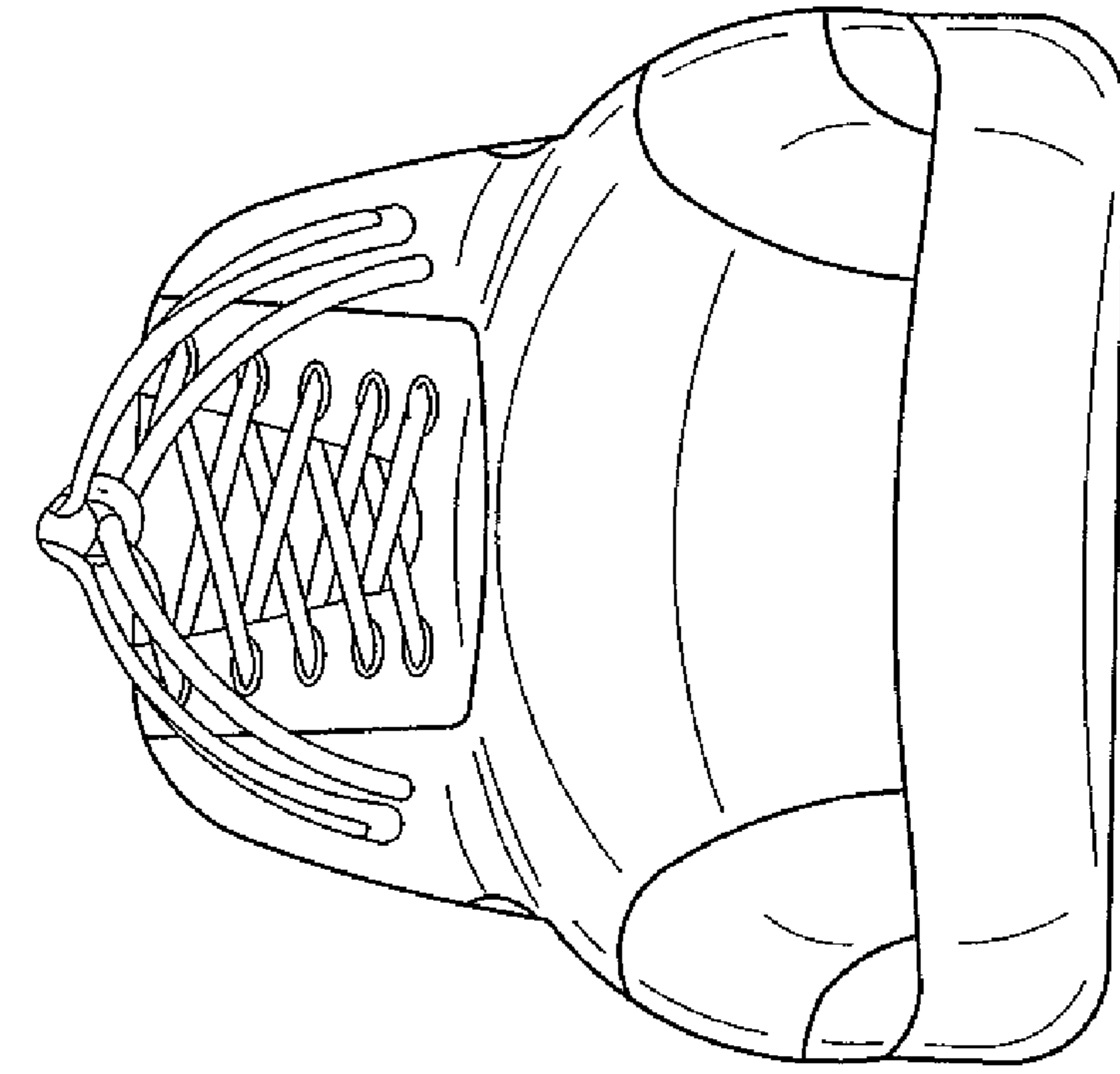


FIG. 4

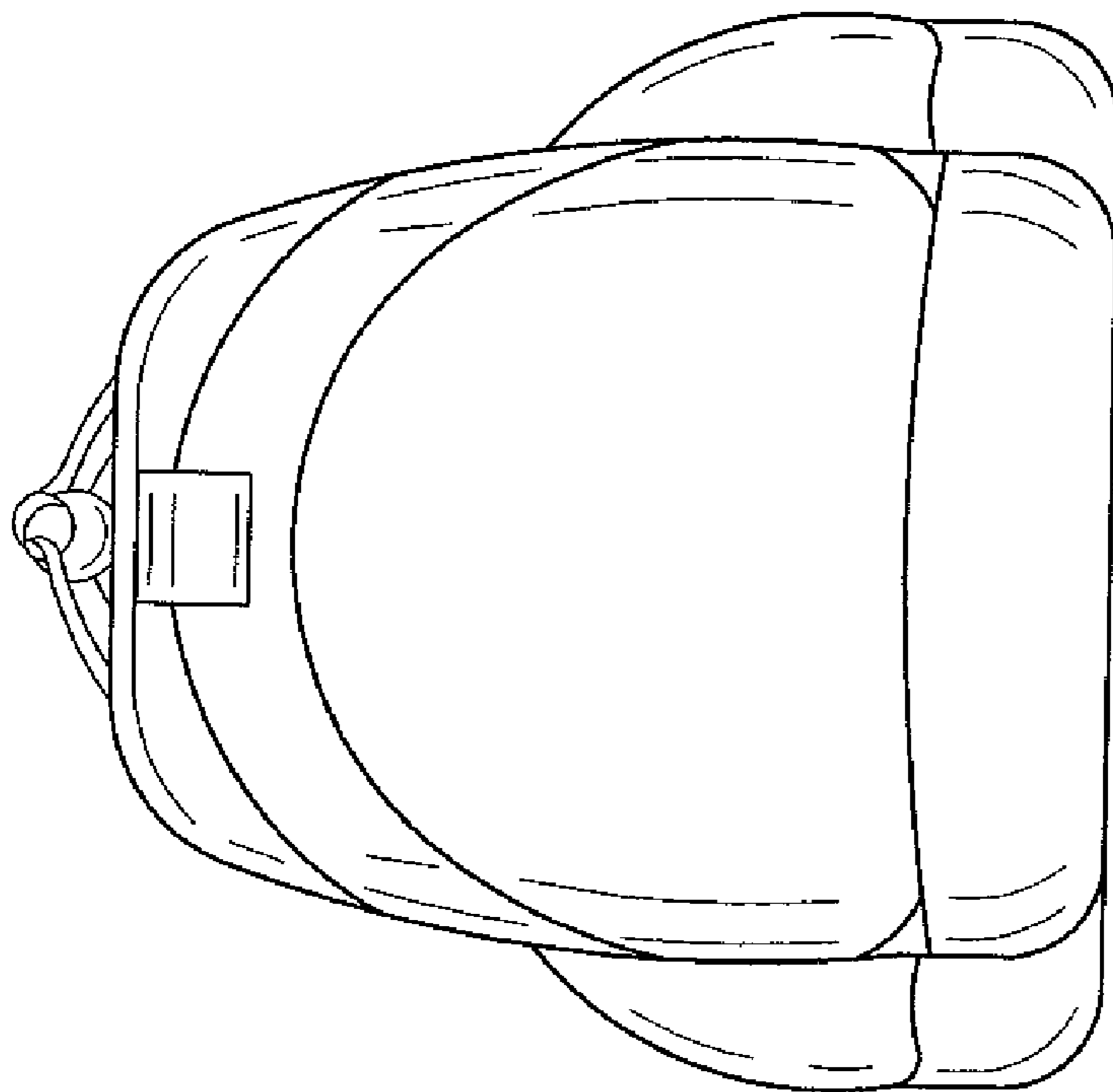


FIG. 3




FIG. 5