



US00D624289S

(12) **United States Design Patent**
Lambert et al.

(10) **Patent No.:** **US D624,289 S**

(45) **Date of Patent:** **** *Sep. 28, 2010**

(54) **SHOE WITH INJECTED PATTERN DESIGN**

(75) Inventors: **William Paul Lambert**, Topeka, KS (US); **Oliver Ma**, Taipei (TW); **Otto Ting**, Taipei (TW); **Patrick Liao**, Taipei (TW)

(73) Assignee: **Payless ShoeSource Worldwide, Inc.**, Topeka, KS (US)

(**) Term: **14 Years**

(21) Appl. No.: **29/257,189**

(22) Filed: **Mar. 29, 2006**

(51) **LOC (9) Cl.** **02-04**

(52) **U.S. Cl.** **D2/898; D2/916**

(58) **Field of Classification Search** D2/896, D2/897, 916-919, 924, 943, 947-969; 12/142 V; 36/3 R, 4, 10, 9 A, 11.5, 113, 45
See application file for complete search history.

(56) **References Cited**

U.S. PATENT DOCUMENTS

3,345,763	A	10/1967	Rollman	
3,962,387	A	6/1976	Hendry	
RE29,265	E	6/1977	Hendry	
4,888,887	A	12/1989	Solow	
5,814,254	A	9/1998	Bisconti	
6,439,536	B1	8/2002	Piccolo	
D473,040	S *	4/2003	Hawker et al.	D2/896
D476,797	S *	7/2003	Schenone	D2/946
D479,906	S *	9/2003	Hawker et al.	D2/969
6,864,033	B2	3/2005	Nakamura et al.	
D509,950	S *	9/2005	Adams et al.	D2/959
6,993,858	B2	2/2006	Seamans	
D517,788	S	3/2006	Seamans	
D517,789	S	3/2006	Seamans	
D517,790	S	3/2006	Seamans	
D525,419	S	7/2006	Seamans	
7,146,751	B2	12/2006	Seamans	
D535,088	S	1/2007	Seamans	

2003/0009909	A1 *	1/2003	Chen	36/11.5
2004/0231189	A1 *	11/2004	Seamans	36/3 A
2004/0231190	A1	11/2004	Seamans	
2006/0048407	A1	3/2006	Seamans	

FOREIGN PATENT DOCUMENTS

EP 0002311 A2 6/1979

OTHER PUBLICATIONS

U.S. Appl. No. 11/393,458, Restriction Requirement mailed Mar. 27, 2008.

* cited by examiner

Primary Examiner—Robert M Spear

Assistant Examiner—Rashida C McCoy

(74) *Attorney, Agent, or Firm*—Lathrop & Gage LLP

(57) **CLAIM**

We claim the ornamental design for a shoe with injected pattern design, as shown and described.

DESCRIPTION

FIG. 1 is a right side elevational view of a shoe with injected pattern design, according to the present invention;

FIG. 2 is a left side elevational view of the shoe with injected pattern design;

FIG. 3 is a top plan view of the shoe with injected pattern design;

FIG. 4 is a bottom plan view of the shoe with injected pattern design;

FIG. 5 is a front elevational view of the shoe with injected pattern design;

FIG. 6 is a rear elevational view of the shoe with injected pattern design; and,

FIG. 7 is a front top left perspective view of the shoe with injected pattern design.

1 Claim, 7 Drawing Sheets

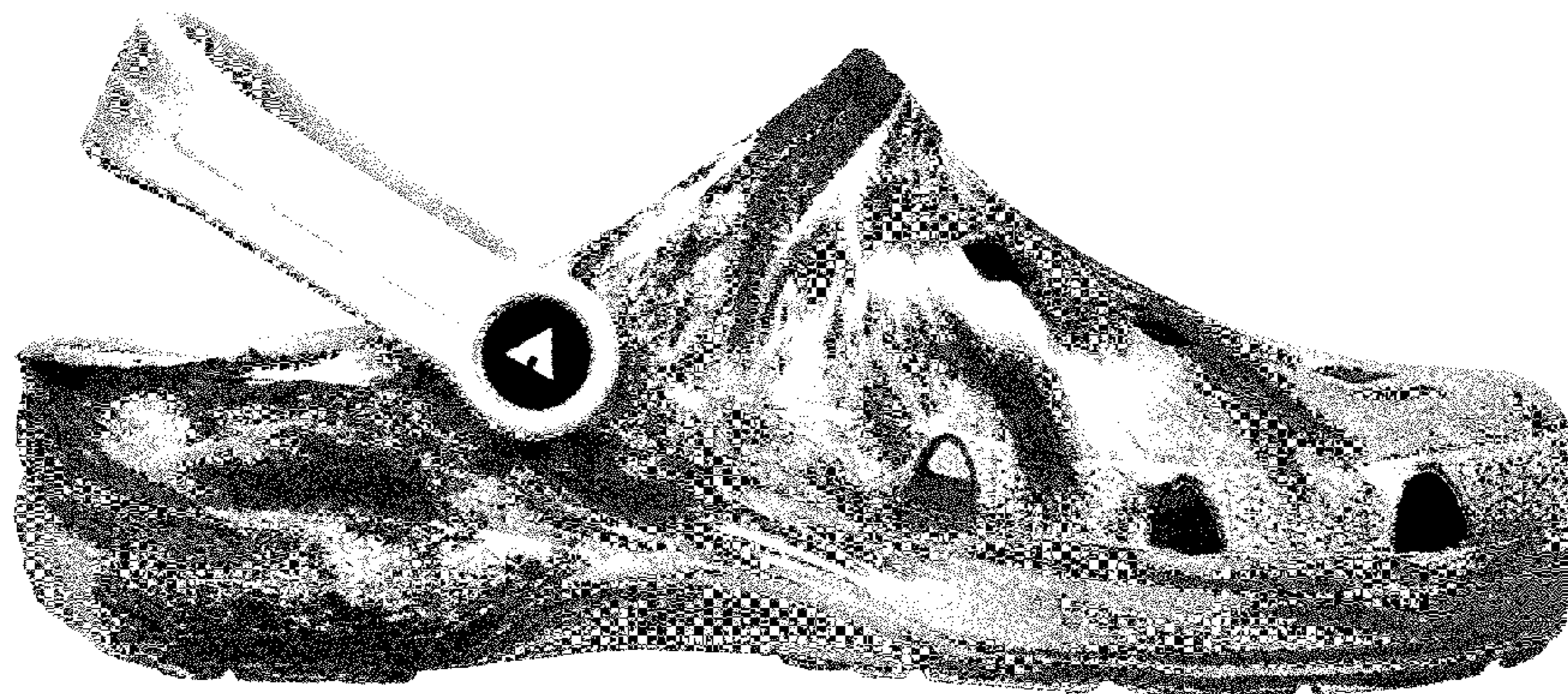




FIG. 1



FIG. 2



FIG. 3

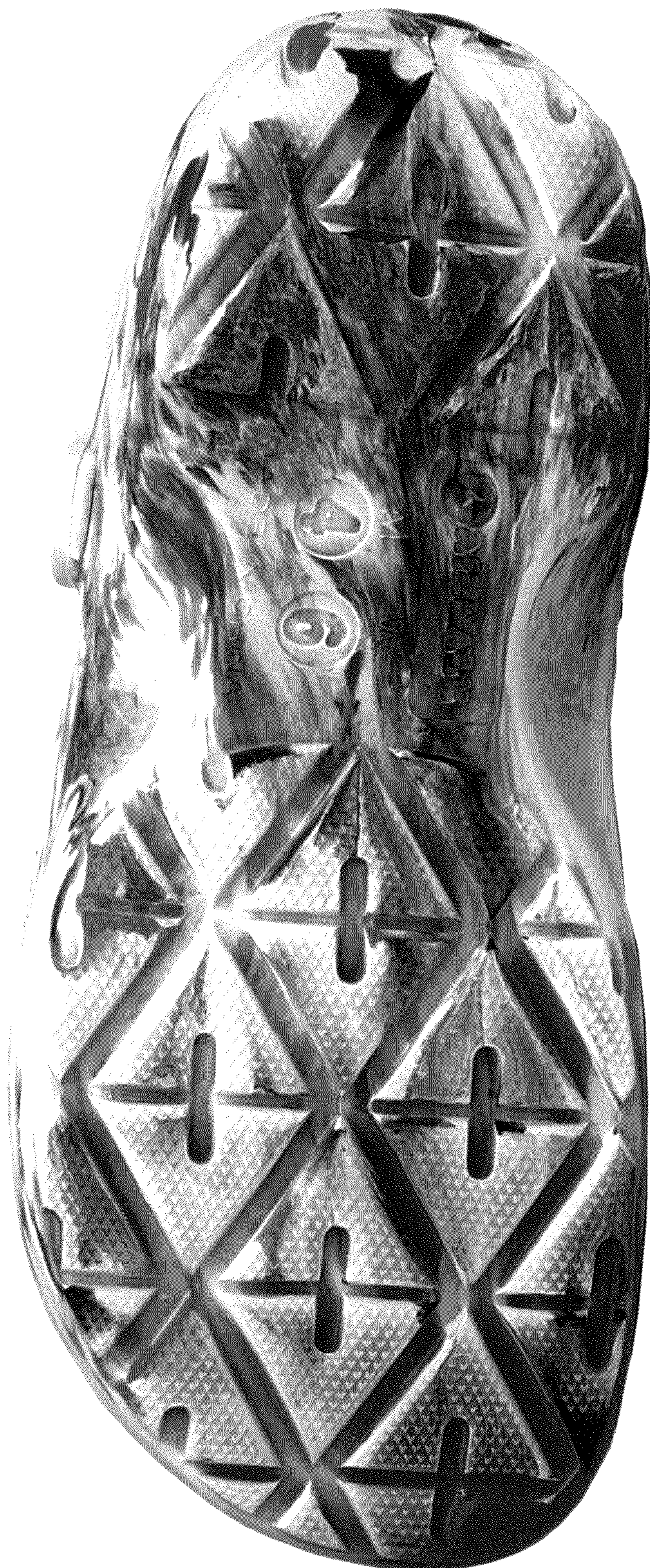


FIG. 4




FIG. 5

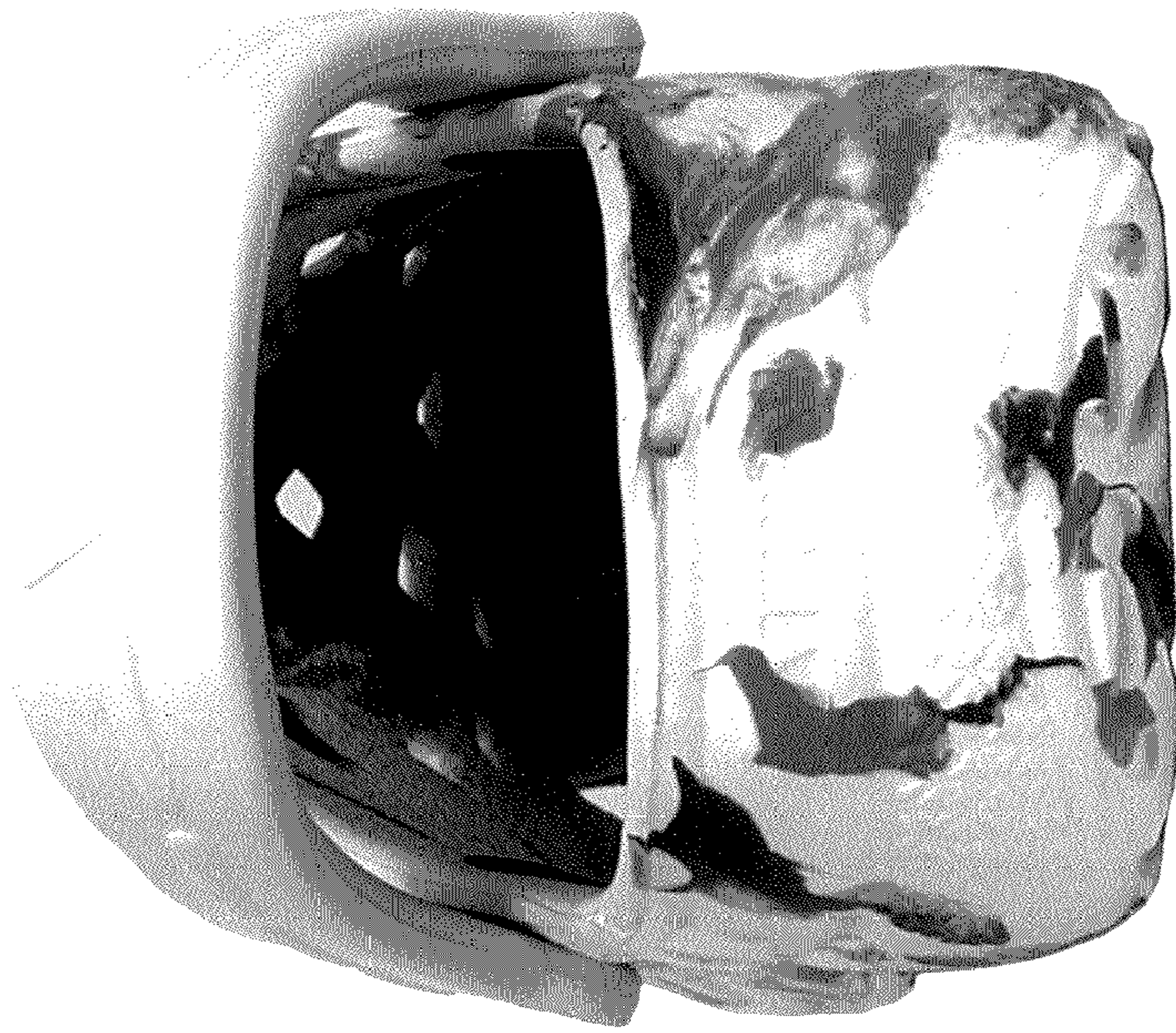


FIG. 6



FIG. 7