



US00D624283S

(12) **United States Design Patent**
Rhodes

(10) **Patent No.:** **US D624,283 S**

(45) **Date of Patent:** **** *Sep. 28, 2010**

(54) **TIE BACK NURSE CAP WITH INTEGRATED SIDE POUCH**

(76) Inventor: **Steve Rhodes**, 926 2nd St. South,
Jacksonville Beach, FL (US) 32250

(*) Notice: This patent is subject to a terminal disclaimer.

(**) Term: **14 Years**

(21) Appl. No.: **29/339,518**

(22) Filed: **Jul. 1, 2009**

Related U.S. Application Data

(63) Continuation-in-part of application No. 29/289,428, filed on Jul. 19, 2007, now abandoned.

(51) **LOC (9) Cl.** **02-03**

(52) **U.S. Cl.** **D2/867**

(58) **Field of Classification Search** D2/865,
D2/866, 867, 878, 880, 881, 882, 884, 885,
D2/890; 2/68, 171, 171.04, 171.4, 171.5,
2/171.6, 202, 204, 205, 207, 209.11
See application file for complete search history.

(56) **References Cited**

U.S. PATENT DOCUMENTS

1,525,386	A *	2/1925	Hiebl et al.	2/200.1
1,798,024	A *	3/1931	McBride	2/68
1,920,387	A *	8/1933	Harper	2/68
D125,155	S *	2/1941	Marks	D2/881
2,417,323	A *	3/1947	Richards et al.	2/68
D183,222	S *	7/1958	Mills	D2/867
D214,482	S *	6/1969	Zimmon	D2/867
3,512,181	A *	5/1970	Osborne	2/181.2
4,384,371	A *	5/1983	Sonne	2/204

D269,562	S *	7/1983	Glassman	D2/880
D350,847	S *	9/1994	Thomas	D2/882
D359,384	S *	6/1995	Dlugokeski	D2/880
5,539,929	A *	7/1996	Revson	2/195.1
D380,887	S *	7/1997	Durodola	D2/874
D414,593	S *	10/1999	Knapp	D2/882
D440,380	S *	4/2001	Orr et al.	D2/866
6,230,331	B1 *	5/2001	Aguilar et al.	2/209.11
D472,367	S *	4/2003	Maya	D2/880
D513,661	S *	1/2006	Handy	D2/881
D517,284	S *	3/2006	Black	D2/867
D547,030	S *	7/2007	Marquardt	D2/867
2006/0272073	A1 *	12/2006	Marquardt	2/171

OTHER PUBLICATIONS

Ladies Scrub Tie cap (on the left) as pictured on www.rhoderags.com, originally viewed on Aug. 14, 2008 (2 pages).*

* cited by examiner

Primary Examiner—Elizabeth A Albert

Assistant Examiner—Karen E Eldridge Powers

(74) *Attorney, Agent, or Firm*—Kyle Fletcher

(57) **CLAIM**

The ornamental design for tie back nurse cap with integrated side pouch, as shown and described.

DESCRIPTION

FIG. 1 is a front view of the tie back nurse cap with integrated side pouch.

FIG. 2 is a rear view of the claimed design.

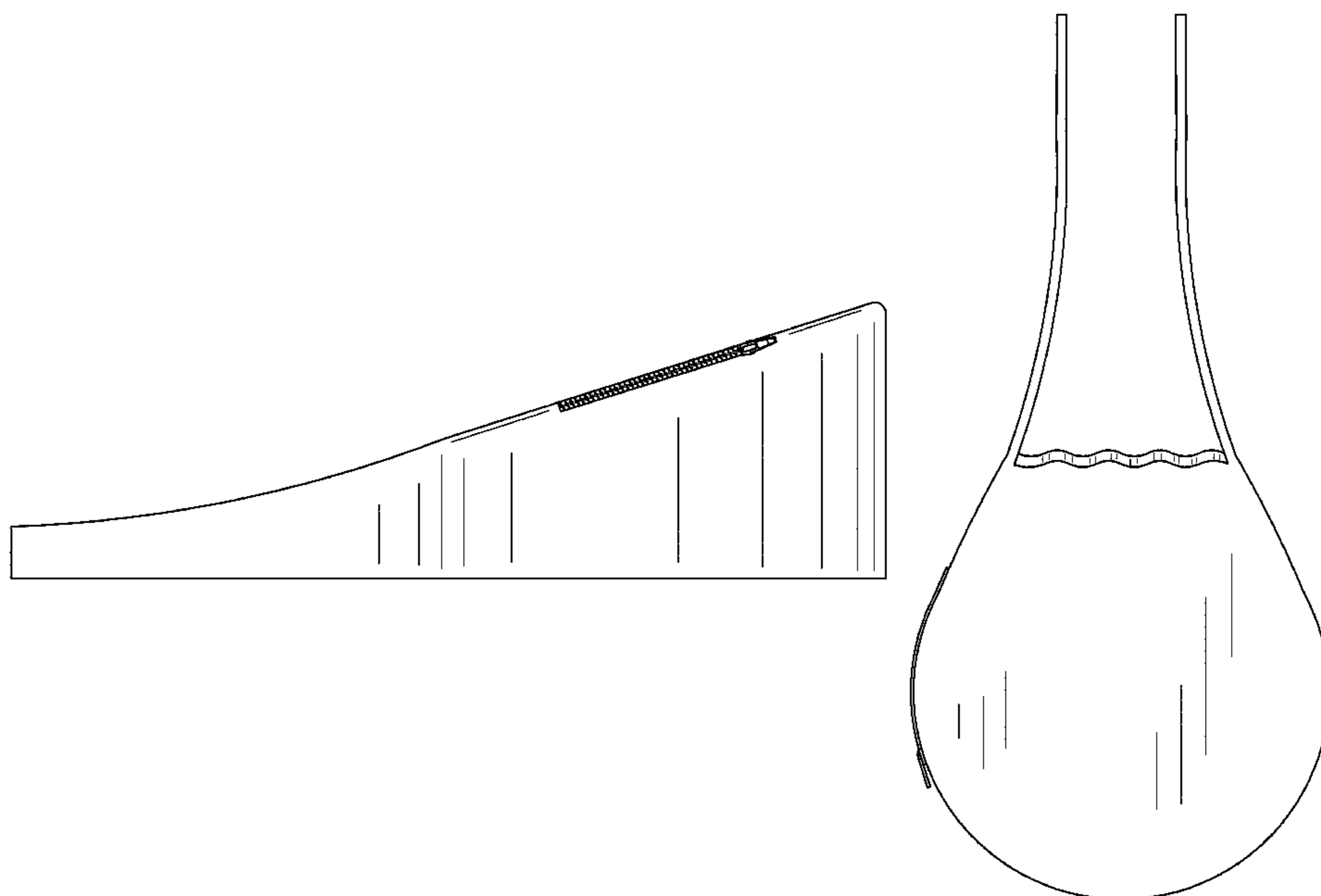
FIG. 3 is a right view of the claimed design.

FIG. 4 is a left view of the claimed design.

FIG. 5 is a top view of the claimed design; and,

FIG. 6 is a bottom view of the claimed design.

1 Claim, 4 Drawing Sheets



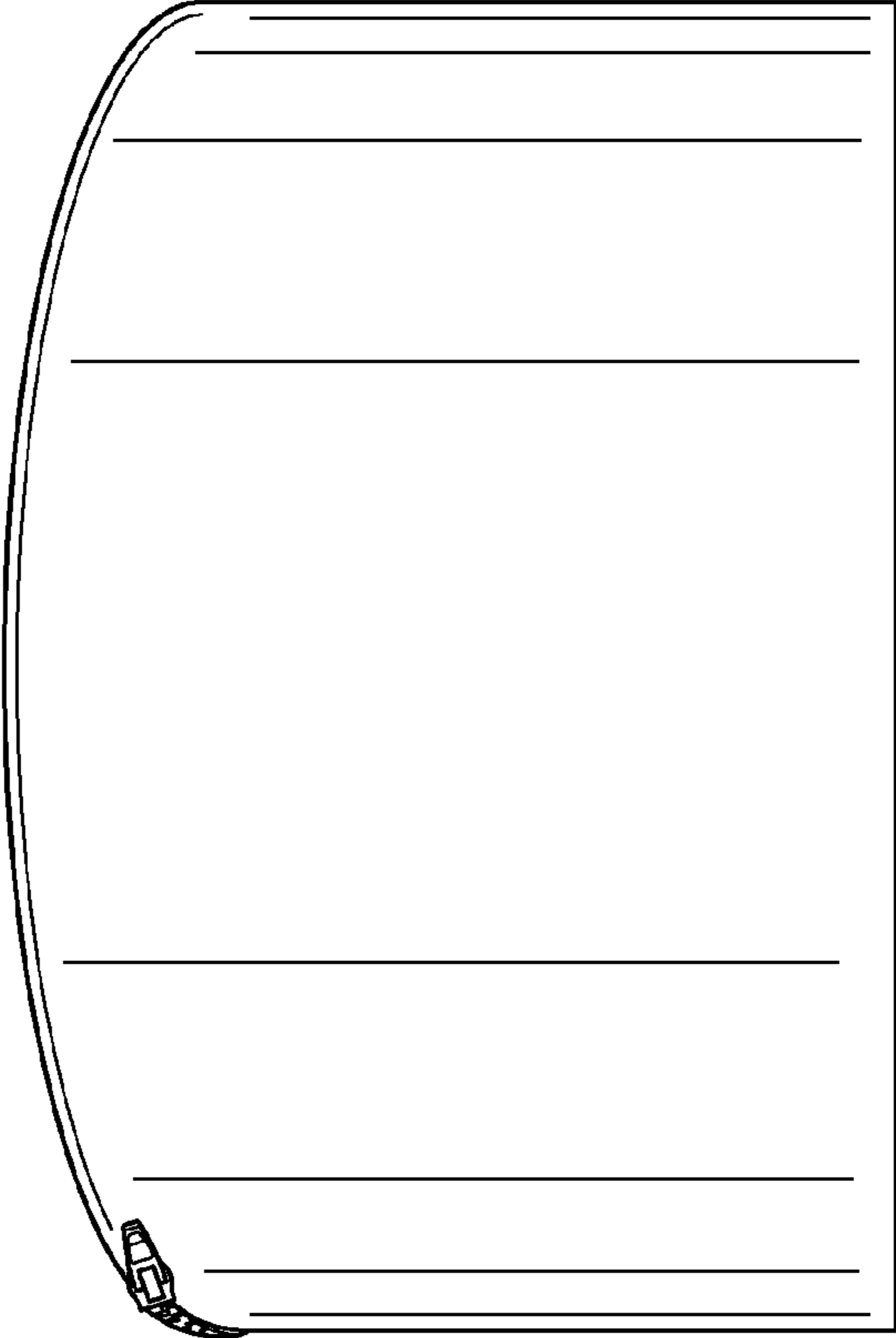


FIG. 1

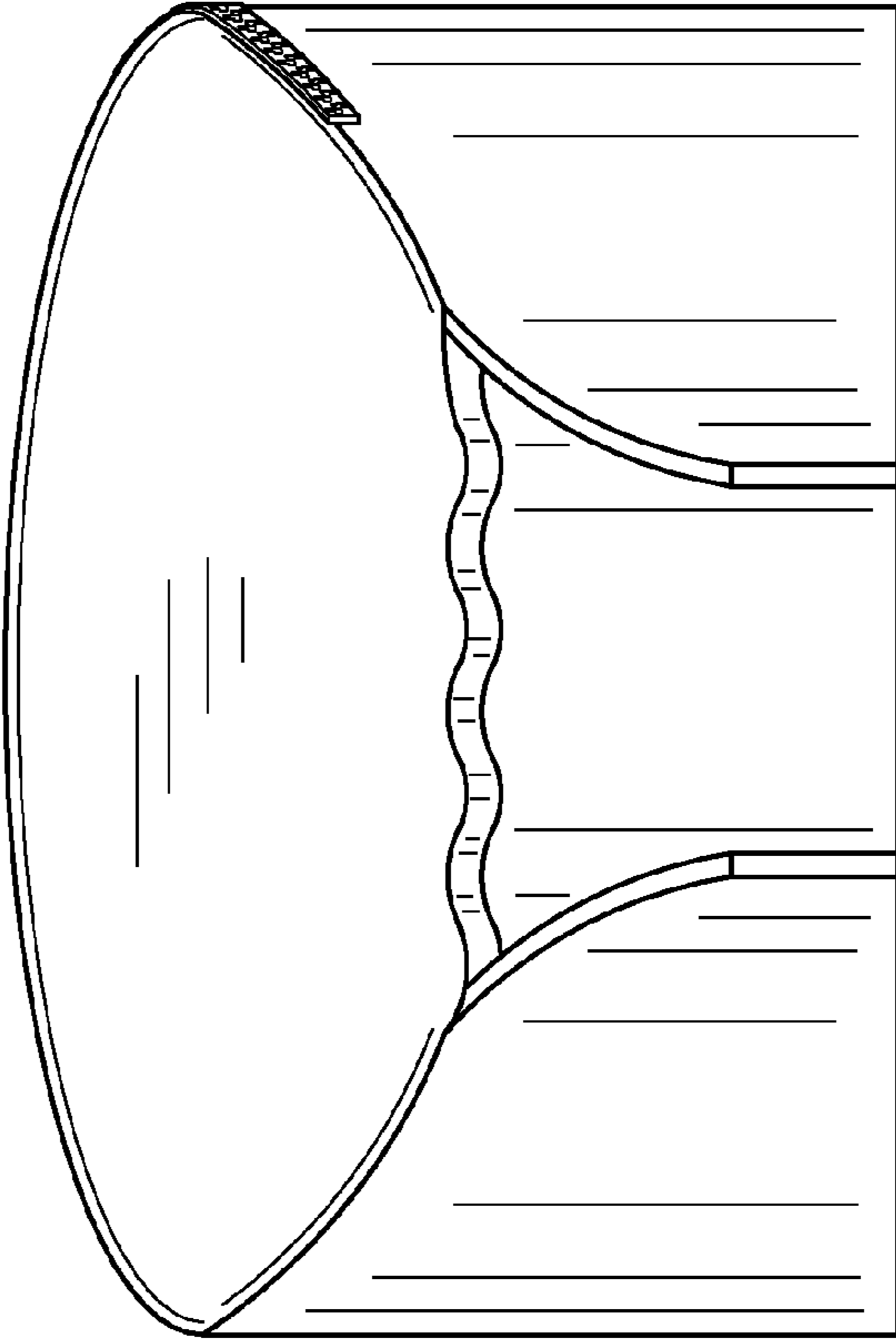


FIG. 2

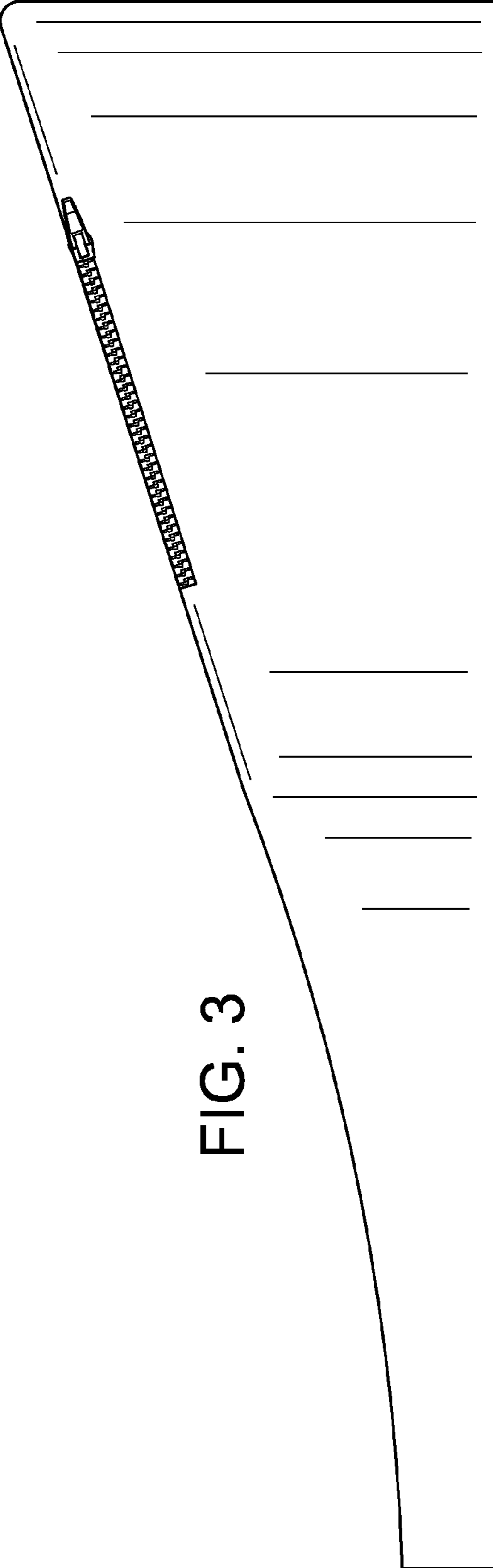


FIG. 3

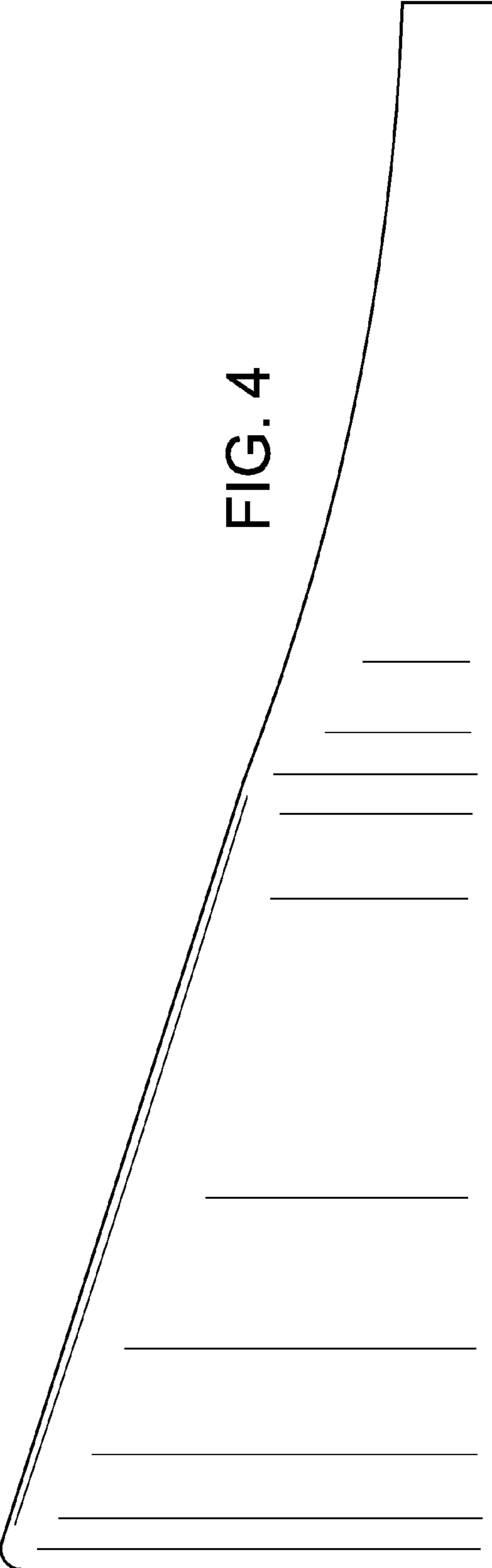


FIG. 4

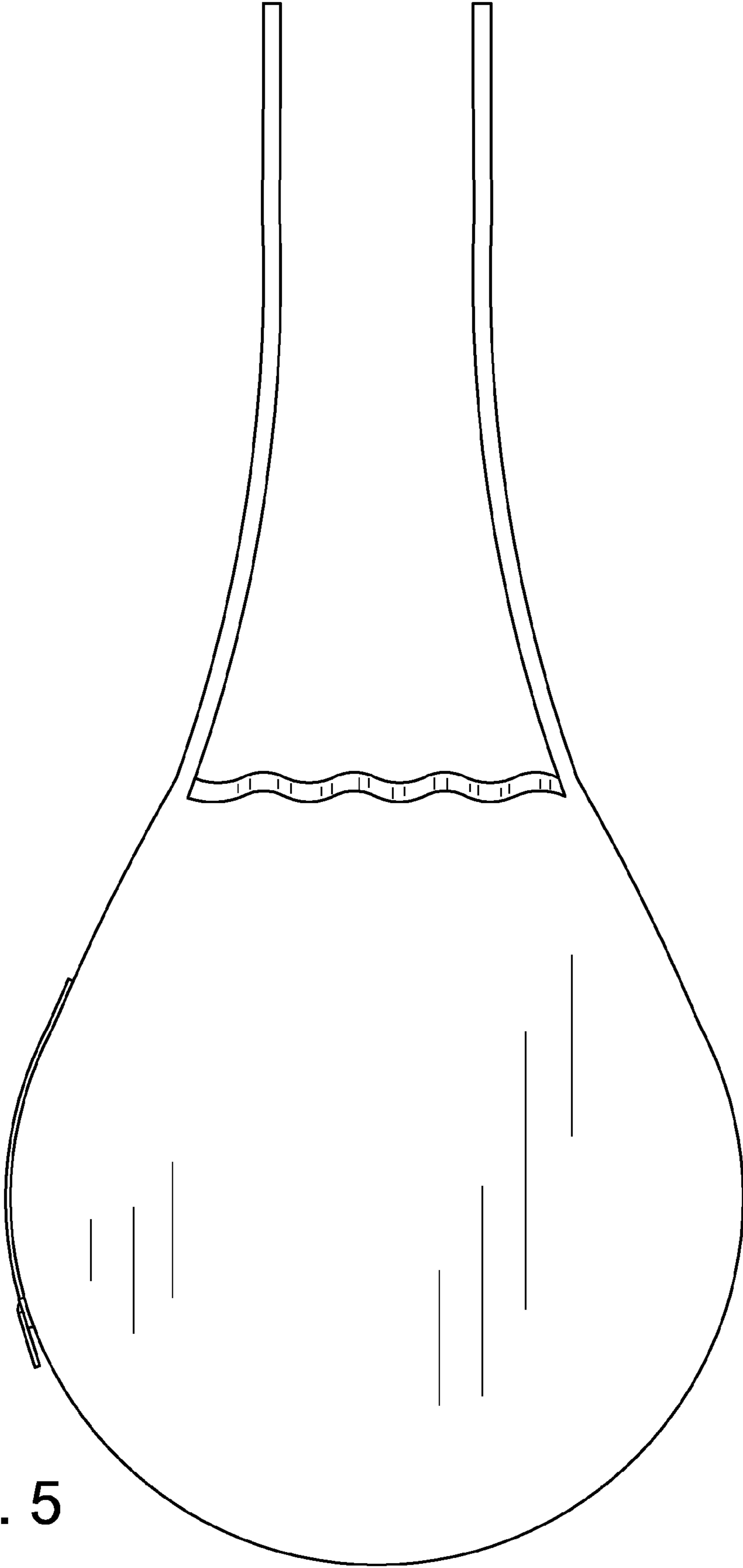


FIG. 5

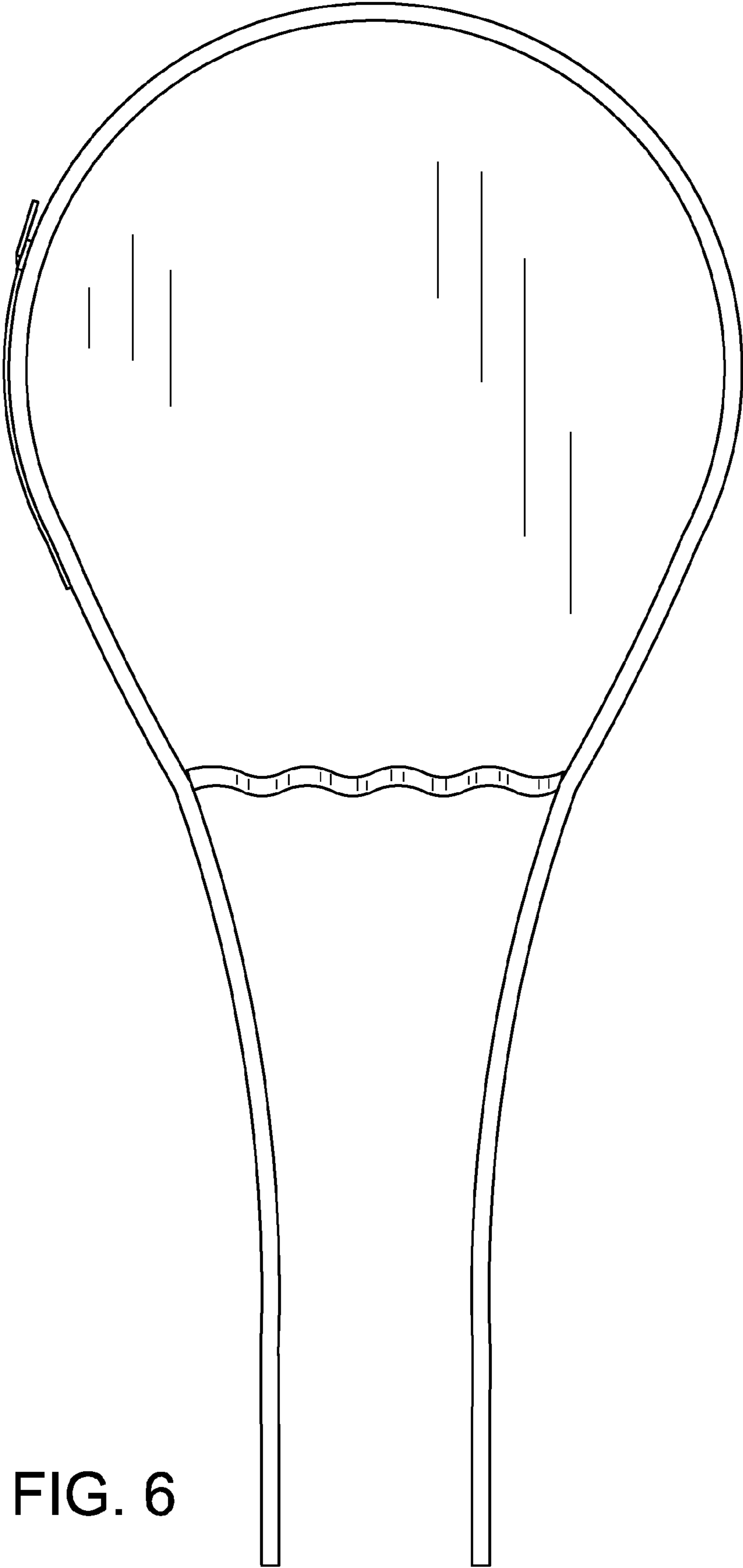


FIG. 6