



US00D624231S

(12) **United States Design Patent**
Karim

(10) **Patent No.:** **US D624,231 S**

(45) **Date of Patent:** **** Sep. 21, 2010**

(54) **LAMP**

(75) Inventor: **Rashid Karim**, New York, NY (US)

(73) Assignee: **Artemide S.p.A.**, Milan (IT)

(**) Term: **14 Years**

(21) Appl. No.: **29/337,995**

(22) Filed: **Jun. 3, 2009**

(30) **Foreign Application Priority Data**

Dec. 3, 2008 (EM) 001050033

(51) **LOC (9) Cl.** **26-03**

(52) **U.S. Cl.** **D26/93**

(58) **Field of Classification Search** D26/24,
D26/61-67, 93, 102, 104-105, 108-109;
362/509, 516, 523, 186, 217, 255, 257, 277,
362/317, 319, 351, 354, 355, 357, 358, 362,
362/382, 410, 413, 417, 806

See application file for complete search history.

(56) **References Cited**

U.S. PATENT DOCUMENTS

D512,171 S * 11/2005 Opolka D26/62
D522,158 S * 5/2006 Lovegrove D26/61
D566,317 S * 4/2008 Meda et al. D26/62
D590,976 S * 4/2009 Levine D26/62

D605,800 S * 12/2009 Hodgson D26/62
D608,925 S * 1/2010 Hodgson D26/62
D614,788 S * 4/2010 Bourotte D26/61

* cited by examiner

Primary Examiner—Brian N Vinson

(74) *Attorney, Agent, or Firm*—Ladas and Parry LLP

(57) **CLAIM**

I claim the ornamental design for a lamp, as shown and described.

DESCRIPTION

FIG. 1 is a front elevation view of a lamp showing my new design;

FIG. 2 is a right side elevational view thereof;

FIG. 3 is a left side elevational view thereof;

FIG. 4 is a rear elevational view thereof;

FIG. 5 is a top plan view thereof;

FIG. 6 is a bottom view thereof; and,

FIG. 7 is a top and left side perspective view thereof.

The broken-line disclosure shown in FIGS. 1 and 6 is understood to represent a portion of the article in which the claimed design is embodied, but which forms no part of the claimed design.

1 Claim, 7 Drawing Sheets

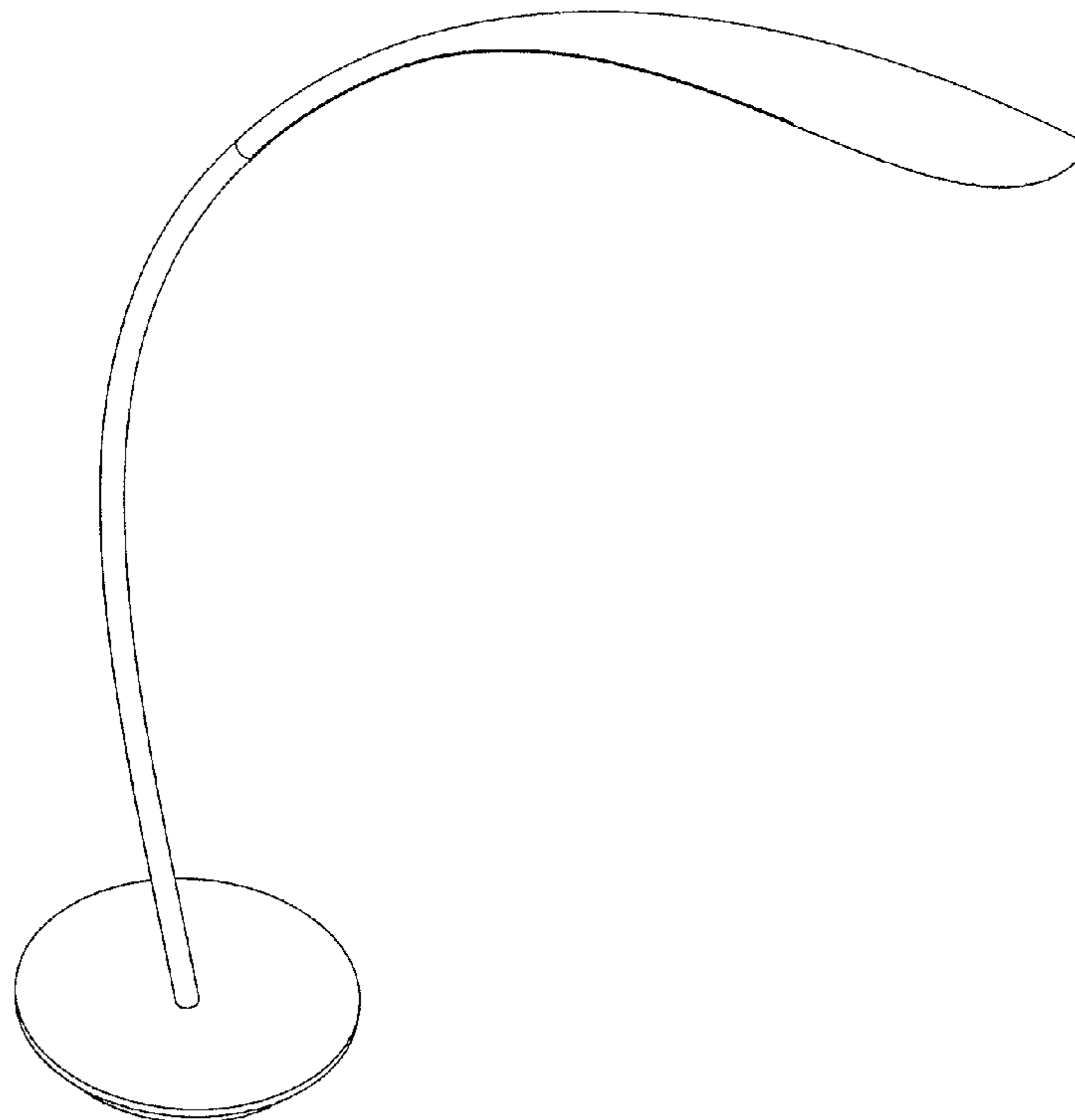


FIG. 1

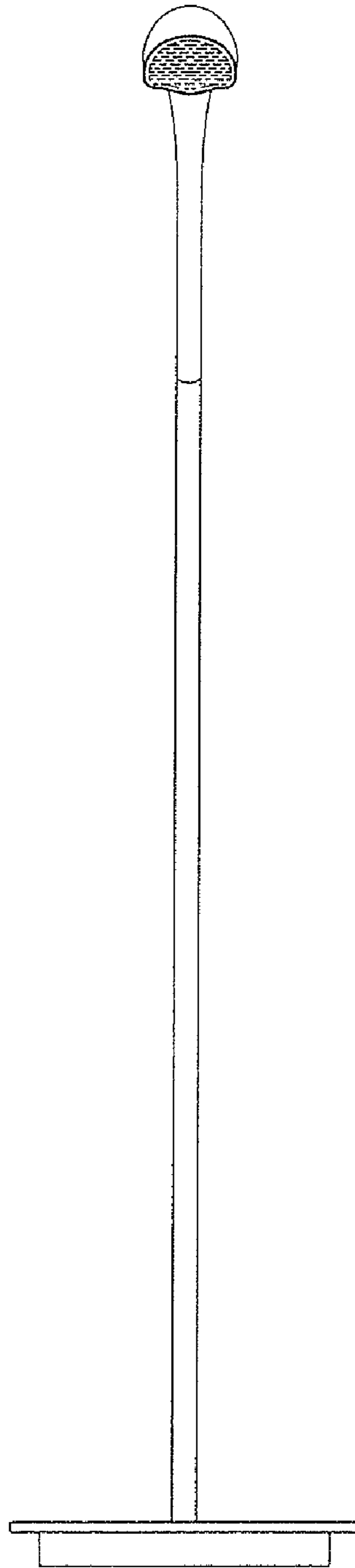


FIG. 2




FIG. 3




FIG. 4

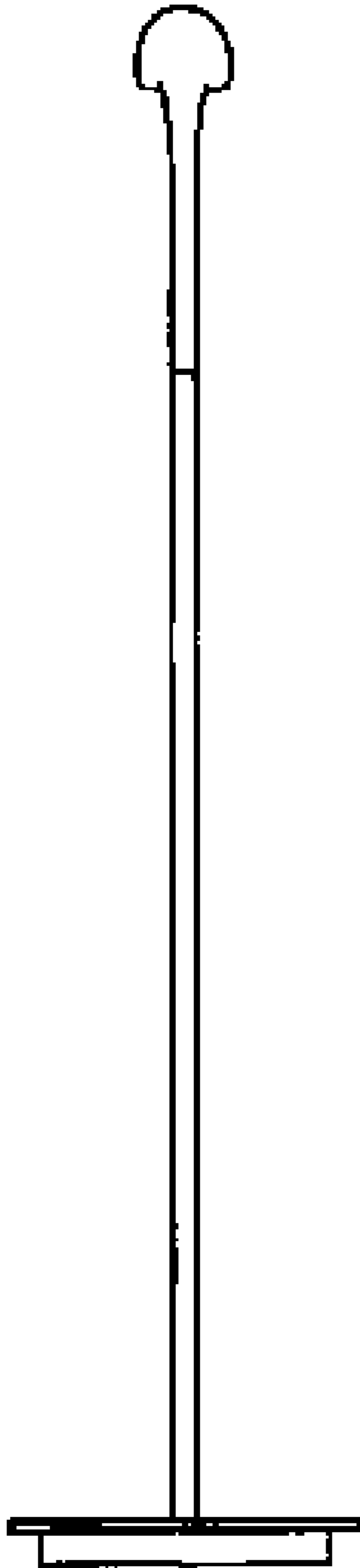


FIG. 5

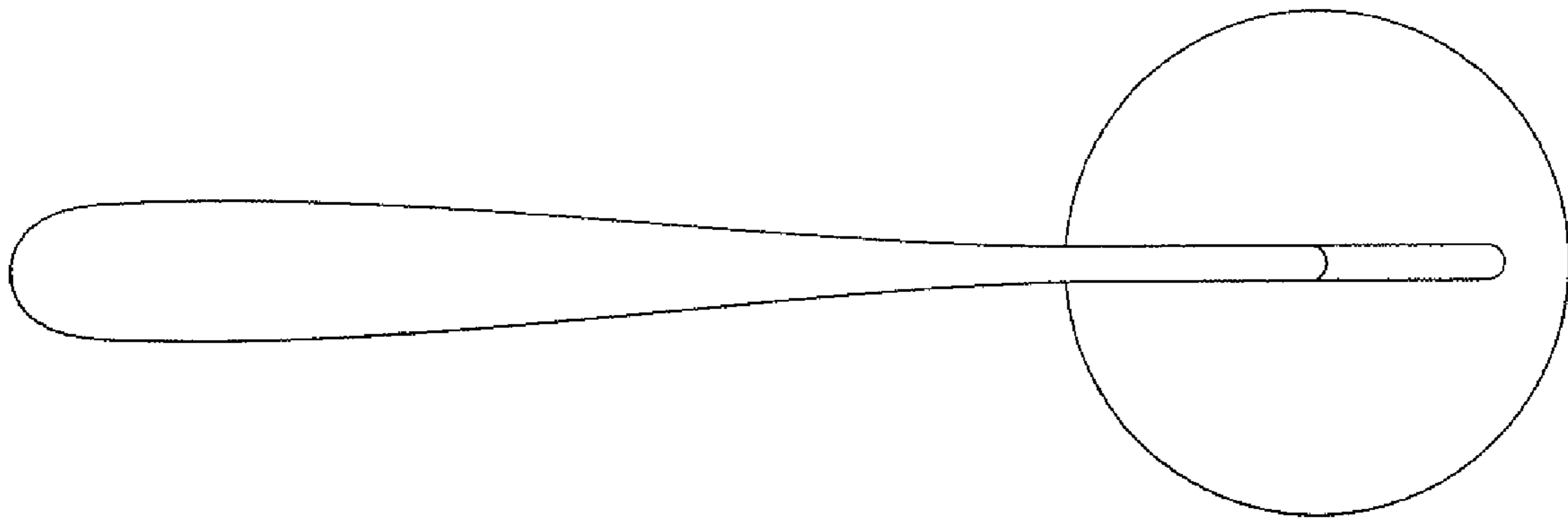


FIG. 6

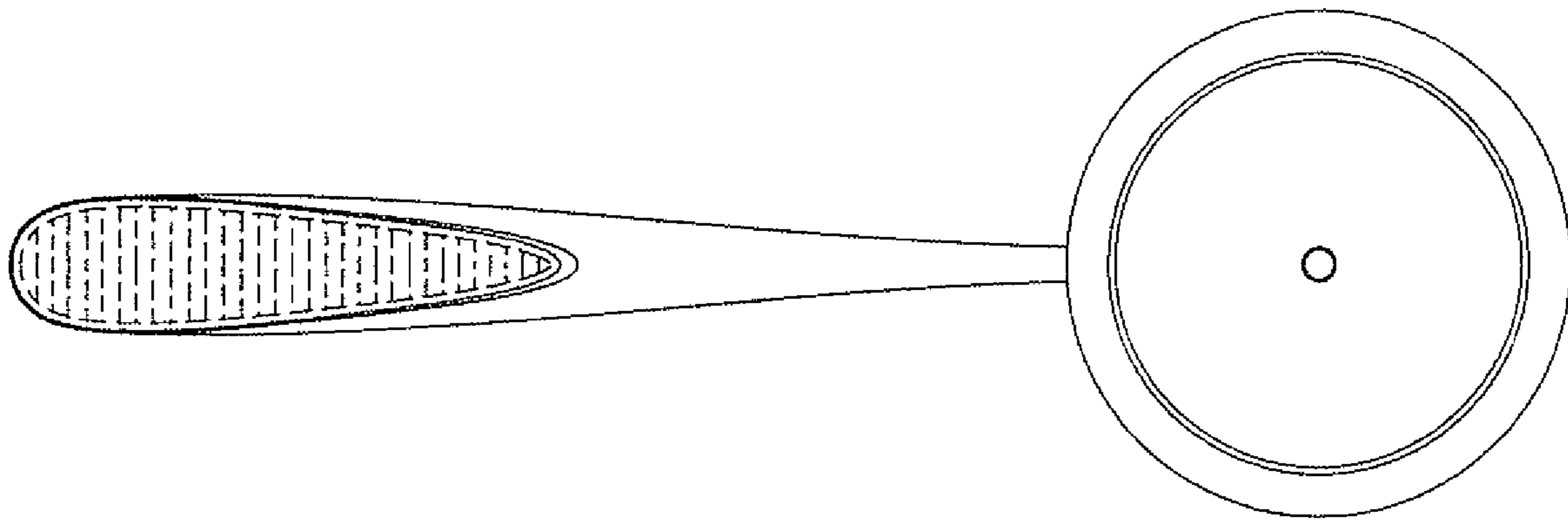


FIG. 7

