



US00D624213S

(12) **United States Design Patent**
Perotti

(10) **Patent No.:** **US D624,213 S**

(45) **Date of Patent:** **** Sep. 21, 2010**

(54) **SCALLOPED LANDSCAPE EDGING BLOCK**

(76) Inventor: **Joan M. Perotti**, 31 Heritage La.,
Hamburg, NJ (US) 07419

(**) Term: **14 Years**

(21) Appl. No.: **29/359,051**

(22) Filed: **Apr. 5, 2010**

Related U.S. Application Data

(62) Division of application No. 29/309,396, filed on Aug.
11, 2008, now Pat. No. Des. 613,430.

(51) **LOC (9) Cl.** **25-01**

(52) **U.S. Cl.** **D25/164**

(58) **Field of Classification Search** D25/164;
47/32.7, 32.4, 33; 52/102

See application file for complete search history.

(56) **References Cited**

U.S. PATENT DOCUMENTS

4,277,921	A	7/1981	Gianfranco	
4,969,289	A	11/1990	Trifiletti	
D315,026	S *	2/1991	Castonguay et al. D25/164
D322,859	S	12/1991	Wurth et al.	
5,134,817	A	8/1992	Richardt	
5,157,867	A	10/1992	Fritch	
5,414,956	A	5/1995	Kheradpir	
D361,853	S	8/1995	Northrop	
5,437,127	A	8/1995	Ha	
5,445,362	A *	8/1995	Reppert 47/33
5,452,541	A	9/1995	DeMaio	

D363,801	S *	10/1995	Nauseda	D25/164
5,568,994	A	10/1996	Dawson		
D378,857	S	4/1997	Hale		
5,720,128	A	2/1998	Smith et al.		
D407,507	S	3/1999	Owens, II et al.		
D439,677	S	3/2001	Mattox		
6,591,547	B1 *	7/2003	Staten et al.	47/33
6,594,959	B2	7/2003	Whitson		
2002/0078636	A1	6/2002	Whitson		
2002/0083657	A1	7/2002	Mattox et al.		
2002/0112399	A1 *	8/2002	Riccobene	47/33

* cited by examiner

Primary Examiner—Doris Clark

(74) *Attorney, Agent, or Firm*—Buchanan Ingersoll &
Rooney PC

(57) **CLAIM**

The ornamental design for a scalloped landscape edging block, as shown and described.

DESCRIPTION

FIG. 1 is a front perspective view of a landscape edging block according to my new design.

FIG. 2 is front elevational view thereof.

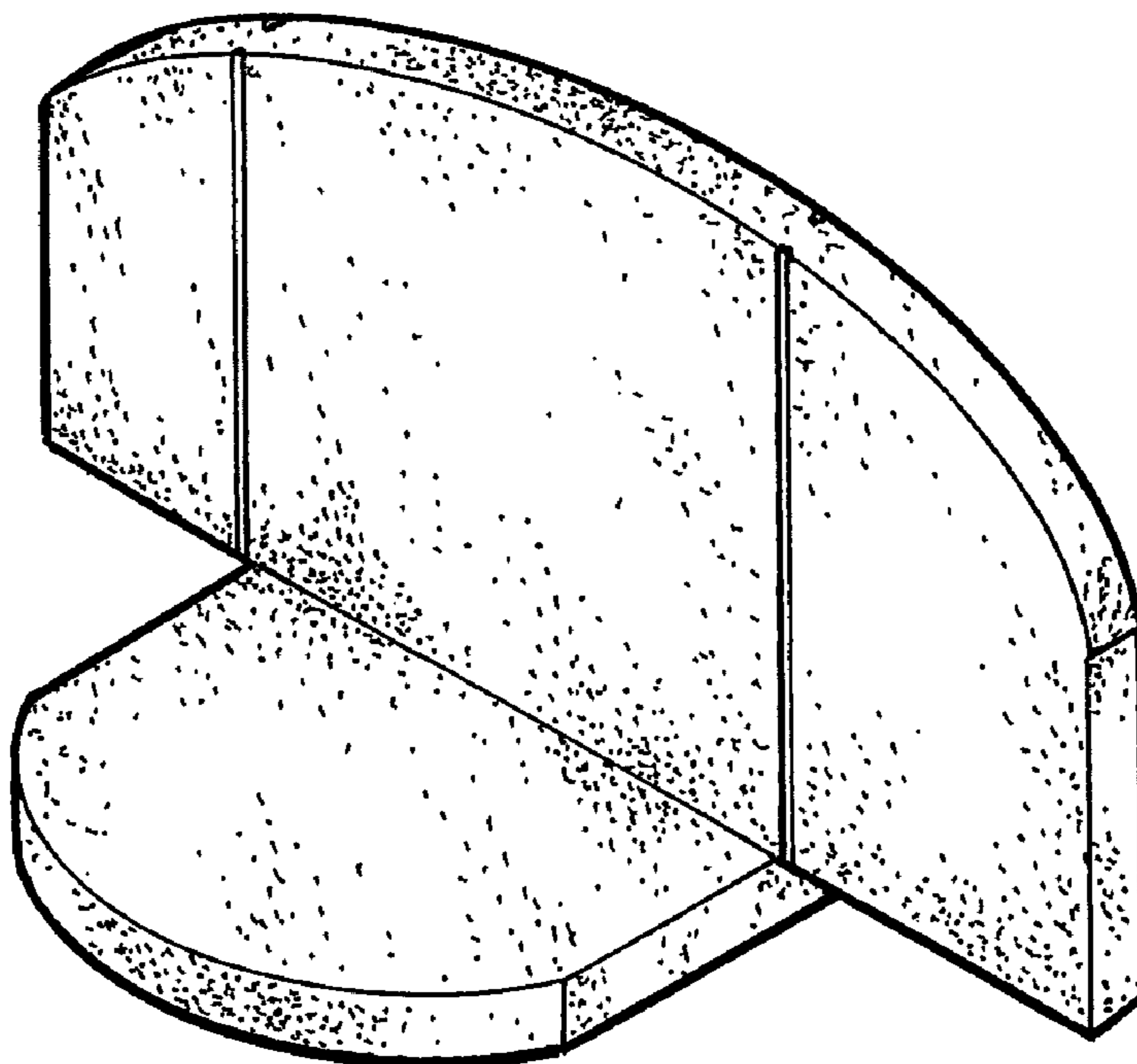
FIG. 3 is a rear view thereof.

FIG. 4 is a right side elevational view thereof, the left side being a mirror image.

FIG. 5 is a top plan view thereof; and,

FIG. 6 is a bottom plan view thereof.

1 Claim, 3 Drawing Sheets



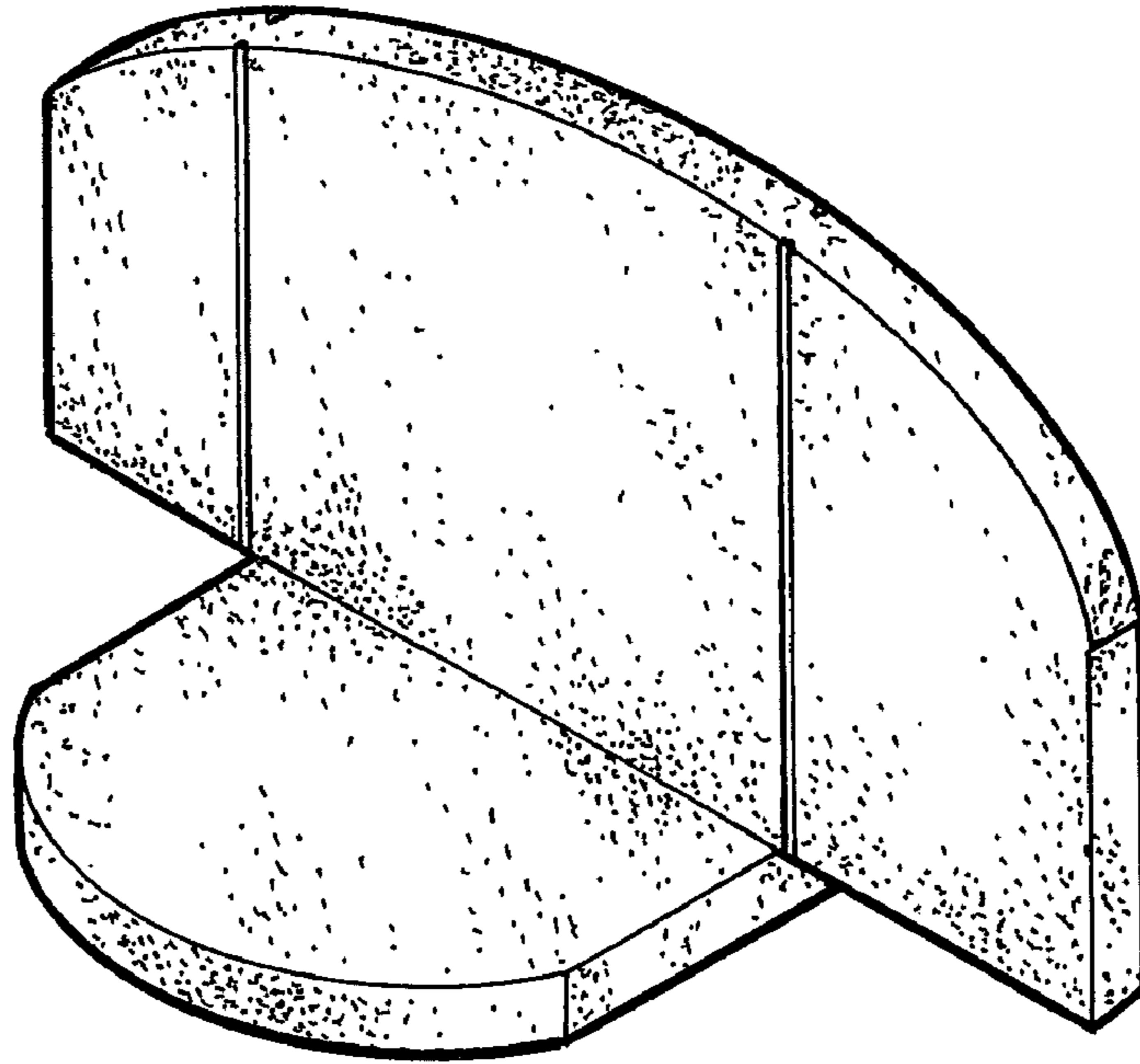


FIG. 1

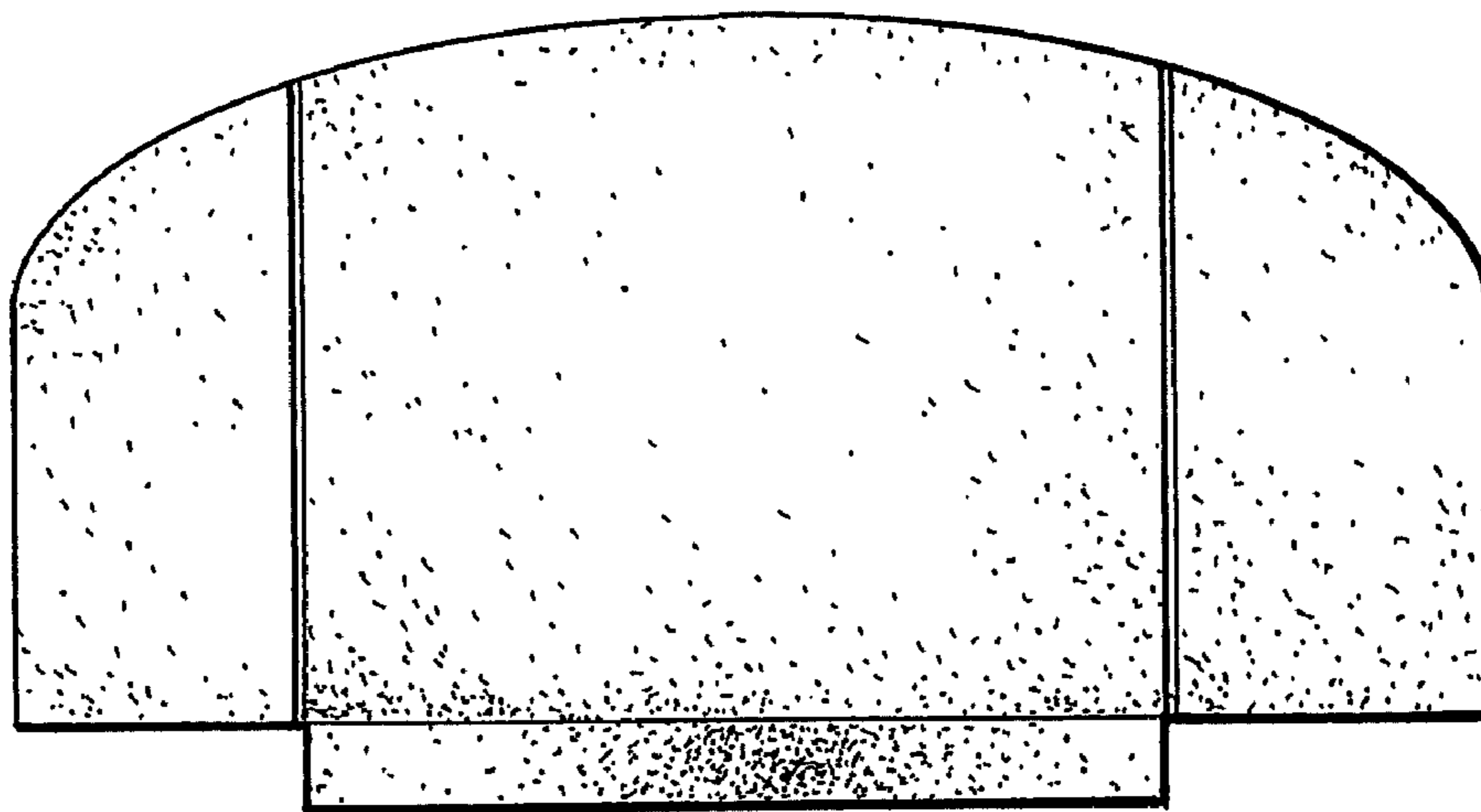


FIG. 2

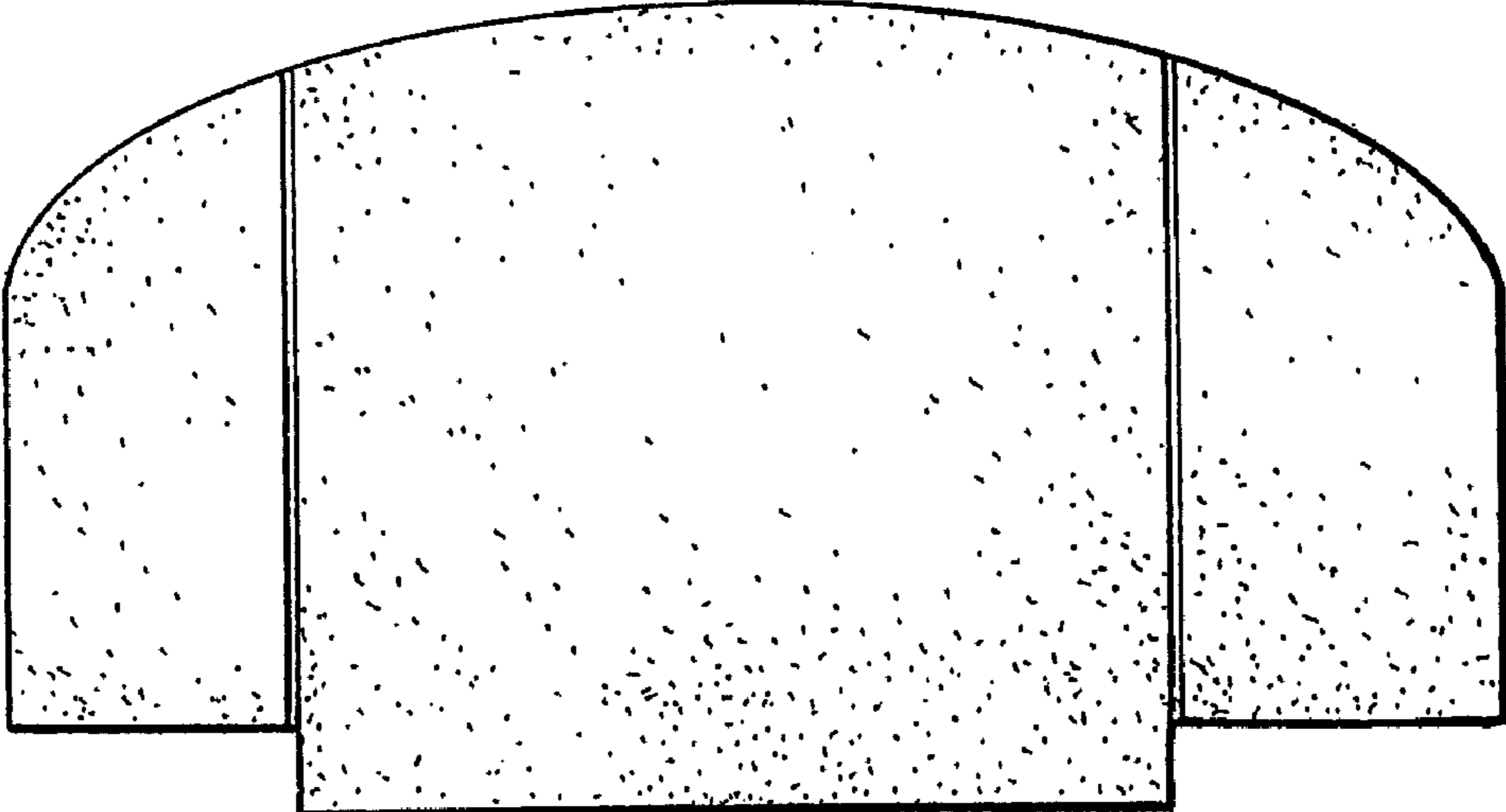


FIG. 3




FIG. 4

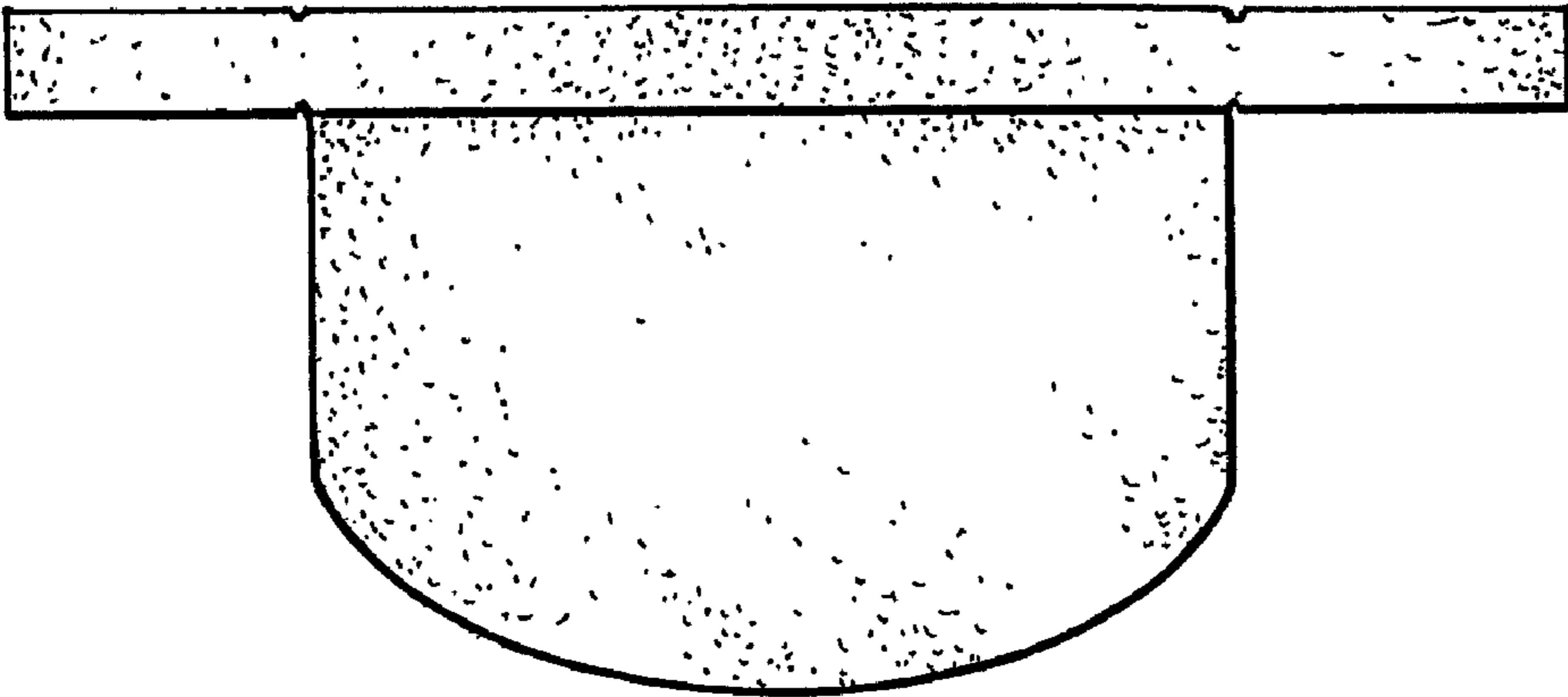


FIG. 5

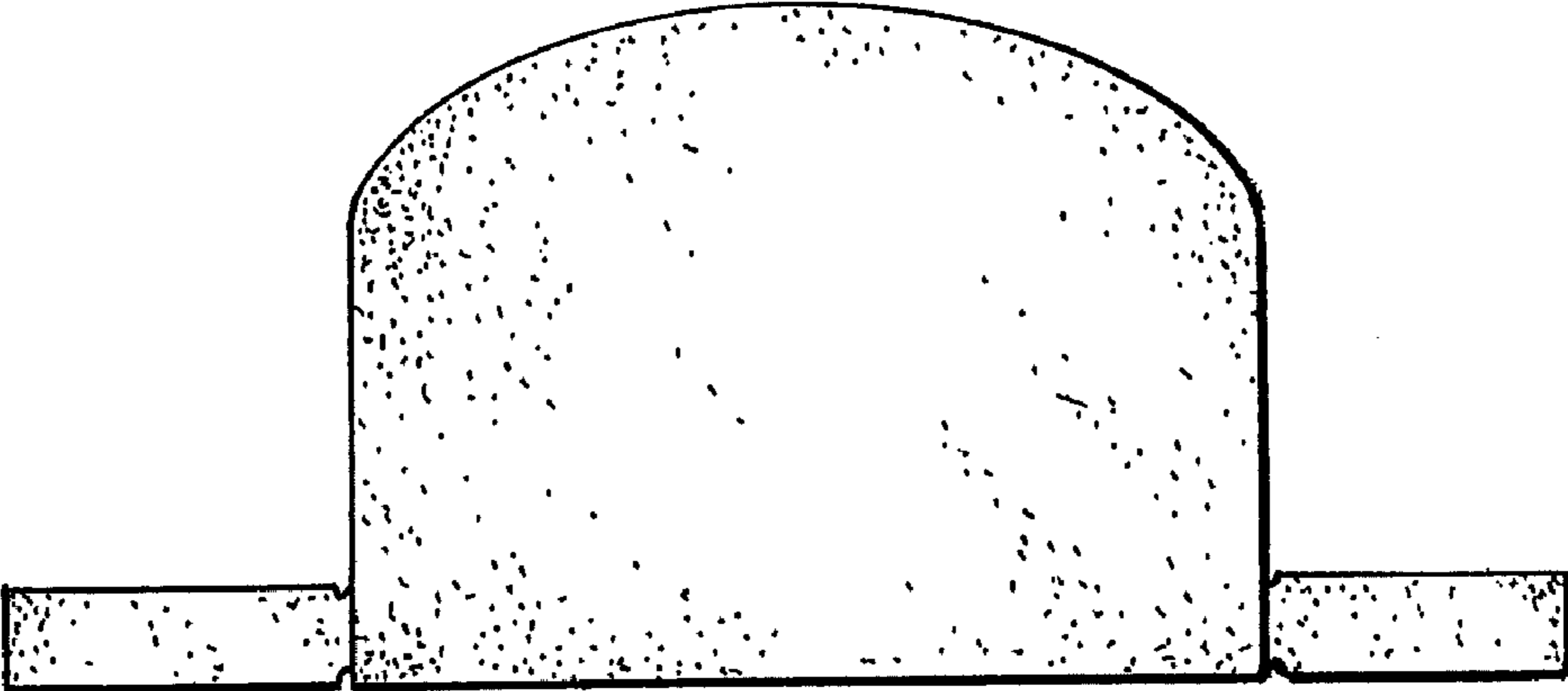


FIG. 6