



US00D624198S

(12) **United States Design Patent**  
**Szkola**

(10) **Patent No.:** **US D624,198 S**

(45) **Date of Patent:** **\*\* Sep. 21, 2010**

(54) **SUPPORT POST**

(75) Inventor: **Raymond Szkola**, Harvey, IL (US)

(73) Assignee: **Allied Tube & Conduit Corporation**,  
Harvey, IL (US)

(\*\*) Term: **14 Years**

(21) Appl. No.: **29/298,903**

(22) Filed: **Dec. 14, 2007**

(51) **LOC (9) Cl.** ..... **25-02**

(52) **U.S. Cl.** ..... **D25/42**

(58) **Field of Classification Search** ..... D25/42,  
D25/43, 44, 45; 256/19, 22, 34  
See application file for complete search history.

(56) **References Cited**

**U.S. PATENT DOCUMENTS**

43,644	A	7/1864	Miller	
1,668,651	A *	5/1928	McKinnon	256/22
2,218,953	A *	10/1940	Gustafson	256/22
2,520,314	A *	8/1950	Harris	256/22
2,773,674	A	12/1956	Fischer et al.	
2,919,112	A	12/1959	Cofield	
2,919,113	A	12/1959	Cofield	
3,397,866	A	8/1968	Hockett	
4,625,948	A	12/1986	Lustvee	

D423,684 S 4/2000 Olivera et al.  
D507,352 S 7/2005 Vanderbrugghen  
D543,284 S 5/2007 Morales

\* cited by examiner

*Primary Examiner*—Doris Clark

(57) **CLAIM**

I claim the ornamental design of a support post, as shown and described.

**DESCRIPTION**

FIG. 1. is a perspective view of a support post of the present invention;

FIG. 2. is a front view thereof;

FIG. 3. is a rear view thereof;

FIG. 4. is a side view thereof;

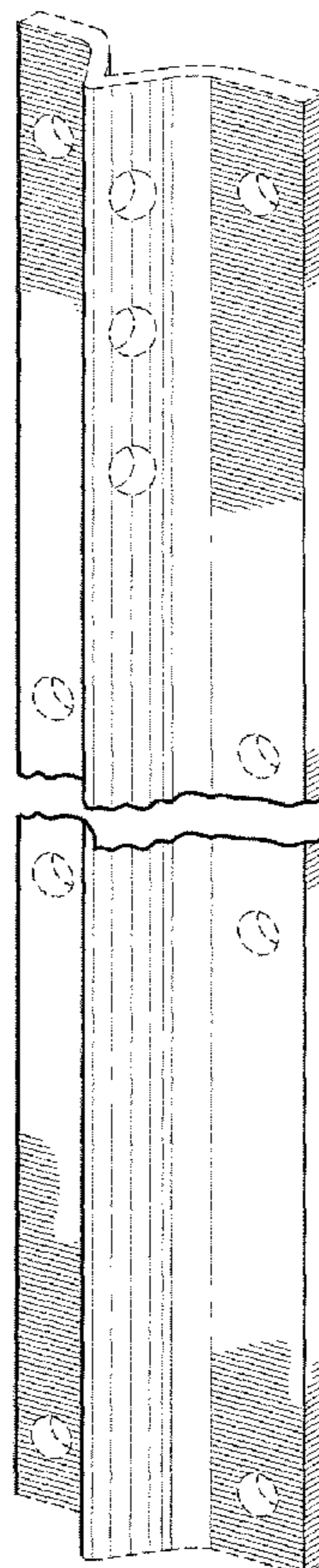
FIG. 5. is the opposite side view of FIG. 4;

FIG. 6. is a top view thereof; and,

FIG. 7. is a bottom view thereof.

The broken lines shown in the drawings are for illustrative purposes only and form no part of the claimed design. The discontinuous broken central area shown in FIGS. 1-5 and 8-9 is intended to show indeterminate length of the claimed design.

**1 Claim, 3 Drawing Sheets**



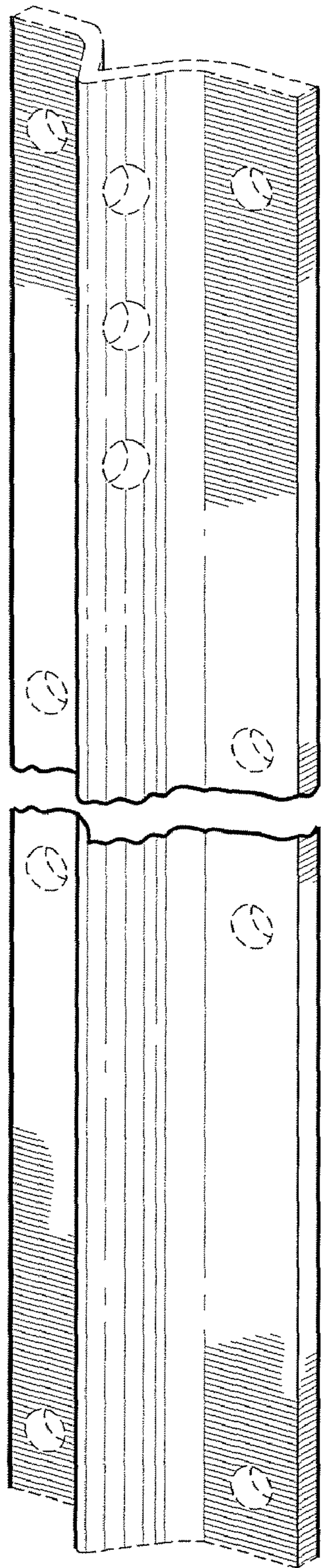


FIG. 1

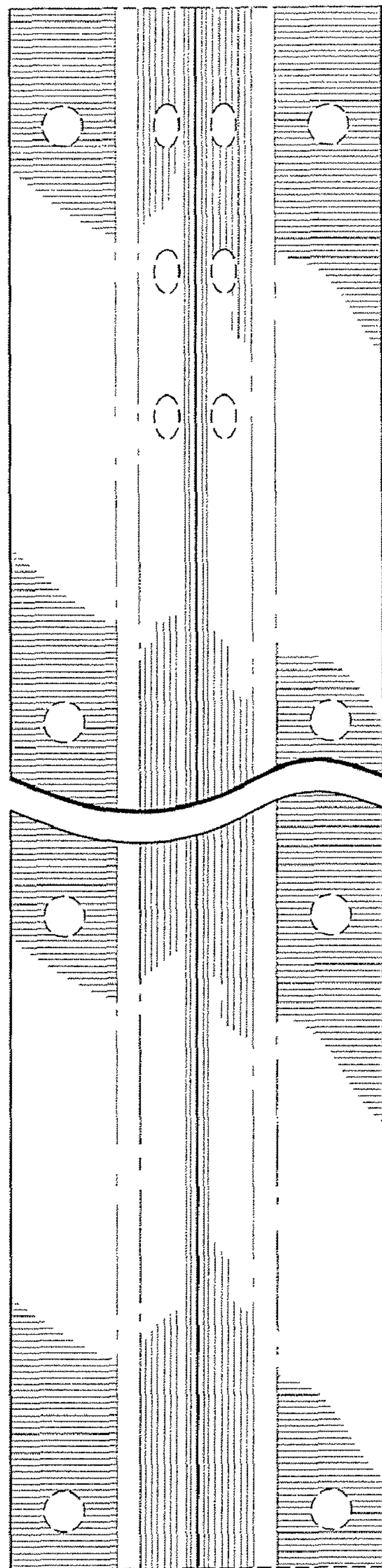


FIG. 2



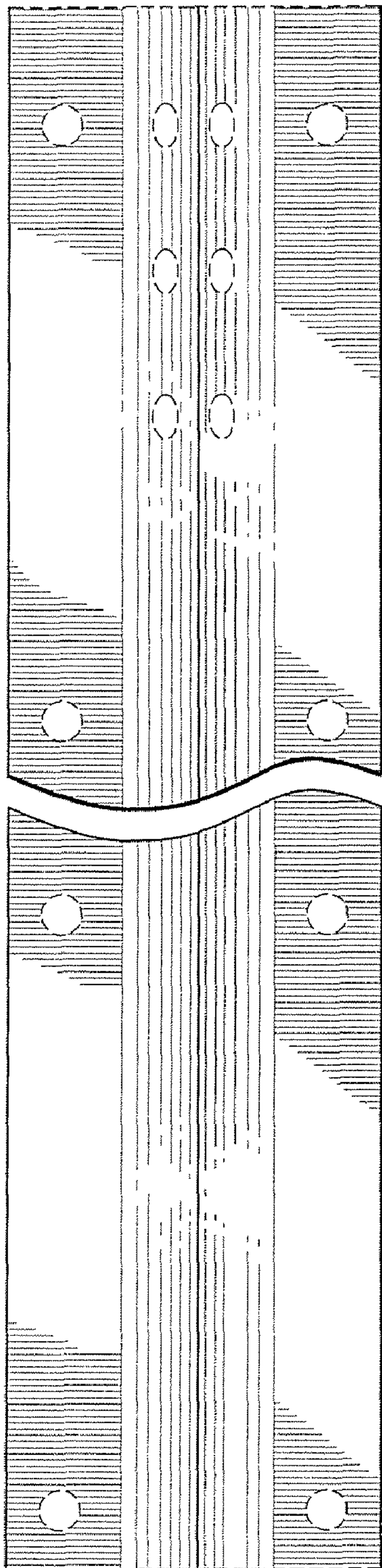


FIG. 3



FIG. 4



FIG. 5



FIG. 6



FIG. 7