



US00D624176S

(12) **United States Design Patent**
Smart et al.

(10) **Patent No.:** **US D624,176 S**
(45) **Date of Patent:** **** Sep. 21, 2010**

(54) **FULL FACE MASK**
(75) Inventors: **Gregory Scott Smart**, Randwick (AU);
David John Worboys, Belrose (AU);
Anthony Michael Ging, Heathcote
Valley (NZ)

6,584,977 B1 7/2003 Serowski
D486,907 S 2/2004 Guney et al.
6,691,707 B1 2/2004 Gunaratnam
D495,797 S 9/2004 Guney et al.
D498,530 S 11/2004 Smart
6,851,425 B2 2/2005 Jaffre
D506,827 S 6/2005 Jones et al.
D515,204 S 2/2006 Guney et al.
D519,206 S * 4/2006 Jones et al. D24/110.1
D535,023 S 1/2007 Smart et al.
D537,523 S 2/2007 Dantanarayana et al.
D557,411 S 12/2007 Smart et al.
2003/0196657 A1 10/2003 Ging

(73) Assignee: **ResMed Limited**, Bella Vista (AU)

(**) Term: **14 Years**

(21) Appl. No.: **29/292,783**

(22) Filed: **Oct. 29, 2007**

Related U.S. Application Data

(60) Continuation of application No. 29/267,092, filed on
Oct. 5, 2006, now Pat. No. Des. 557,411, which is a
division of application No. 29/216,698, filed on Nov.
8, 2004, now Pat. No. Des. 535,023.

(51) **LOC (9) Cl.** **29-02**

(52) **U.S. Cl.** **D24/110.1**

(58) **Field of Classification Search** D24/110.1,
D24/110.4, 110.5, 164; 128/205.25, 207.11,
128/207.13, 206.26, 206.27
See application file for complete search history.

(56) **References Cited**

U.S. PATENT DOCUMENTS

D428,139 S 7/2000 Smart
D428,988 S 8/2000 Smart
D443,355 S 6/2001 Gunaratnam et al.
6,374,826 B1 4/2002 Gunaratnam et al.
D459,800 S 7/2002 Smart
D464,728 S 10/2002 Paul
6,467,483 B1 10/2002 Kopacko
6,513,526 B2 2/2003 Kwok
D476,732 S 7/2003 Smart

OTHER PUBLICATIONS

Edwards et al., U.S. Appl. No. 29/257,532, filed Apr. 6, 2006.
Dantanarayana et al., U.S. Appl. No. 29/269,688, filed Dec. 7, 2006.
Smart et al., Parent U.S. Appl. No. 29/267,092, filed Oct. 5, 2006.

* cited by examiner

Primary Examiner—Ian Simmons

Assistant Examiner—Christopher Lee

(74) *Attorney, Agent, or Firm*—Nixon & Vanderhye P.C.

(57) **CLAIM**

The ornamental design for a full face mask, as shown and
described.

DESCRIPTION

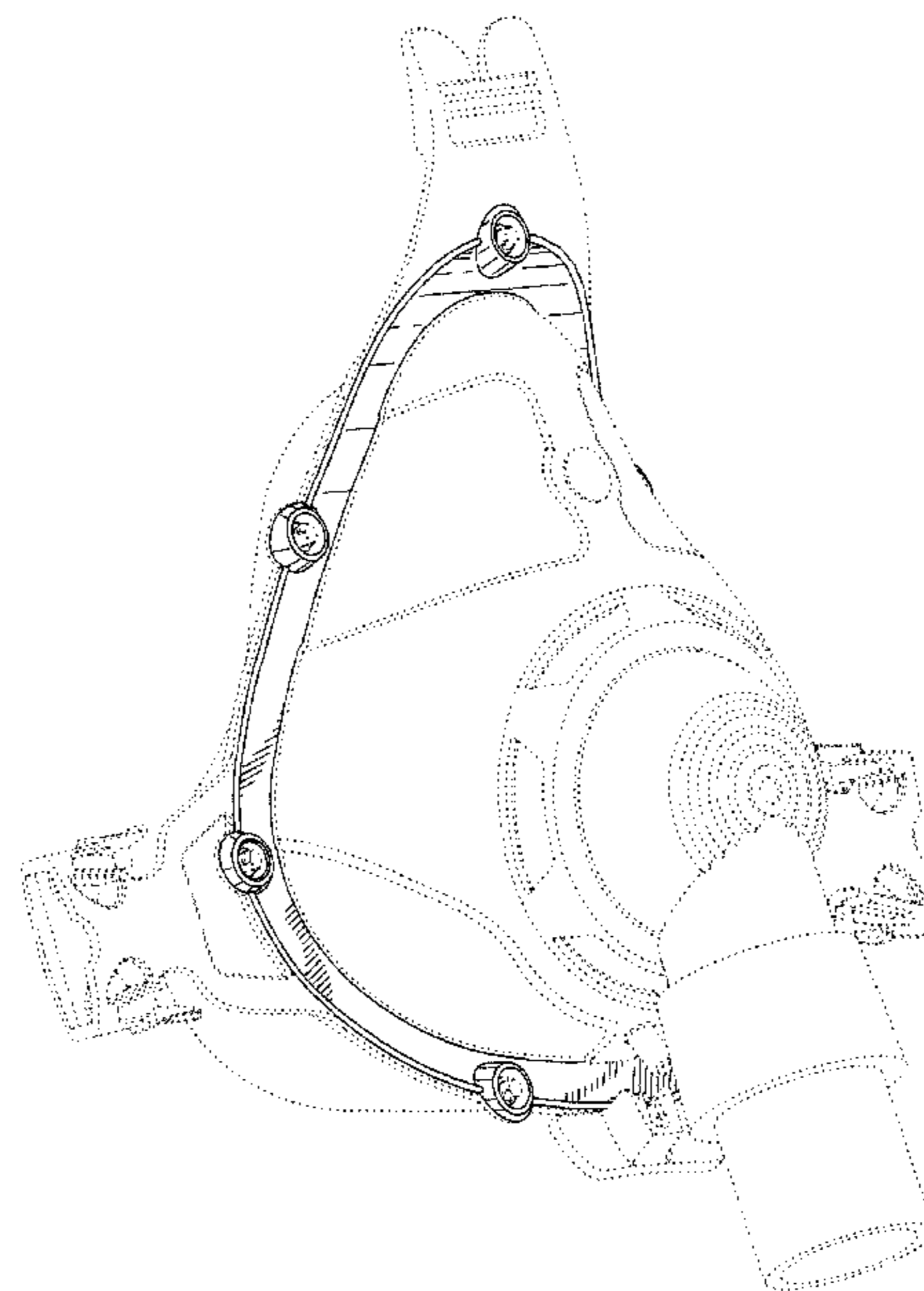
FIG. 1 is a perspective view of a mask according to our
design;

FIG. 2 is a front view thereof; and,

FIG. 3 is a left side view thereof.

The broken lines show environmental structure and are for
illustrative purposes only and form no part of the claimed
design.

1 Claim, 3 Drawing Sheets



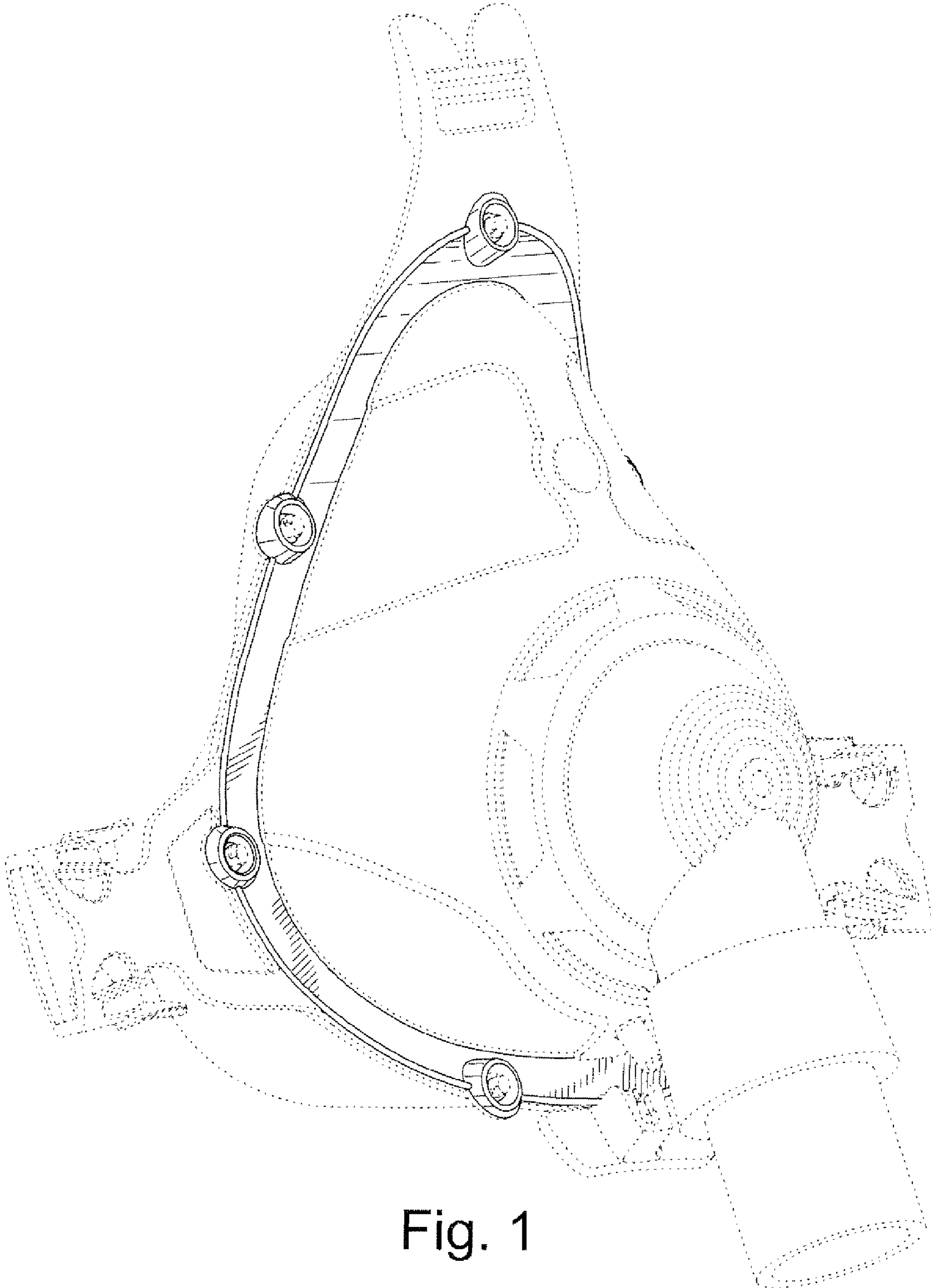


Fig. 1

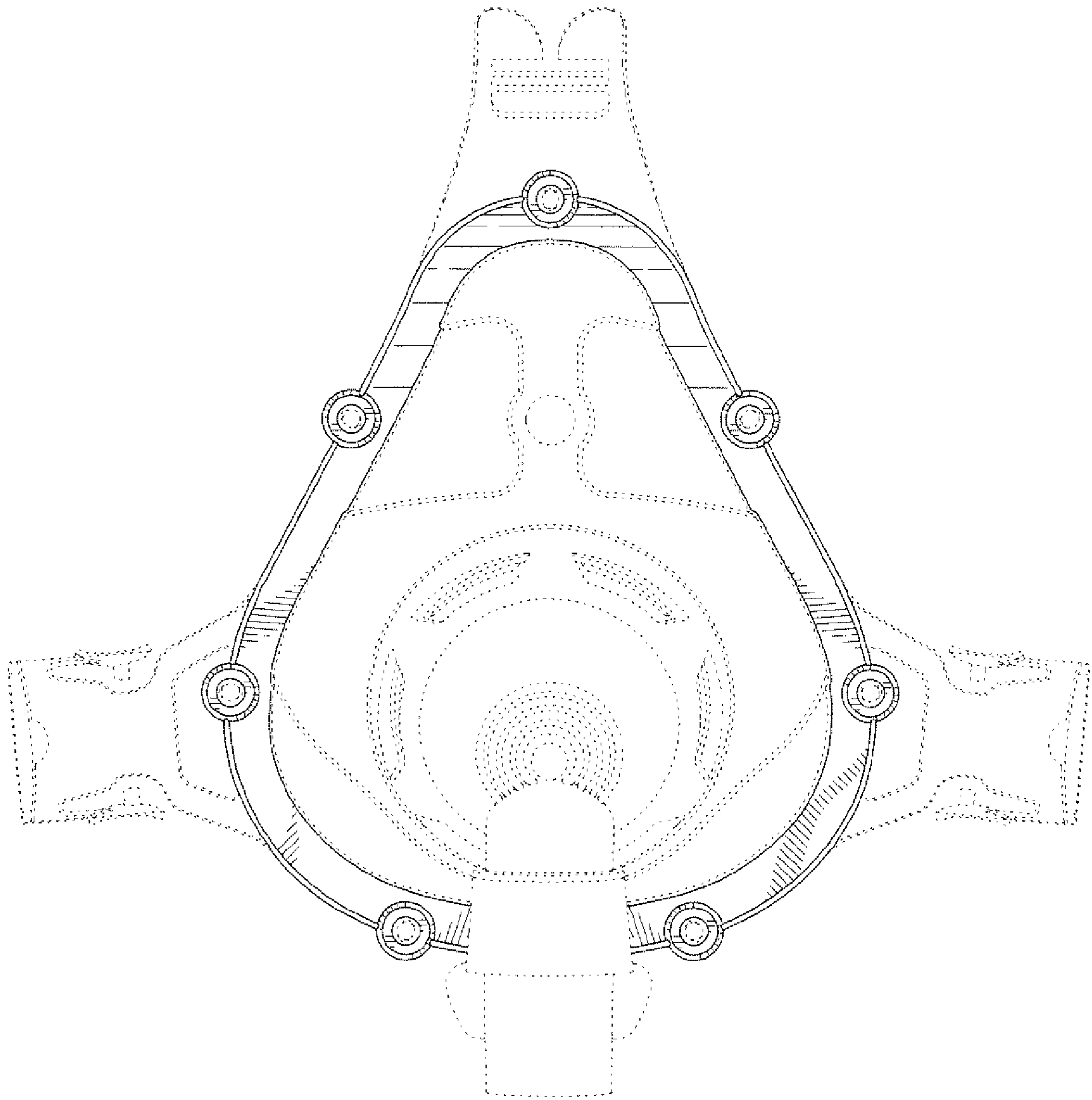


Fig. 2

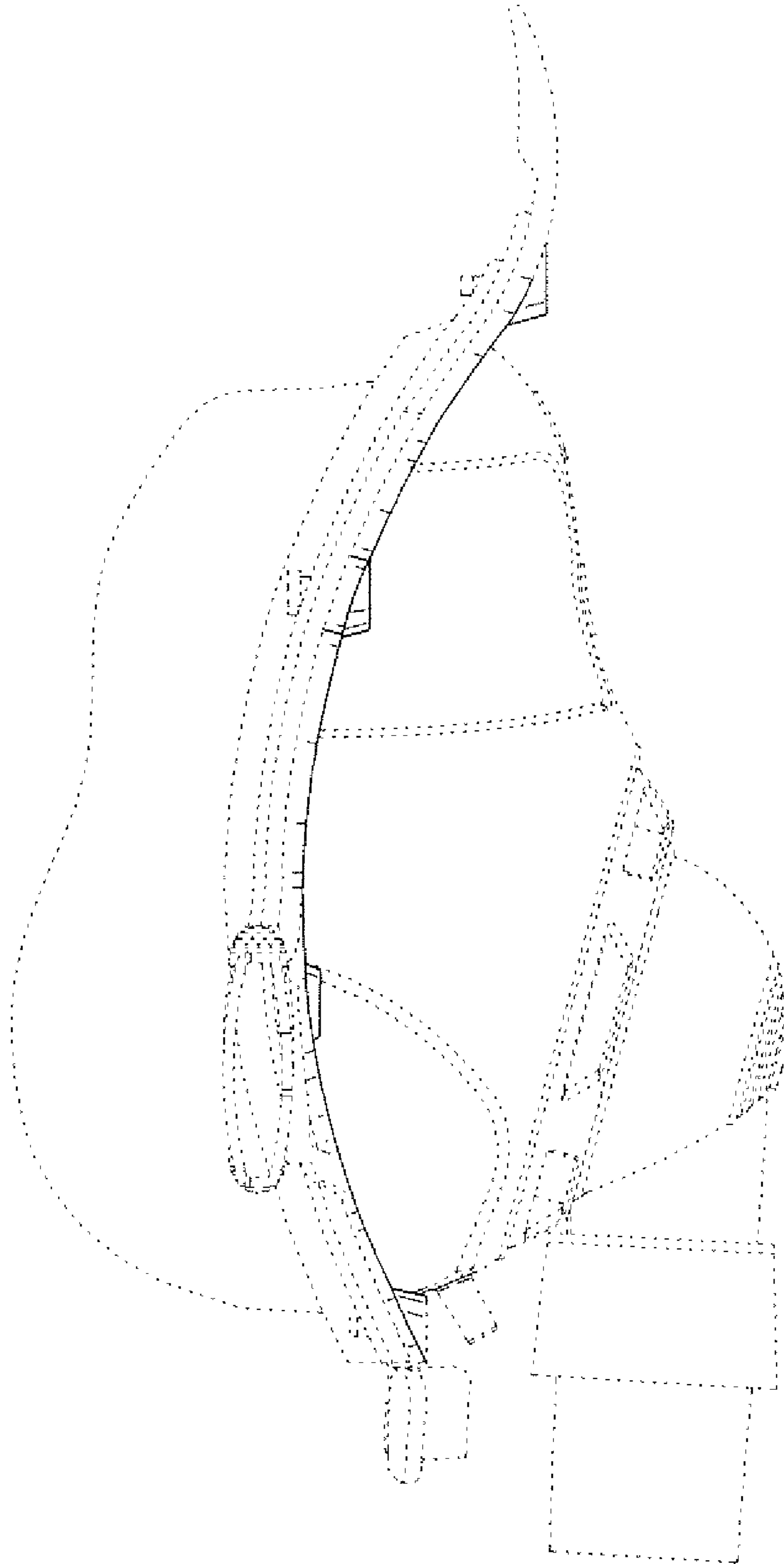


Fig. 3