



US00D624170S

(12) **United States Design Patent**
Myojin et al.

(10) **Patent No.:** **US D624,170 S**

(45) **Date of Patent:** **** Sep. 21, 2010**

(54) **CASING OF CHEMICAL DIFFUSER**

(75) Inventors: **Hiroyasu Myojin**, Tokyo (JP); **Aya Mikami**, Tokyo (JP); **Ryusuke Baba**, Tokyo (JP)

(73) Assignee: **S.T. Corporation**, Tokyo (JP)

(**) Term: **14 Years**

(21) Appl. No.: **29/347,319**

(22) Filed: **Dec. 3, 2009**

(30) **Foreign Application Priority Data**

Jun. 4, 2009 (JP) 2009-012660

(51) **LOC (9) Cl.** **28-99**

(52) **U.S. Cl.** **D23/366**

(58) **Field of Classification Search** D23/355-369;
261/DIG. 17, DIG. 42, DIG. 65, DIG. 88,
261/DIG. 89; 239/34-36, 44-45, 53-54,
239/56-57, 60, 136, 152, 302, 326; 392/386,
392/390, 392, 394, 395; D28/5, 6; D32/29.1
See application file for complete search history.

(56) **References Cited**

U.S. PATENT DOCUMENTS

D393,063 S *	3/1998	Wefler	D23/366
D437,636 S *	2/2001	Basaganas	D23/366
D461,549 S *	8/2002	Garcia	D23/360
D461,885 S *	8/2002	Jordi	D23/366
D462,755 S *	9/2002	Basaganas Millan	D23/366
D469,862 S *	2/2003	Cruver et al.	D23/366
D473,638 S *	4/2003	Cruver, IV	D23/366
D477,065 S *	7/2003	Lonczak et al.	D23/366
D501,546 S *	2/2005	Cruver et al.	D23/366
D501,921 S *	2/2005	Caserta et al.	D23/366
D502,540 S *	3/2005	Cruver et al.	D23/366
D508,558 S *	8/2005	Wolpert et al.	D23/366
D510,423 S *	10/2005	Caserta et al.	D23/366
D511,823 S *	11/2005	Caserta et al.	D23/366
D512,136 S *	11/2005	Wefler	D23/366
D512,769 S *	12/2005	Wefler	D23/366
D516,691 S *	3/2006	Caserta et al.	D23/366

D516,692 S *	3/2006	Caserta et al.	D23/366
D520,128 S *	5/2006	Caserta et al.	D23/366
D523,129 S *	6/2006	Caserta et al.	D23/366
D534,265 S *	12/2006	Weggelaar	D23/366
D551,750 S *	9/2007	Wefler	D23/366
D561,883 S *	2/2008	Cantoni et al.	D23/366
D567,920 S *	4/2008	Cantoni et al.	D23/366
D574,941 S *	8/2008	Weggelaar	D23/366
D605,277 S *	12/2009	Rossi	D23/366

FOREIGN PATENT DOCUMENTS

JP D-867199 4/1993

(Continued)

Primary Examiner—Sandra Snapp

(74) *Attorney, Agent, or Firm*—Jean C. Edwards, Esq.; Akerman Senterfitt

(57) **CLAIM**

The ornamental design for a casing of chemical diffuser, as shown and described.

DESCRIPTION

FIG. 1 is a perspective view of a casing of chemical diffuser showing our new design;

FIG. 2 is a front view thereof;

FIG. 3 is a rear view thereof;

FIG. 4 is a right side view thereof, the left side view being a mirror image thereof;

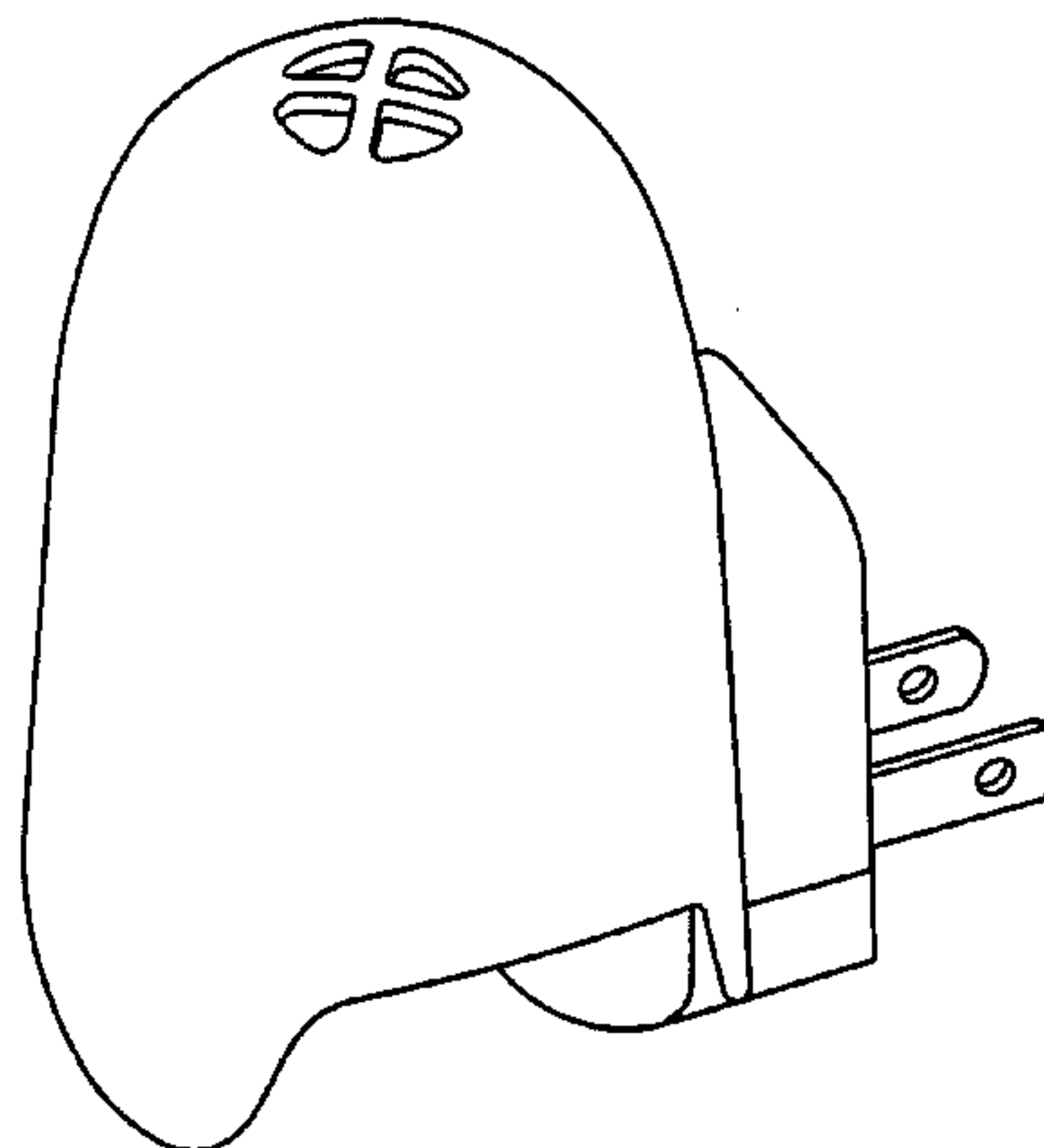
FIG. 5 is a top plan view thereof;

FIG. 6 is a bottom plan view thereof; and,

FIG. 7 is reference view showing the condition in use thereof.

The portions of the article in broken lines are shown for illustrative purposes only and form no part of the claimed design.

1 Claim, 7 Drawing Sheets



US D624,170 S

Page 2

FOREIGN PATENT DOCUMENTS					
			JP	D-1095578	1/2001
			JP	D-1096851	1/2001
			JP	D-1096852	1/2001
JP	D-867199-1	6/1993	JP	D-1131029	1/2002
JP	D-867199-2	12/1994	JP	D-1135852	3/2002
JP	D-867199-3	11/1996	JP	D-1157491	11/2002
JP	D-867199-4	11/1996	JP	D-1157537	10/2003
JP	D-867199-5	11/1996	JP	D-1235916	4/2005
JP	D-969176	11/1996	JP	D-1249591	8/2008
JP	D-1026498	11/1998			
JP	D-1045757	8/1999			

* cited by examiner

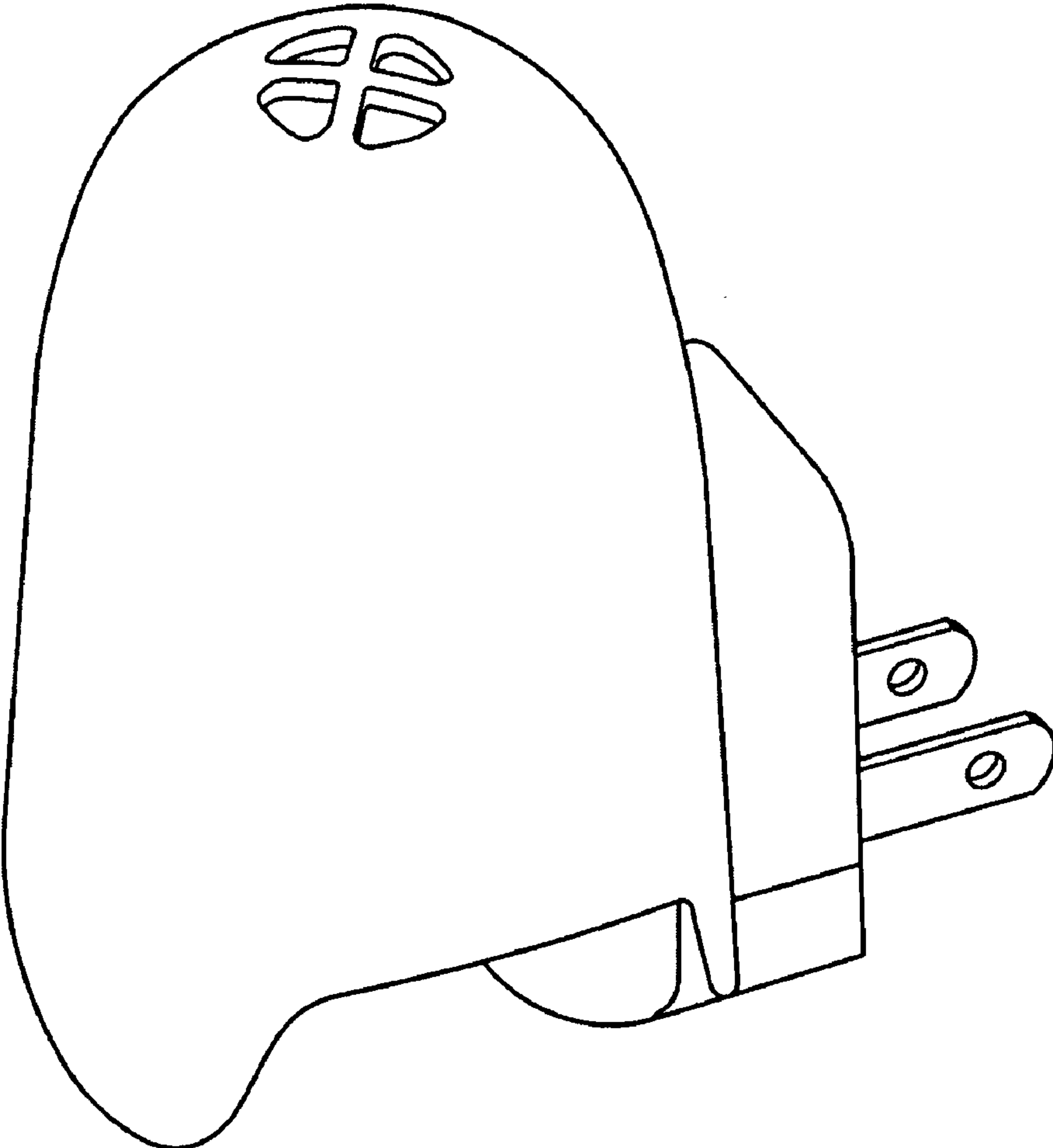


FIG. 1




FIG. 2




FIG. 3

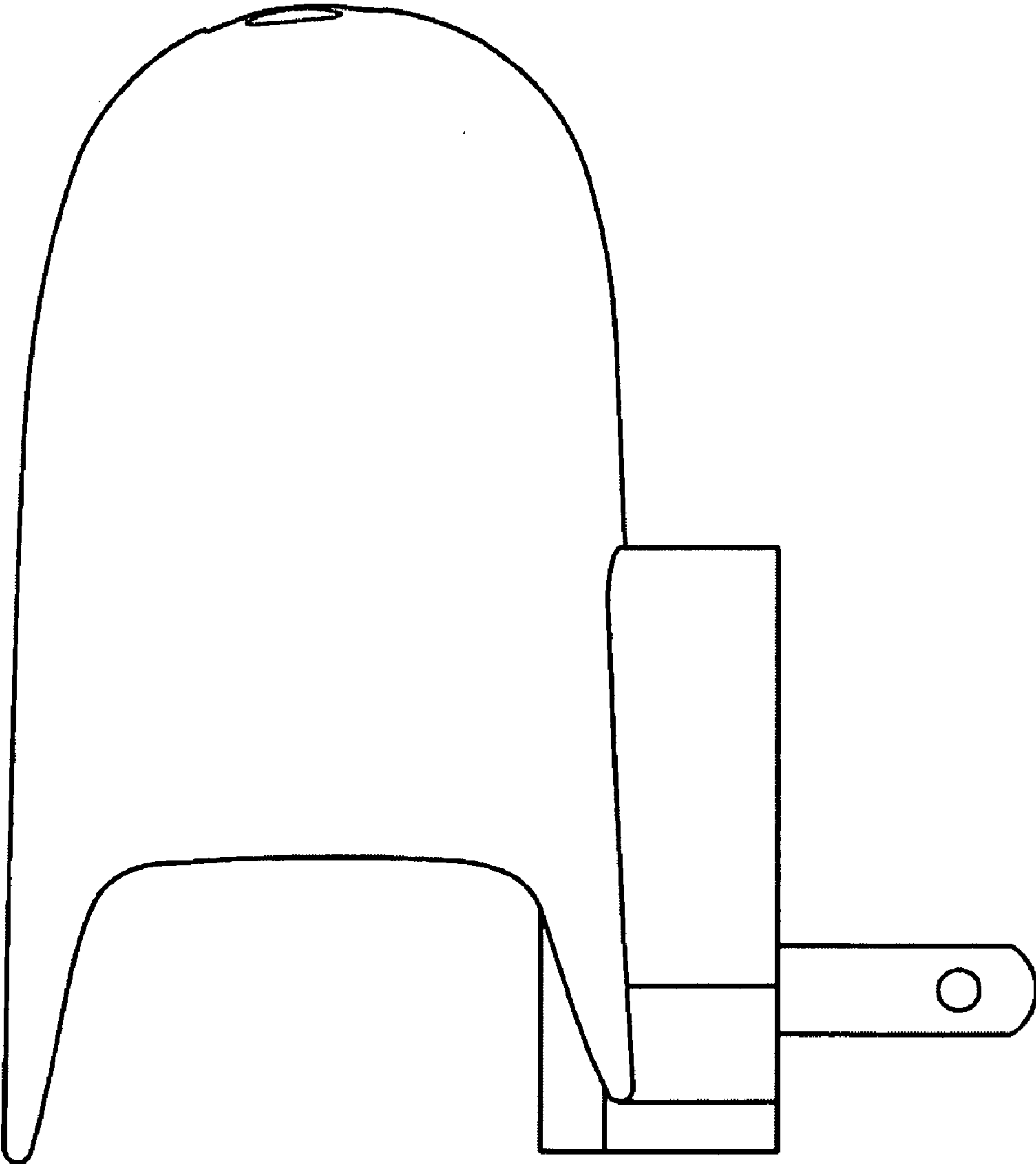


FIG. 4

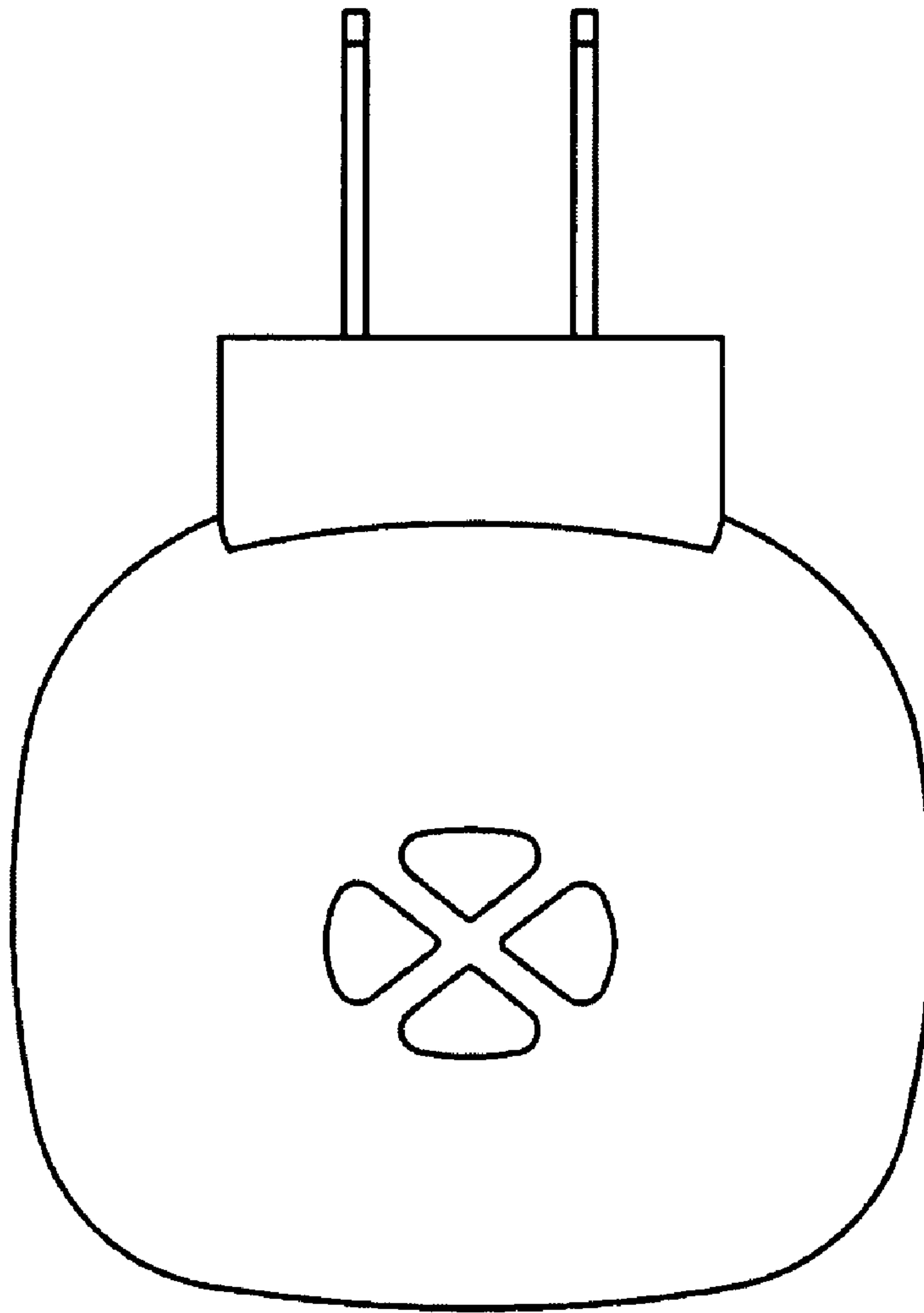


FIG. 5

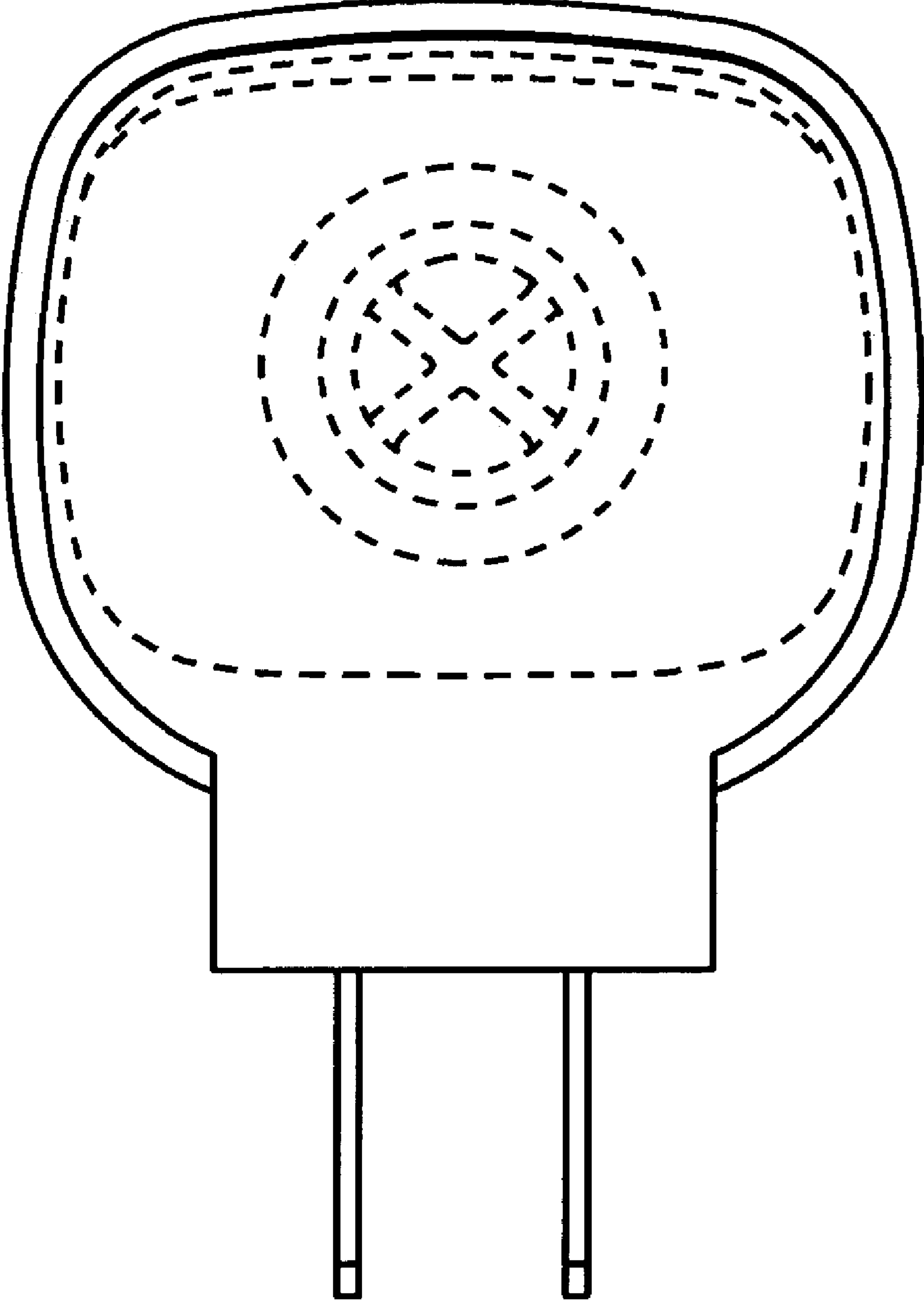


FIG. 6

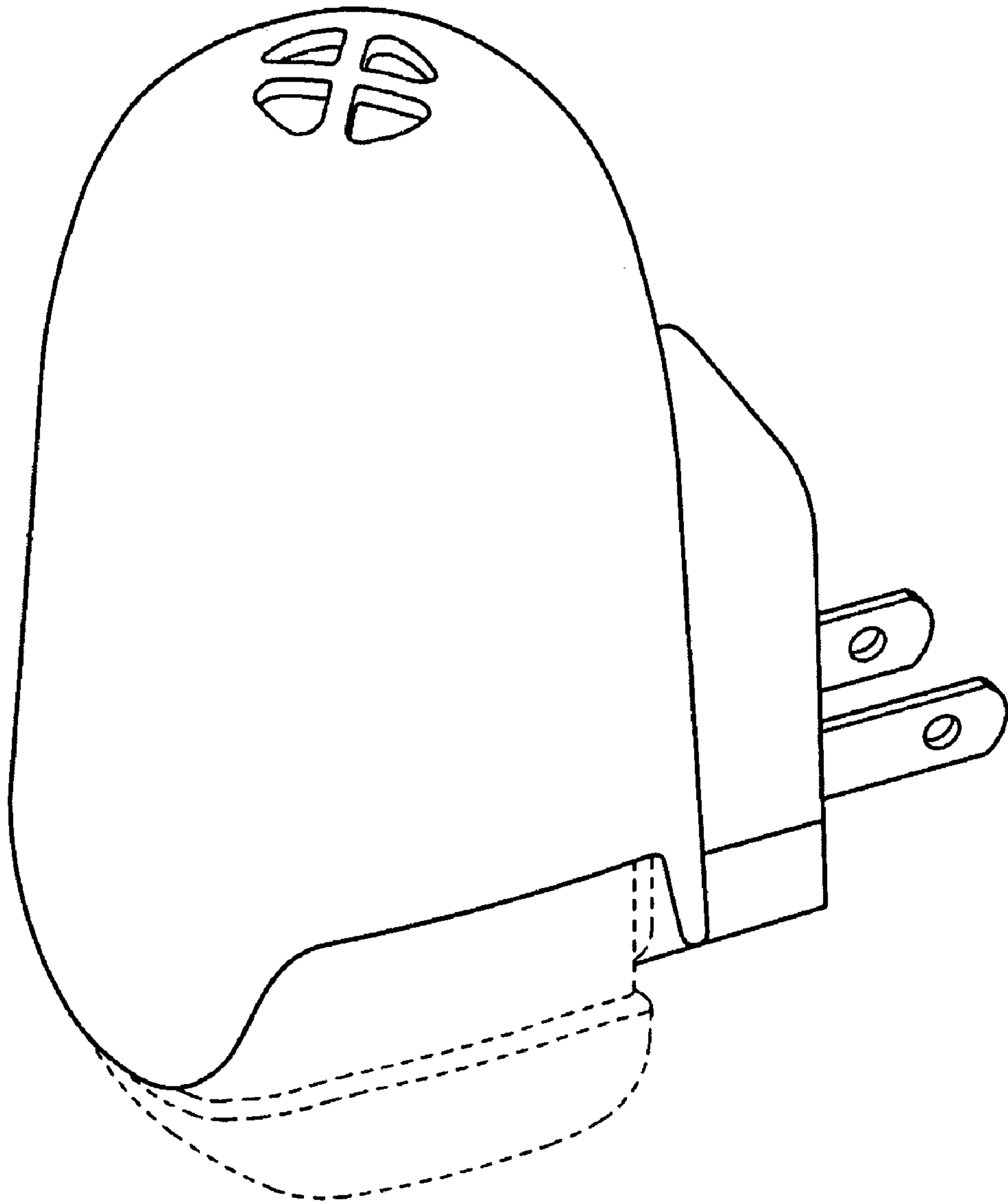


FIG. 7