



US00D624145S

(12) **United States Design Patent**
Gentle

(10) **Patent No.:** **US D624,145 S**

(45) **Date of Patent:** **** *Sep. 21, 2010**

(54) **DEER DECOY**

D572,335 S * 7/2008 McKinnon D22/125
D594,926 S * 6/2009 Giedd D22/125

(75) Inventor: **Jon Scot Gentle**, Birmingham, AL (US)

* cited by examiner

(73) Assignee: **JSG Outdoor Creations, LLC**,
Birmingham, AL (US)

Primary Examiner—Catherine R Oliver

(74) *Attorney, Agent, or Firm*—Bradley Arant Boulton
Cummings LLP

(*) Notice: This patent is subject to a terminal disclaimer.

(57) **CLAIM**

(**) Term: **14 Years**

The ornamental design for a deer decoy, substantially as shown and described.

(21) Appl. No.: **29/344,292**

DESCRIPTION

(22) Filed: **Sep. 25, 2009**

FIG. 1 is a perspective view of one embodiment of the deer decoy of the present disclosure.

(51) **LOC (9) Cl.** **22-05**

(52) **U.S. Cl.** **D22/125**

(58) **Field of Classification Search** D22/125,
D22/199; 43/1-3

FIG. 2 is a perspective view of one embodiment of the deer decoy of the present disclosure illustrating an opening for receiving a device to facilitate movement of a tail portion.

FIG. 3 is a front view of one embodiment of the deer decoy of the present disclosure.

See application file for complete search history.

FIG. 4 is a front view of one embodiment of the deer decoy of the present disclosure further including a head portion; and,

(56) **References Cited**

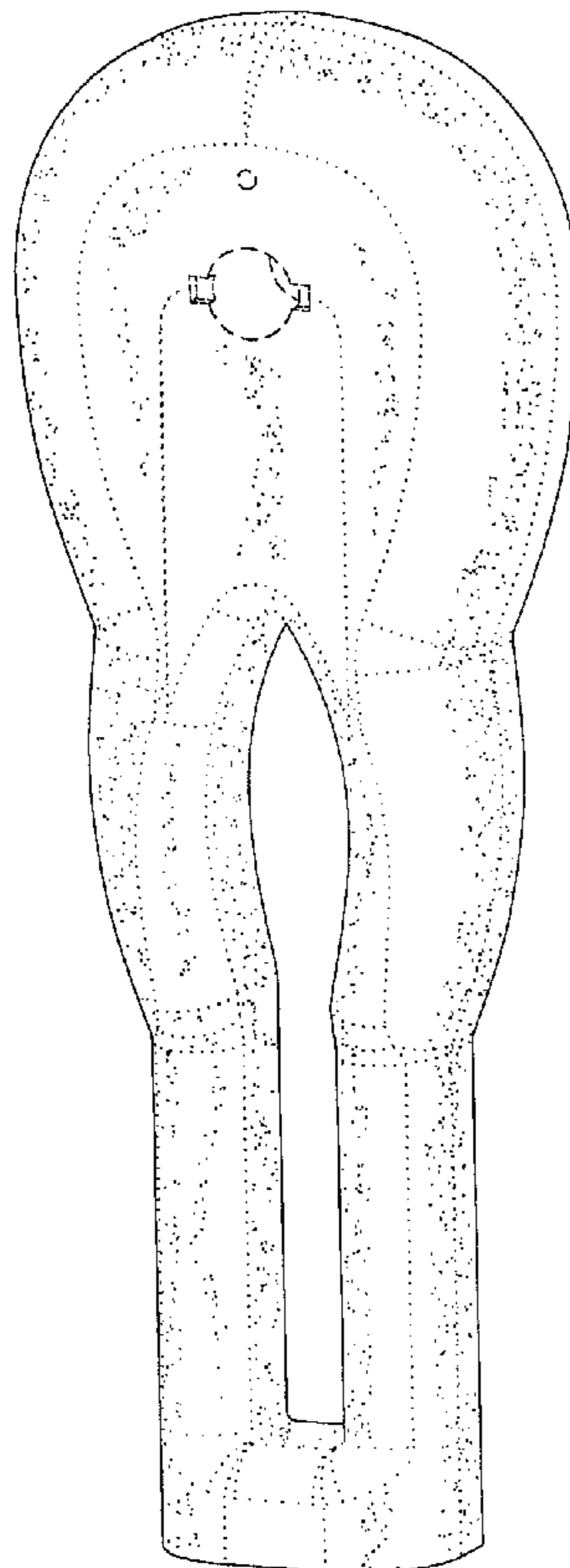
FIG. 5 is a perspective view of one embodiment of the deer decoy of the present disclosure further including a head portion.

U.S. PATENT DOCUMENTS

D356,620 S * 3/1995 Weber et al. D22/125
D370,972 S * 6/1996 Dutton D22/125
5,546,692 A 8/1996 Bryers
7,086,193 B1 * 8/2006 Hurst 43/2

The broken lines shown in all views are for illustrative purposes only and form no part of the claimed design.

1 Claim, 5 Drawing Sheets



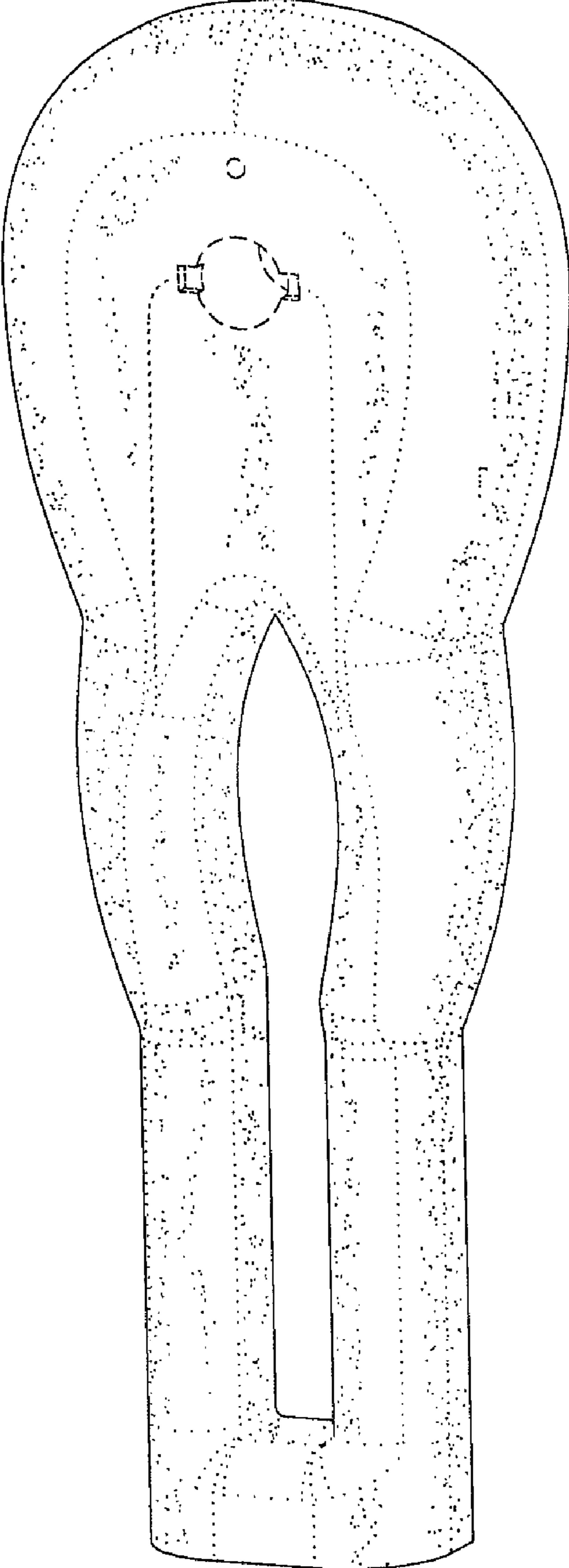


FIG. 1

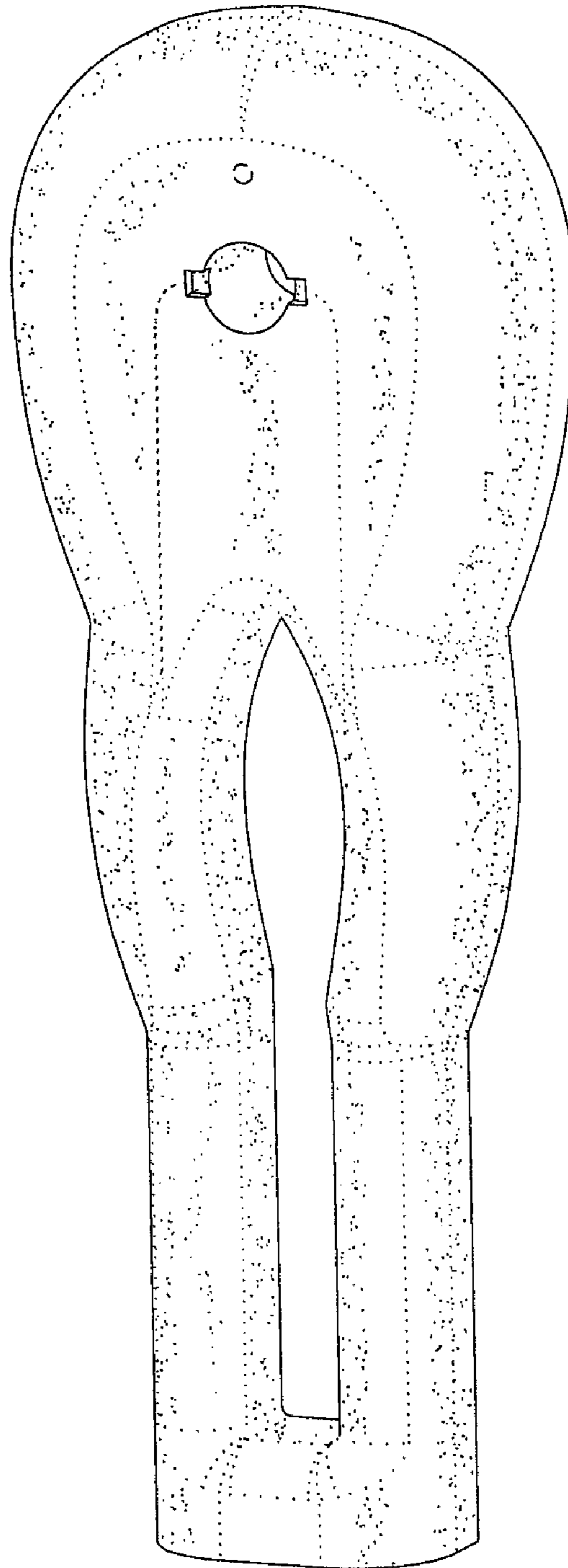


FIG. 2

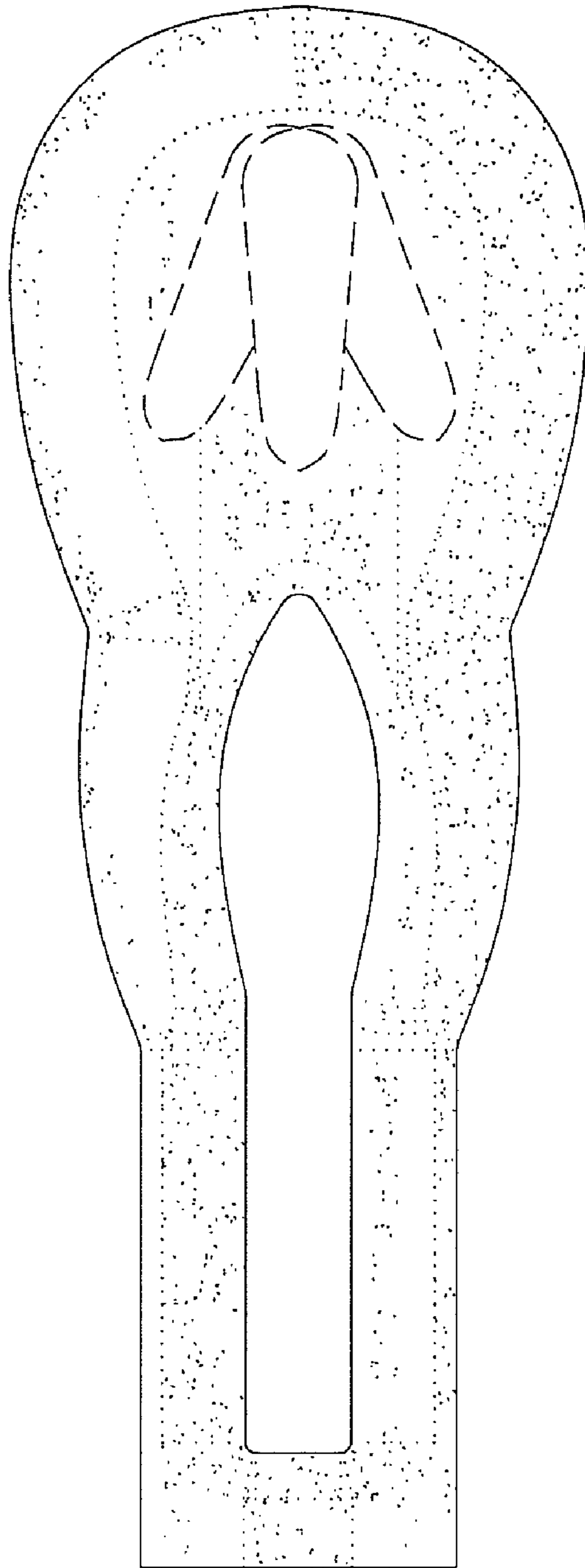
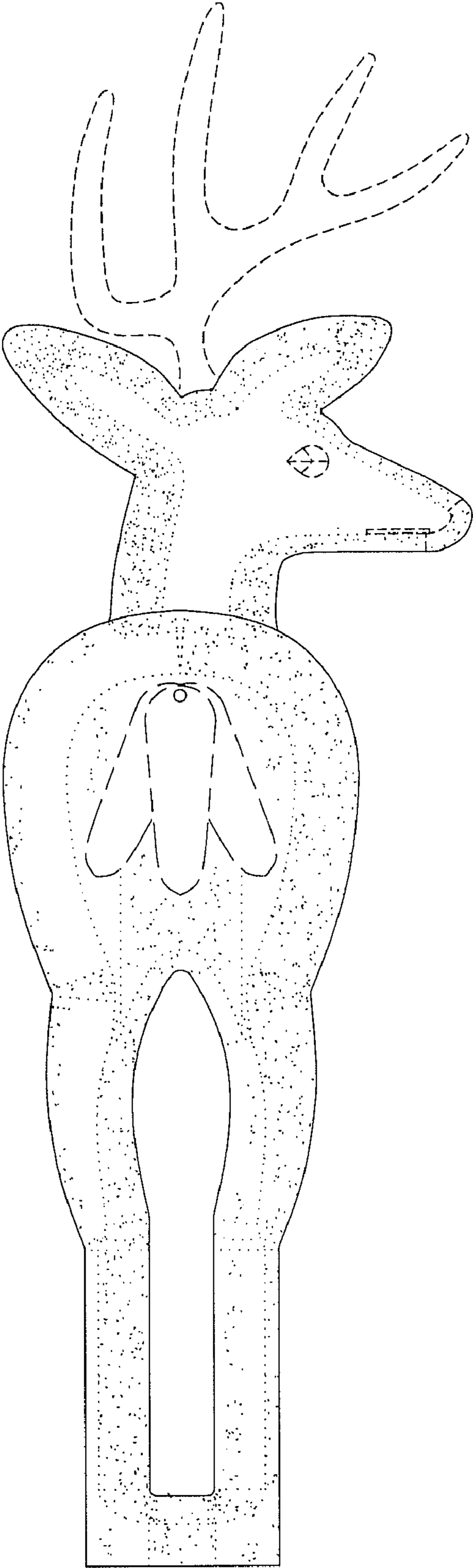


FIG. 3

FIG. 4



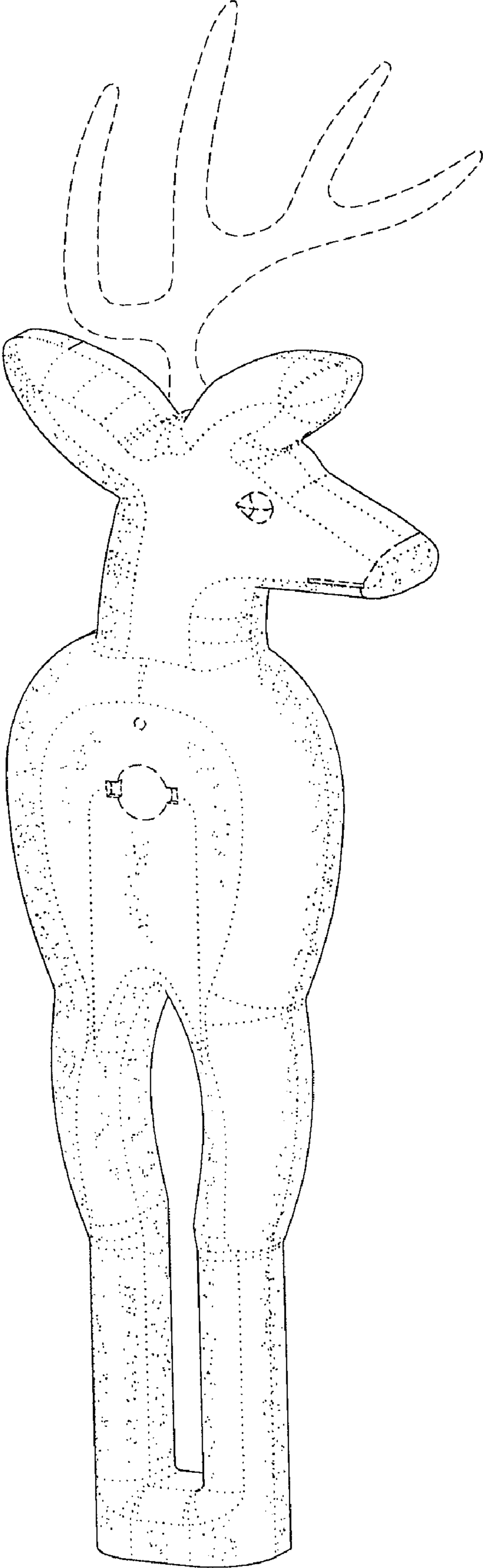


FIG. 5