



US00D624143S

(12) **United States Design Patent**
Weber

(10) **Patent No.:** **US D624,143 S**

(45) **Date of Patent:** **** Sep. 21, 2010**

(54) **GOLF BALL LOCATION MARKER**

(76) **Inventor:** **Russell E. Weber**, 508 SE. I St., Grants Pass, OR (US) 97526

(**) **Term:** **14 Years**

(21) **Appl. No.:** **29/343,143**

(22) **Filed:** **Sep. 8, 2009**

(51) **LOC (9) Cl.** **21-02**

(52) **U.S. Cl.** **D21/794**

(58) **Field of Classification Search** D21/789,
D21/793-794; 473/285, 406; 434/235; 40/1.5;
29/854; 174/59; D20/10, 17, 41
See application file for complete search history.

(56) **References Cited**

U.S. PATENT DOCUMENTS

1,527,051	A *	2/1925	Longan	434/235
D69,994	S *	4/1926	Johnson	D20/17
3,139,690	A *	7/1964	Hait	40/1.5
4,386,774	A *	6/1983	Buckman	473/406
4,464,834	A *	8/1984	Simms	29/854
5,185,499	A *	2/1993	Yahraus	174/59
D365,133	S *	12/1995	Belmont	D21/794
5,529,299	A *	6/1996	Bellagamba	473/285
5,712,767	A *	1/1998	Koizumi	361/761
D480,444	S *	10/2003	Marchessault et al.	D21/794
6,966,851	B1 *	11/2005	England et al.	473/406
D540,902	S *	4/2007	Regalado	D21/794

D588,226	S *	3/2009	Brown	D21/794
D588,670	S *	3/2009	Walz	D21/794
D603,925	S *	11/2009	Hafdal	D21/793
D606,149	S *	12/2009	Regalado	D21/793

* cited by examiner

Primary Examiner—Mitchell I Siegel

(74) *Attorney, Agent, or Firm*—Gerald D Hayne

(57) **CLAIM**

The ornamental design for a golf ball location marker, as shown and described.

DESCRIPTION

FIG. 1 is a bottom perspective view of a first embodiment of a golf ball location marker showing my new design;

FIG. 2 is a top view thereof;

FIG. 3 is a bottom view thereof;

FIG. 4 is a front view thereof, the rear view, right side view, and left side view being mirror images thereof;


FIG. 5 is a bottom perspective view of a second embodiment of a golf ball location marker showing my new design;

FIG. 6 is a top view thereof;

FIG. 7 is a bottom view thereof; and,

FIG. 8 is a front view thereof, the rear view, right side view, and left side view being mirror images thereof.

1 Claim, 2 Drawing Sheets






FIG. 1

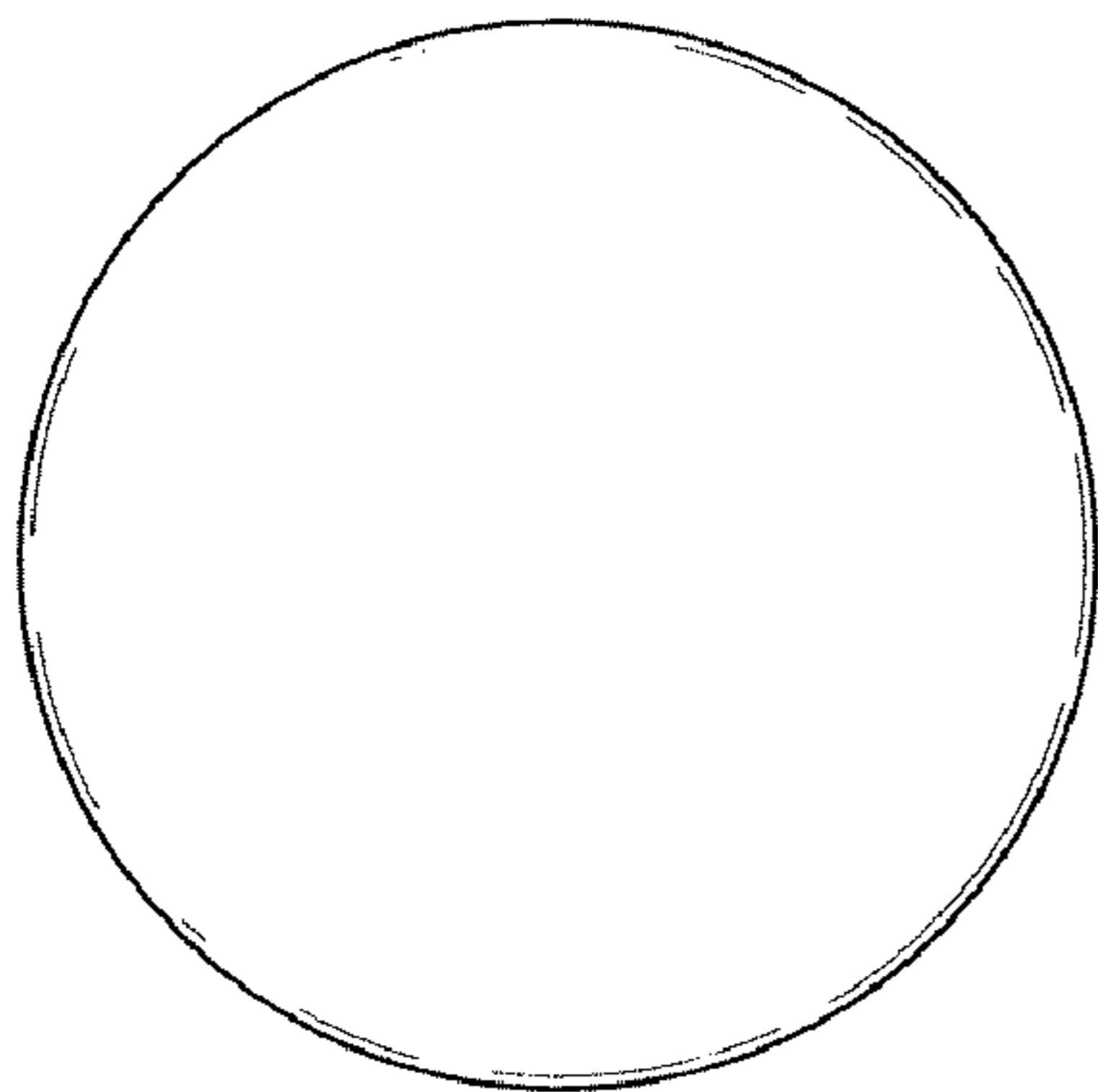


FIG. 2




FIG. 3



FIG. 4




FIG. 5

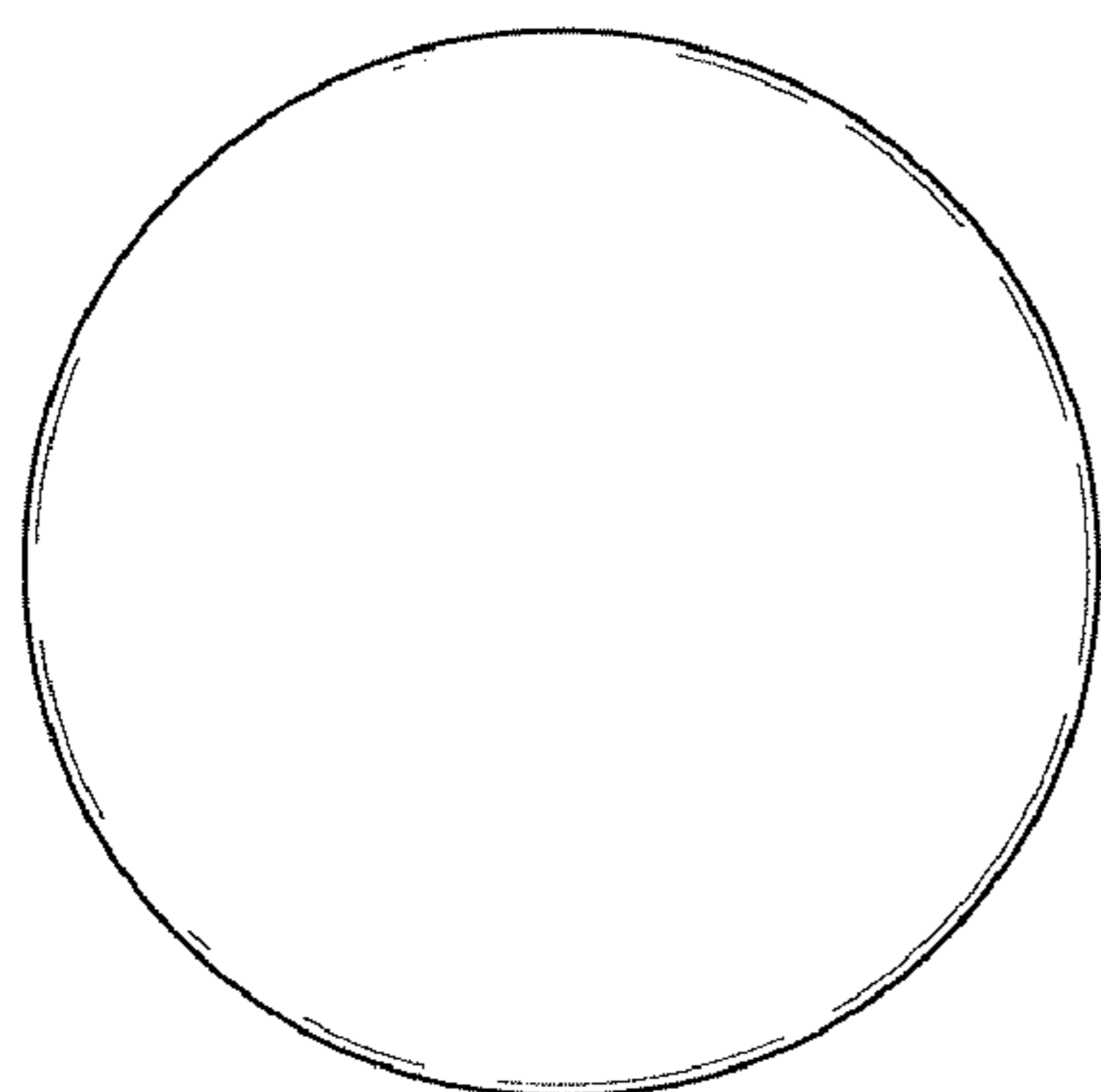


FIG. 6




FIG. 7




FIG. 8