



US00D624141S

(12) **United States Design Patent**
Lai

(10) **Patent No.:** **US D624,141 S**
(45) **Date of Patent:** **** Sep. 21, 2010**

(54) **ARTIFICIAL GOLF GREEN**

(76) Inventor: **Ying-Kuang Lai**, No. 65, Lane 155,
Xinjiang Rd., Yangmei Town, Taoyuan
County (TW)

(**) Term: **14 Years**

(21) Appl. No.: **29/339,092**

(22) Filed: **Jun. 24, 2009**

(30) **Foreign Application Priority Data**

Feb. 20, 2009 (CN) 2009 3 0005035

(51) **LOC (9) Cl.** **21-02**

(52) **U.S. Cl.** **D21/792**

(58) **Field of Classification Search** D21/789,
D21/792; D3/314; D30/118, 161; 473/159,
473/171, 173, 174, 175; 119/161-170
See application file for complete search history.

(56) **References Cited**

U.S. PATENT DOCUMENTS

D260,568 S * 9/1981 Cherry D3/314
D272,198 S * 1/1984 Webb et al. D30/161

D448,226 S * 9/2001 Avery D21/792
D486,271 S * 2/2004 Spence et al. D30/118
D564,058 S * 3/2008 Stebbings D21/792
D566,218 S * 4/2008 Puterbaugh D21/792

* cited by examiner

Primary Examiner—Mitchell I Siegel

(74) *Attorney, Agent, or Firm*—Egbert Law Offices PLLC

(57) **CLAIM**

The ornamental design for an artificial golf green, as shown and described.

DESCRIPTION

FIG. 1 is an upper perspective view of the artificial golf green showing my design.

FIG. 2 is a front elevation view thereof;

FIG. 3 is back elevation view thereof;

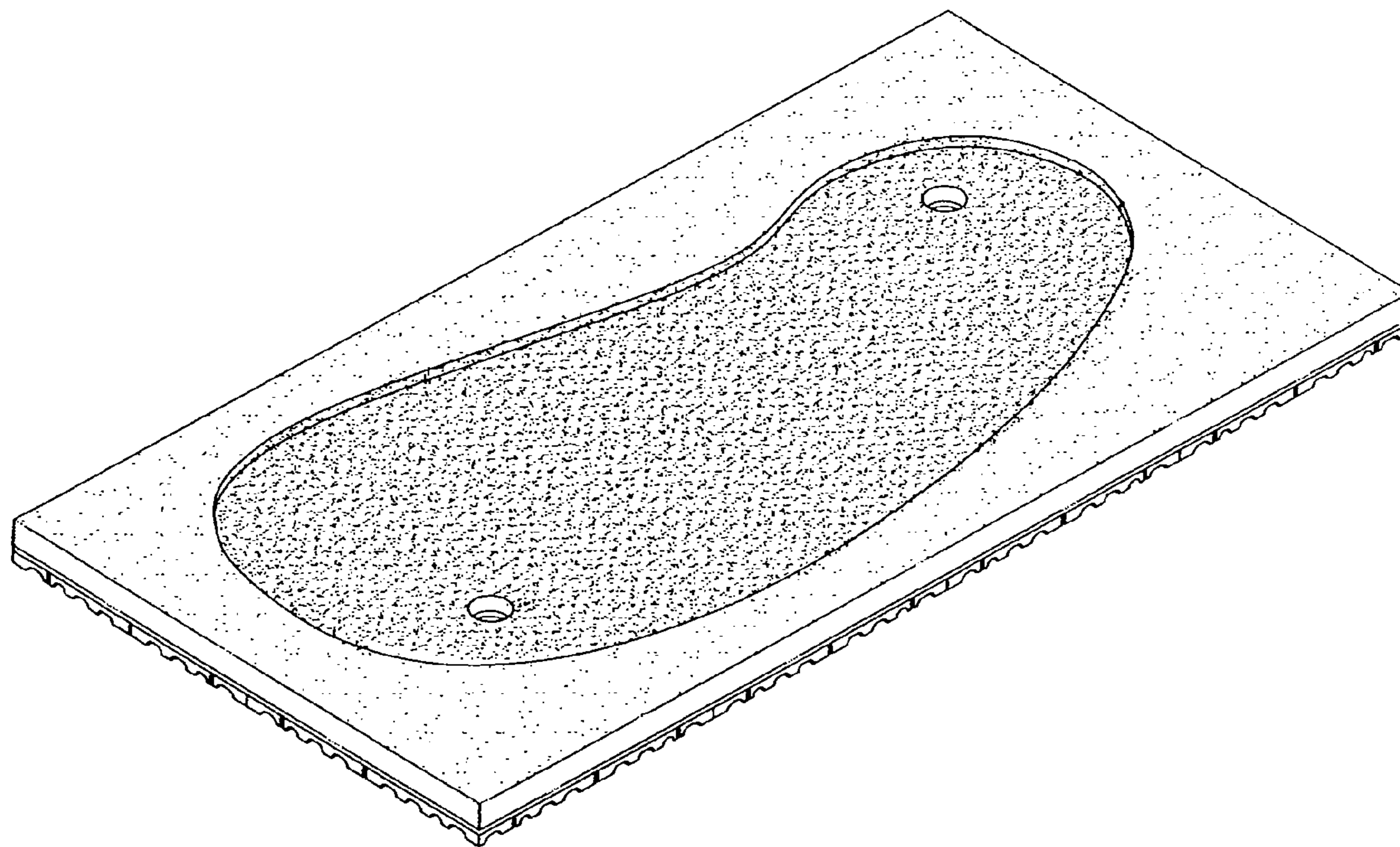
FIG. 4 is a side elevation view thereof;

FIG. 5 is an opposite side elevation view thereof;

FIG. 6 is a top plan view thereof; and,

FIG. 7 is a bottom plan view thereof.

1 Claim, 5 Drawing Sheets



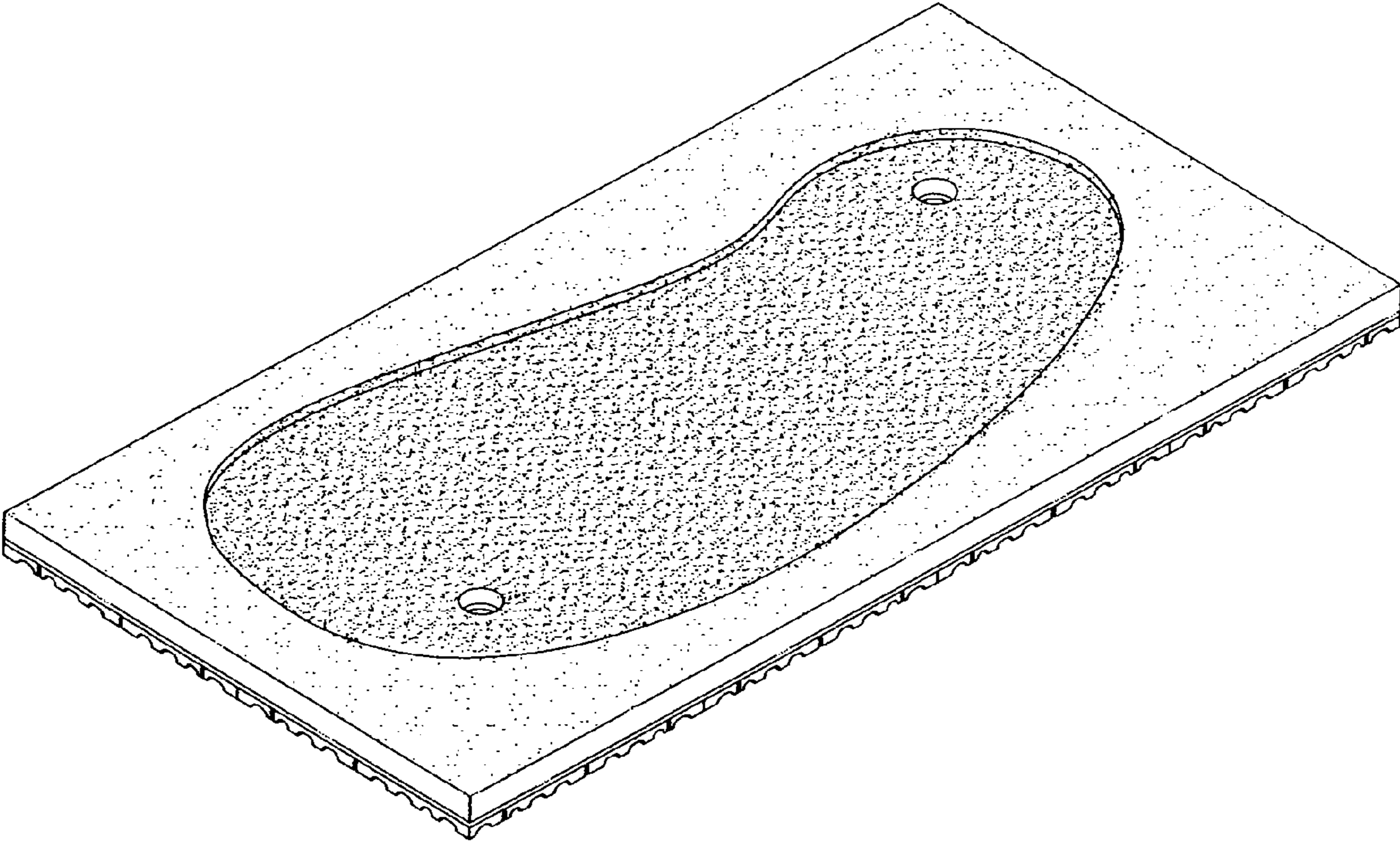


FIG.1



FIG. 2



FIG. 3



FIG. 4



FIG. 5

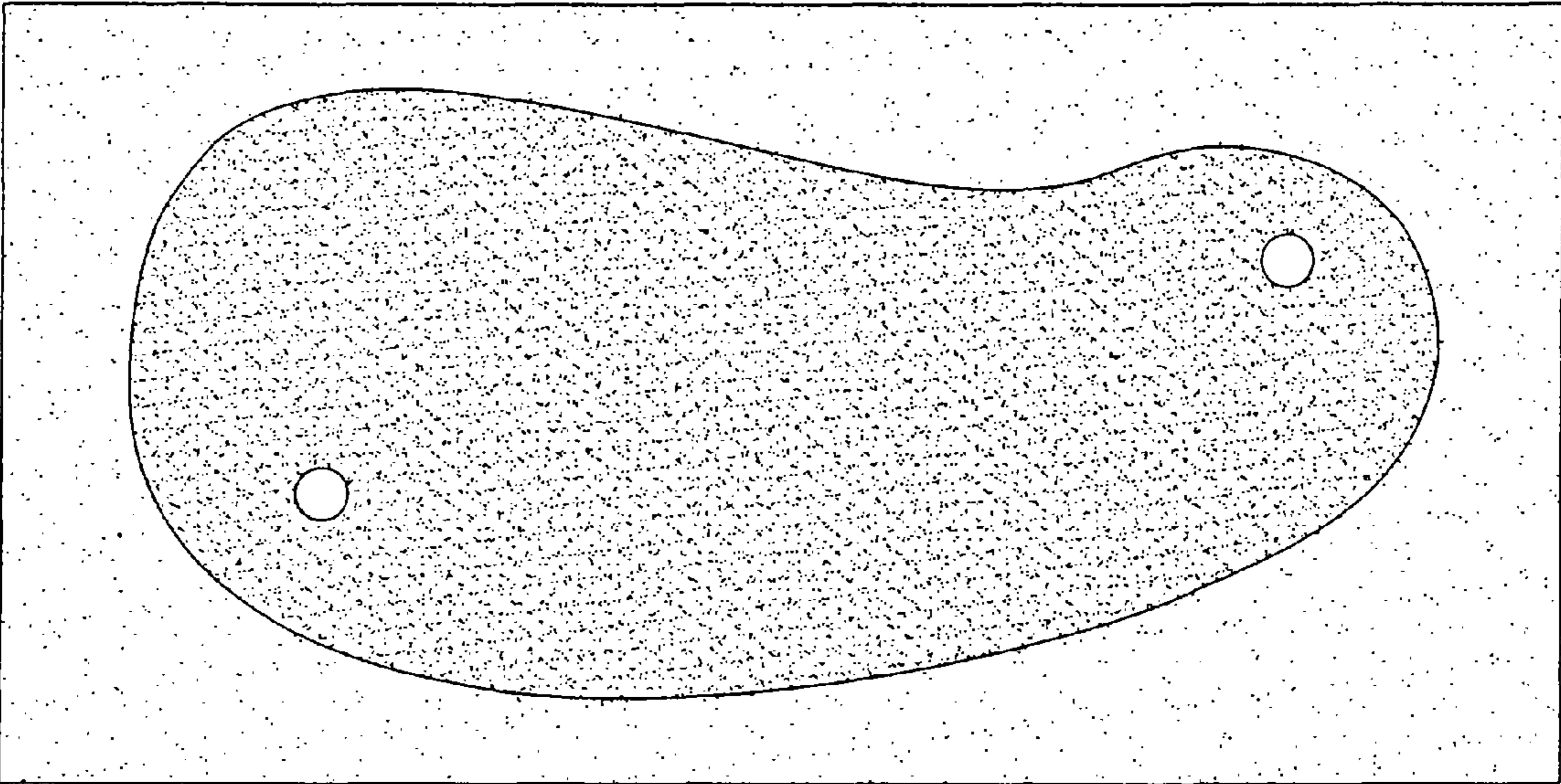


FIG.6




FIG. 7