



US00D624103S

(12) **United States Design Patent**  
**Kanemitsu**

(10) **Patent No.:** **US D624,103 S**

(45) **Date of Patent:** **\*\* Sep. 21, 2010**

(54) **PULLEY**

(75) Inventor: **Toshiaki Kanemitsu**, Akashi (JP)

(73) Assignee: **Kabushiki Kaisha Kanemitsu**, Hyogo (JP)

(\*\*) Term: **14 Years**

(21) Appl. No.: **29/338,147**

(22) Filed: **Jun. 5, 2009**

**Related U.S. Application Data**

(62) Division of application No. 29/227,053, filed on Apr. 6, 2005, now Pat. No. Des. 598,480.

(30) **Foreign Application Priority Data**

Dec. 13, 2004 (JP) ..... 2004-38054  
Dec. 13, 2004 (JP) ..... 2004-38055

(51) **LOC (9) Cl.** ..... **15-99**

(52) **U.S. Cl.** ..... **D15/148**

(58) **Field of Classification Search** ..... D15/5,  
D15/146-149; D11/26, 39; 474/8, 29, 31,  
474/37, 39, 41, 47-56, 62, 69, 113, 135,  
474/166; D12/501, 175, 202, 204, 207, 208,  
D12/210, 213

See application file for complete search history.

(56) **References Cited**

**U.S. PATENT DOCUMENTS**

D53,426 S \* 6/1919 Moore ..... D12/501  
D53,639 S \* 7/1919 Moore ..... D12/501  
D232,324 S \* 8/1974 Droulin ..... D15/5  
3,844,537 A 10/1974 Rinio  
D246,313 S \* 11/1977 Gunn et al. .... D15/148  
D275,563 S \* 9/1984 Brauchle ..... D12/204  
5,254,043 A 10/1993 Ling  
D405,803 S \* 2/1999 Wilson ..... D15/5  
D425,081 S \* 5/2000 Hartmann ..... D15/5  
6,176,797 B1 1/2001 Vine  
D461,481 S \* 8/2002 Carlson ..... D15/5

D549,257 S 8/2007 Kanemitsu  
D549,753 S 8/2007 Kanemitsu  
D554,165 S 10/2007 Kanemitsu  
D561,208 S 2/2008 Kanemitsu  
D561,209 S \* 2/2008 Kanemitsu ..... D15/148  
D561,793 S 2/2008 Kanemitsu  
D561,794 S 2/2008 Kanemitsu  
D580,464 S \* 11/2008 Kanemitsu ..... D15/148  
7,475,667 B2 \* 1/2009 Al-Bannai ..... 123/197.1  
D598,480 S \* 8/2009 Kanemitsu ..... D15/148

**OTHER PUBLICATIONS**

Kanemitsu, "Technical Creator for the Future", (1985), [http://www.kanemitsu.co.jp/technology/e\\_index.html](http://www.kanemitsu.co.jp/technology/e_index.html).

\* cited by examiner

*Primary Examiner*—Cathron C. Brooks

*Assistant Examiner*—Maurice Stevens

(74) *Attorney, Agent, or Firm*—Panitch Schwarze Belisario & Nadel LLP

(57) **CLAIM**

I claim the ornamental design for pulley, as shown and described.

**DESCRIPTION**

FIG. 1 is a perspective view of a pulley in accordance with a first embodiment of my new design;

FIG. 2 is a front view thereof;

FIG. 3 is a rear view thereof;

FIG. 4 is a left side view thereof;

FIG. 5 is a plan view thereof;

FIG. 6 is a sectional view taken along a line 6—6 in FIG. 2; and,

FIG. 7 is a partially enlarged section view taken along lines 7—7 in FIG. 6.

The broken lines in the figures are for illustrative purposes only and form no part of the claimed design.

**1 Claim, 4 Drawing Sheets**

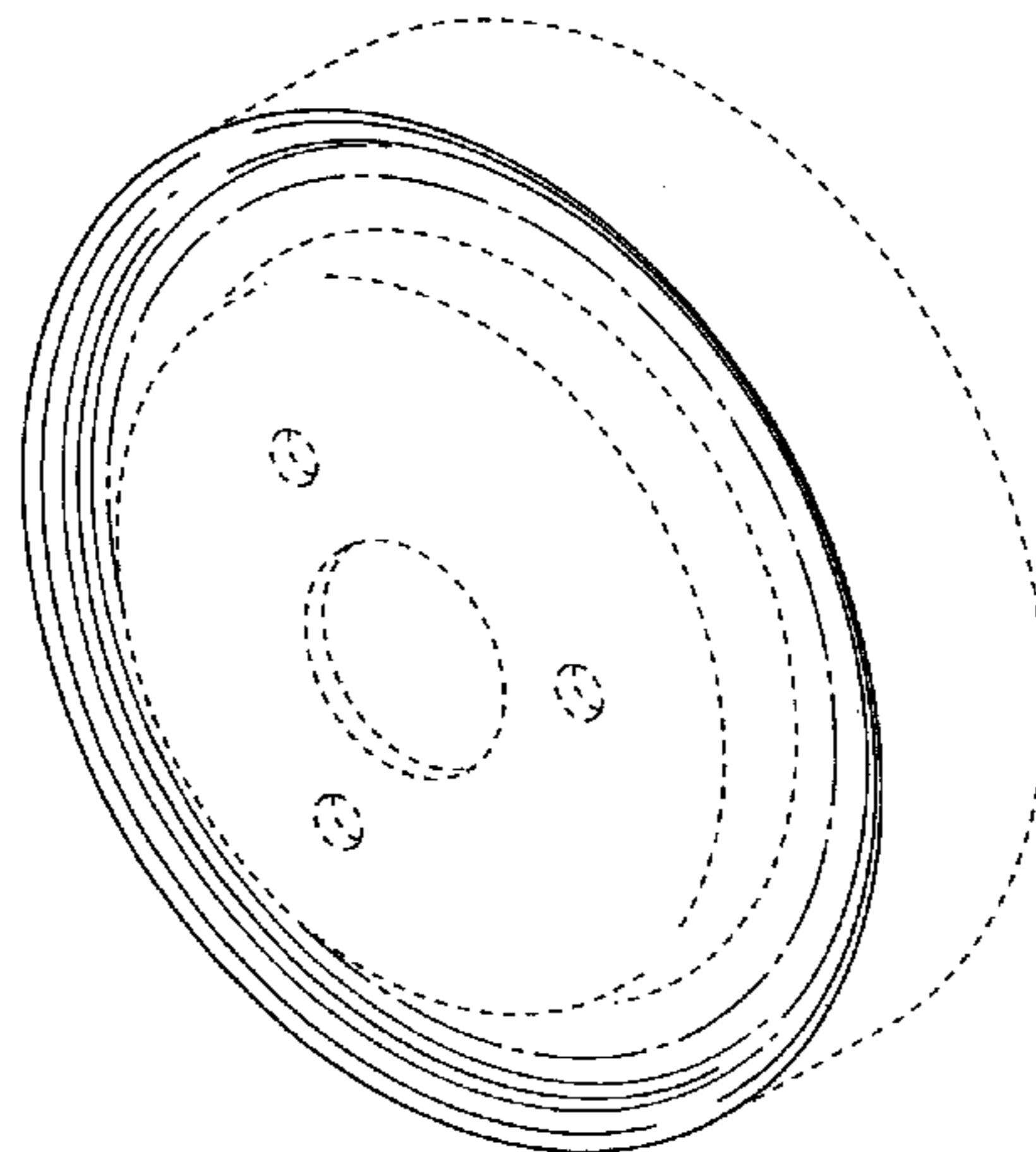


Fig. 1

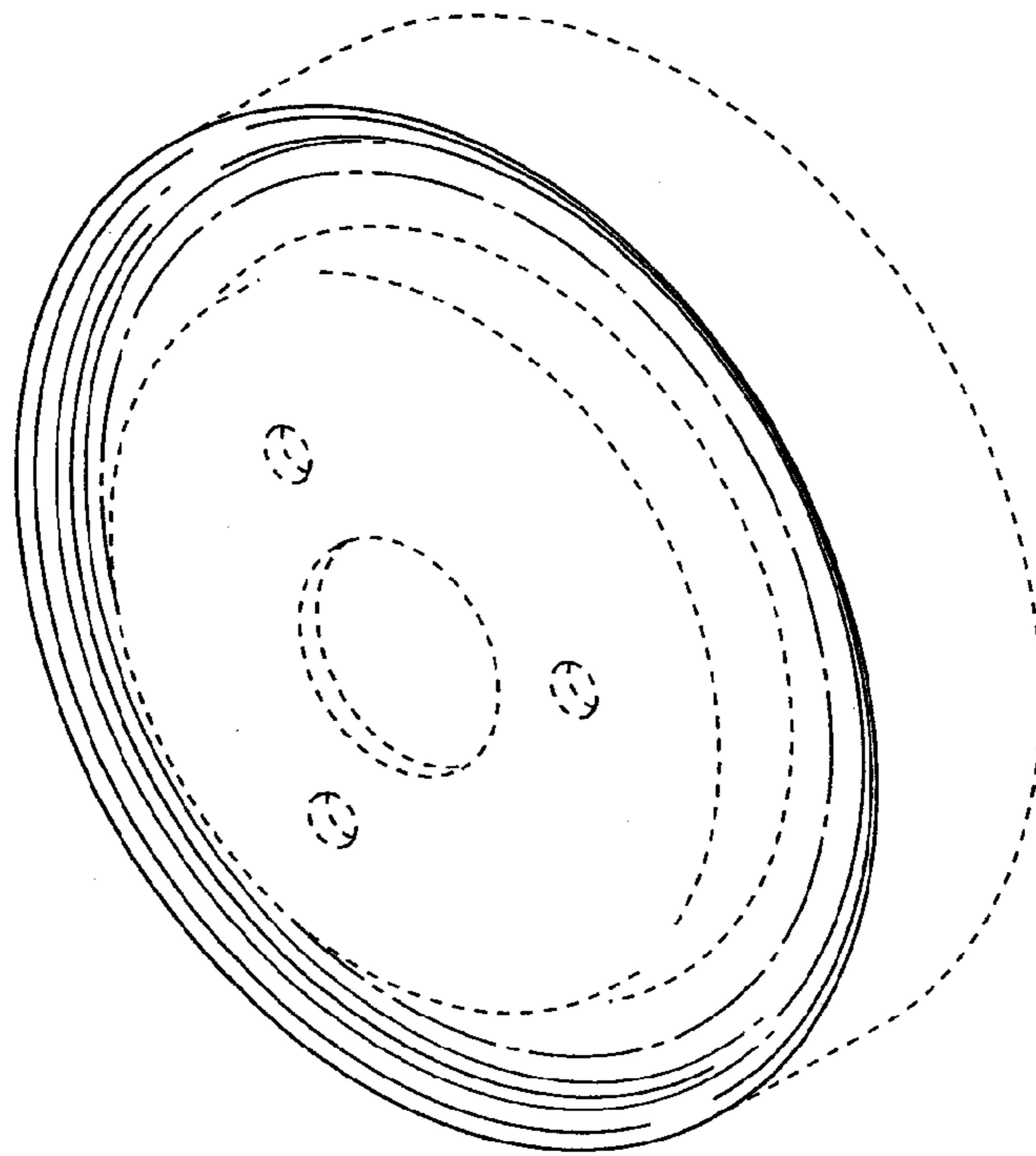


Fig. 2

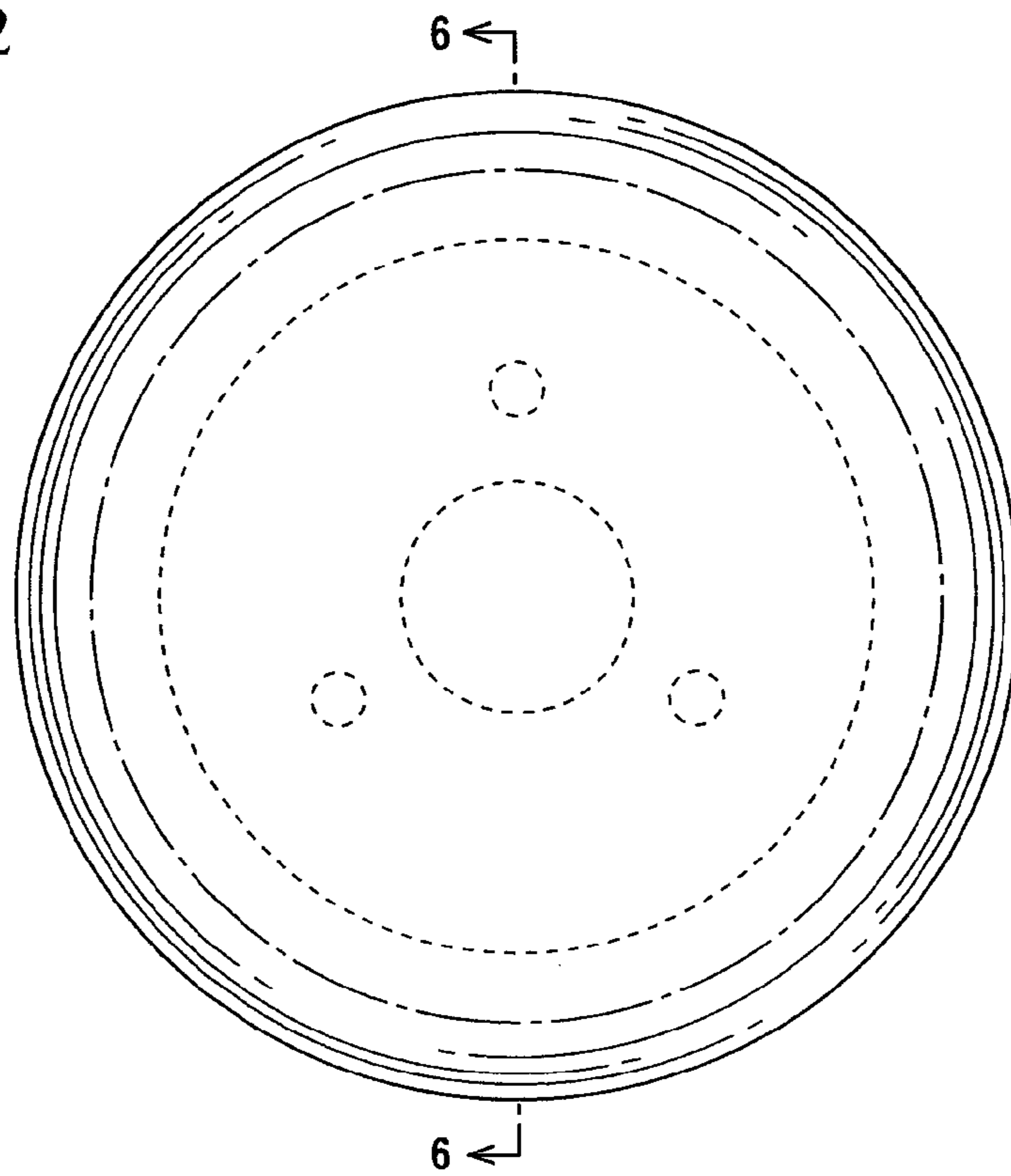


Fig. 3

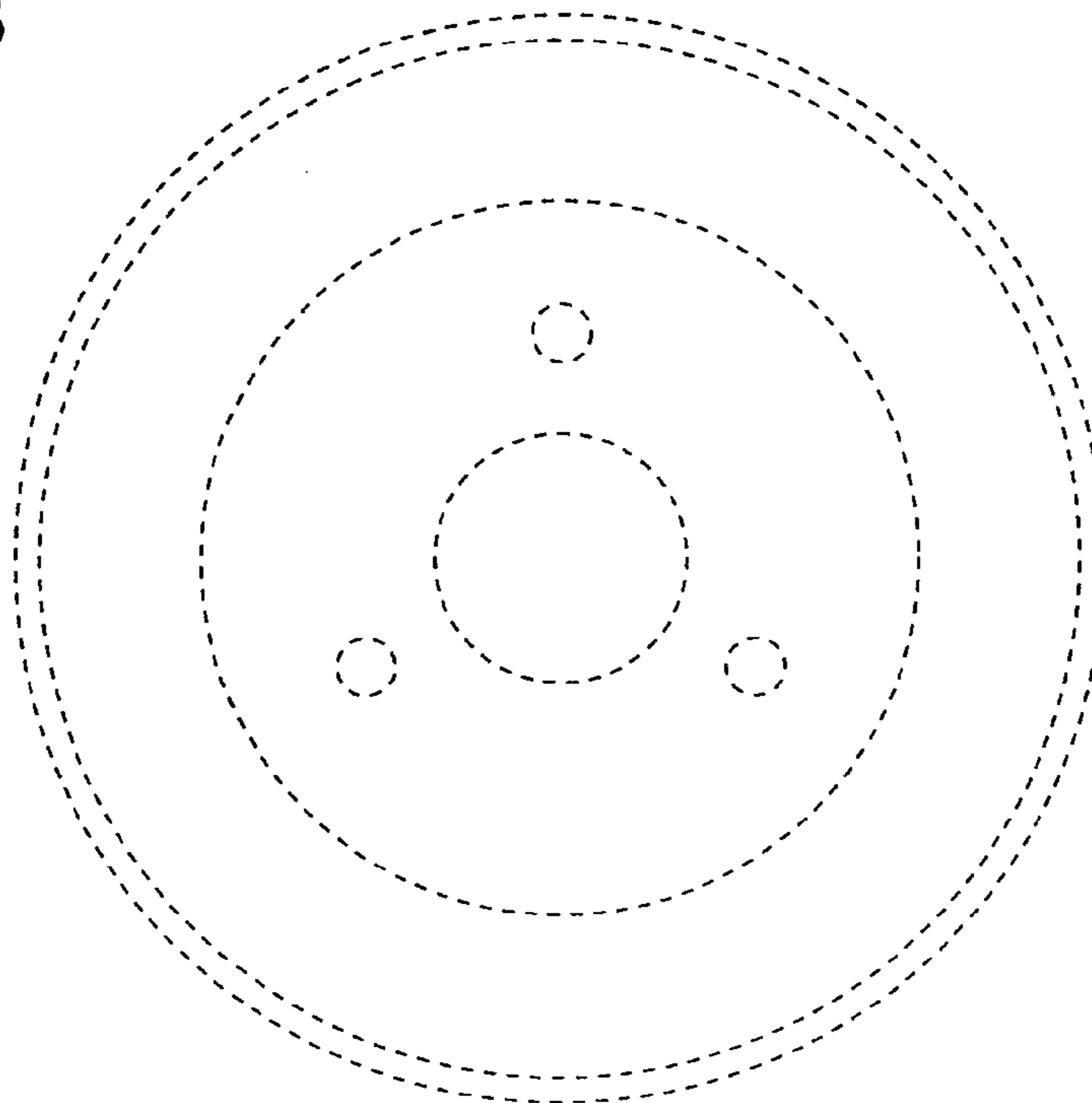


Fig. 4

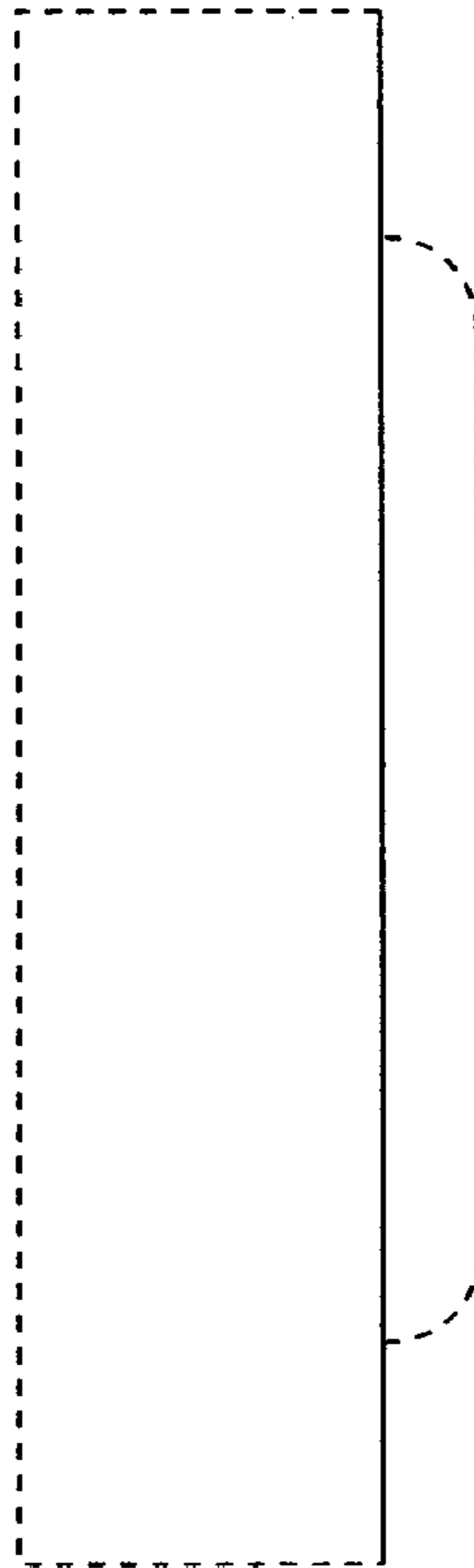


Fig. 5




Fig. 6

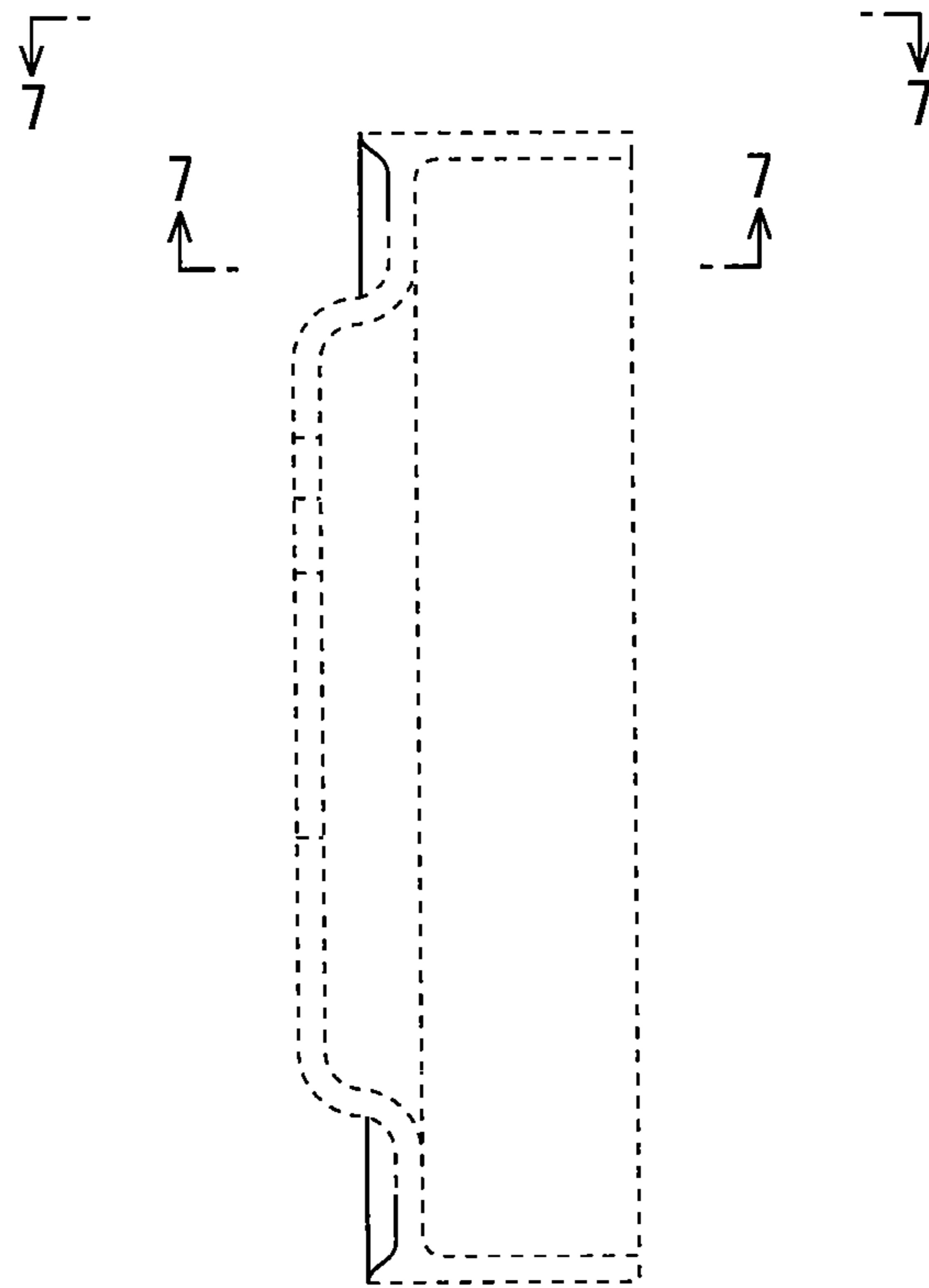


Fig. 7

