



US00D624092S

(12) **United States Design Patent**
Holmer

(10) **Patent No.:** **US D624,092 S**
(45) **Date of Patent:** **** Sep. 21, 2010**

(54) **TRANSPARENT ENGINE COVER**

(76) Inventor: **Joel E. Holmer**, 23809 Nookachamp
Hills Dr., Mount Vernon, WA (US) 98274

(**) Term: **14 Years**

(21) Appl. No.: **29/332,517**

(22) Filed: **Feb. 18, 2009**

(51) **LOC (9) Cl.** **15-01**

(52) **U.S. Cl.** **D15/5**

(58) **Field of Classification Search** D15/1-3,
D15/5; D12/129.3, 129.4, 183, 400, 401,
D12/404; D6/610, 611; 123/41.7, 50 A,
123/50 B, 56, 195 C, 198 E, 306, 308, 661,
123/667, 307

See application file for complete search history.

(56) **References Cited**

U.S. PATENT DOCUMENTS

D349,268 S *	8/1994	Jones	D12/183
D376,343 S *	12/1996	Alcocer	D12/345
D379,793 S *	6/1997	Woods	D12/183
D390,357 S *	2/1998	Rosen	D3/282
D450,326 S *	11/2001	Mundell	D15/5
D455,223 S *	4/2002	Crosby	D26/85

D470,507 S *	2/2003	Maeda et al.	D15/1
D548,002 S *	8/2007	De'Longhi	D7/362
D548,750 S *	8/2007	Neeley et al.	D15/5
D563,102 S *	3/2008	Cornwell et al.	D3/294

* cited by examiner

Primary Examiner—Cathron C. Brooks

Assistant Examiner—Maurice Stevens

(74) *Attorney, Agent, or Firm*—QuickPatents, Inc.; Kevin Prince

(57) **CLAIM**

I claim the ornamental design for a transparent engine cover, as shown and described.

DESCRIPTION

FIG. 1 is a perspective view of a transparent engine cover, showing my new design;

FIG. 2 is a front elevational view thereof;

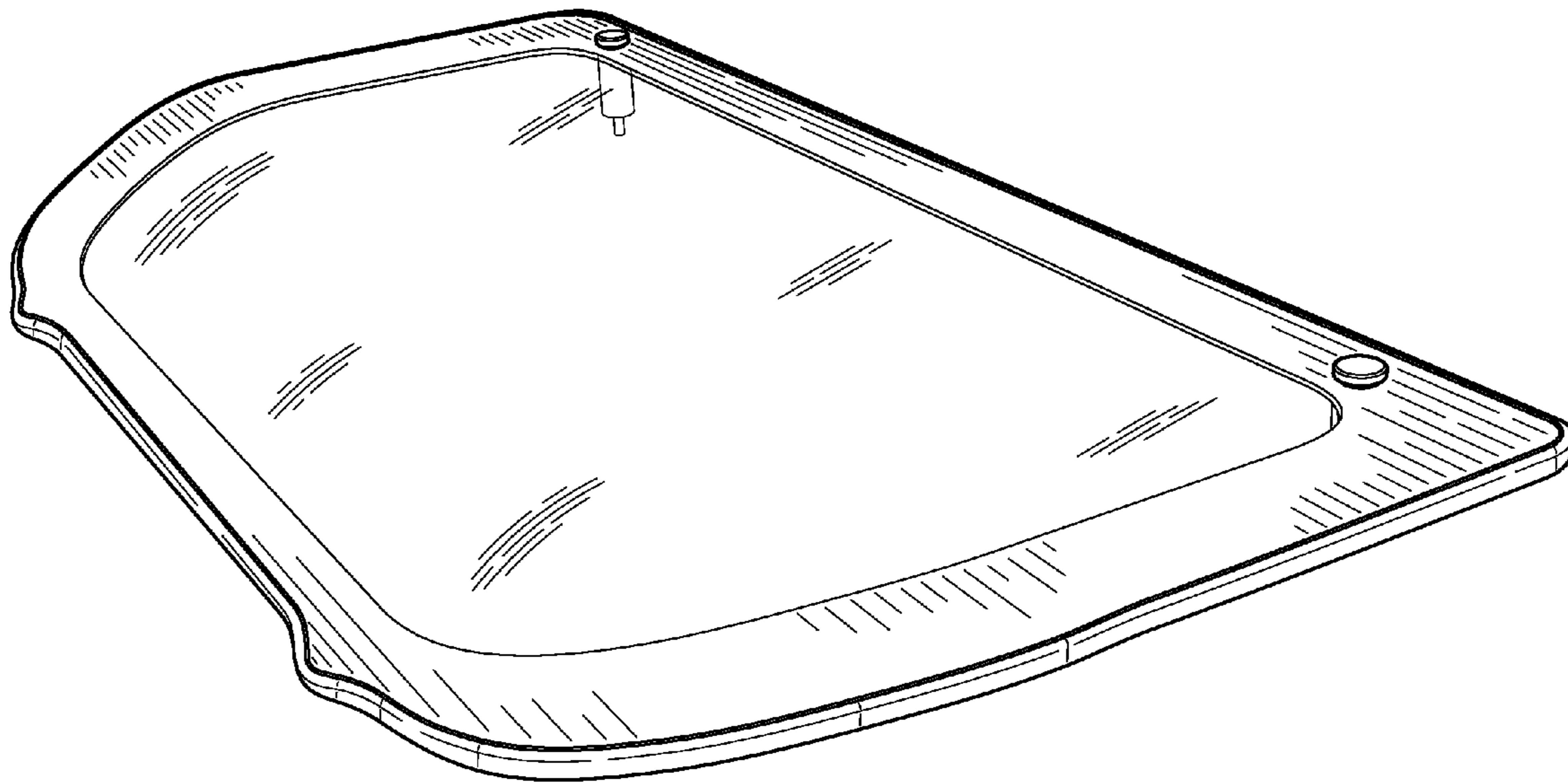
FIG. 3 is a rear elevational view thereof;

FIG. 4 is a left-side elevational view thereof, the right-side elevational view being a mirror image thereof;

FIG. 5 is a top plan view thereof; and,

FIG. 6 is a bottom plan view thereof.

1 Claim, 3 Drawing Sheets



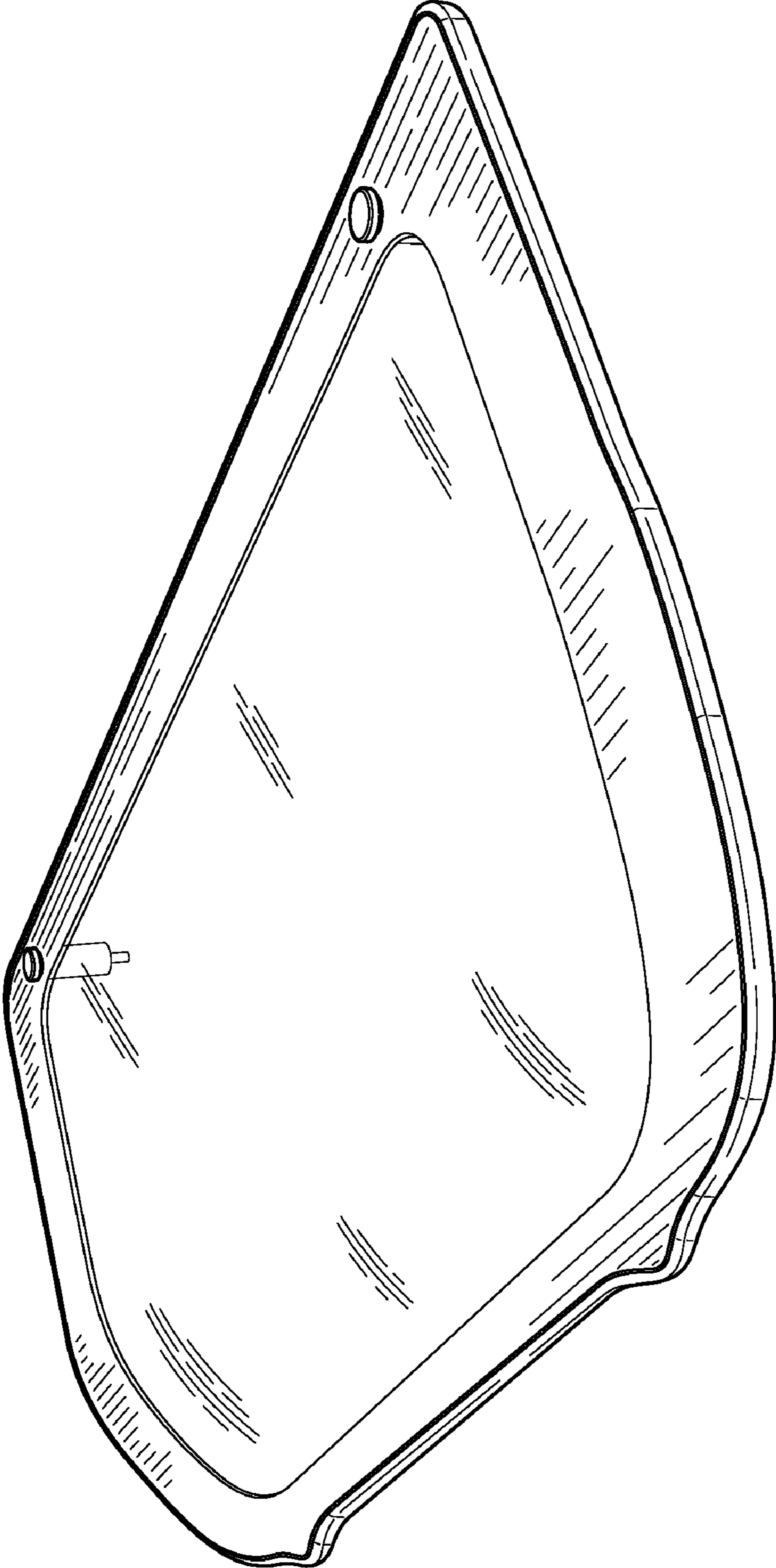


FIG. 1



FIG. 2



FIG. 3

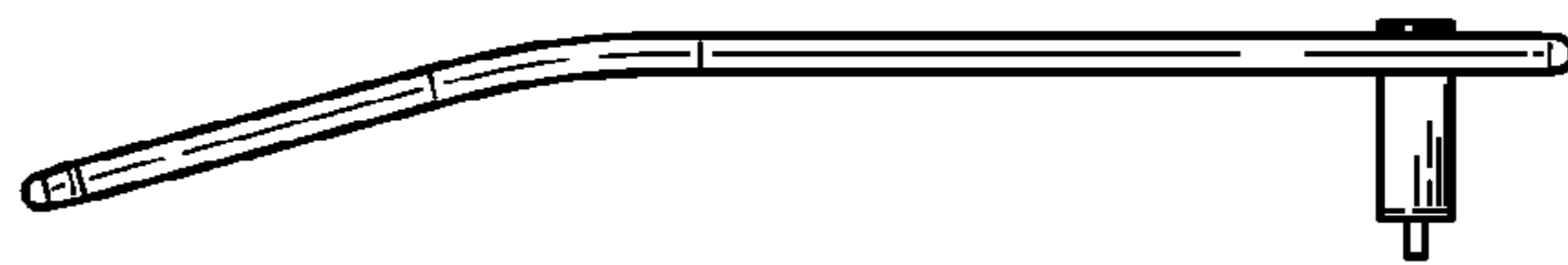


FIG. 4




FIG. 5

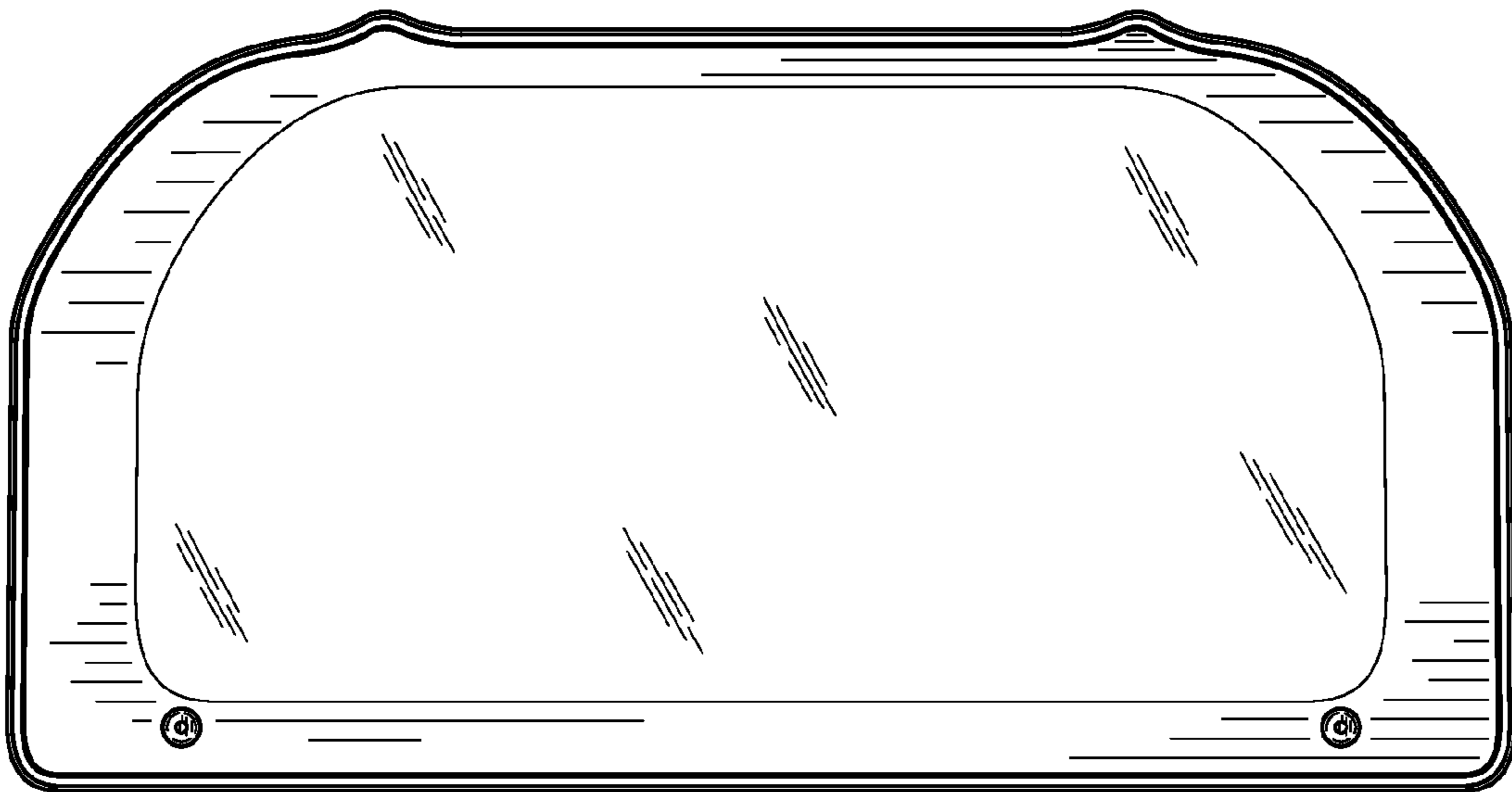


FIG. 6