



US00D624085S

(12) **United States Design Patent**
Gilbert et al.

(10) **Patent No.:** **US D624,085 S**

(45) **Date of Patent:** **** Sep. 21, 2010**

(54) **WIRELESS USB MODEM**

(75) Inventors: **William A. Gilbert**, Carlsbad, CA (US);
Pedro A. Gutierrez, San Diego, CA
(US); **James B. Engleson**, Vancouver
(CA)

(73) Assignee: **Sierra Wireless, Inc.**, Richmond (CA)

(**) Term: **14 Years**

(21) Appl. No.: **29/325,123**

(22) Filed: **Sep. 25, 2008**

(30) **Foreign Application Priority Data**

Apr. 24, 2008 (CA) 125736

(51) **LOC (9) Cl.** **14-02**

(52) **U.S. Cl.** **D14/480.5; D14/242**

(58) **Field of Classification Search** D14/356,
D14/411, 433, 435.1, 436, 137, 155, 167,
D14/168, 203.1–203.8, 240, 242, 299, 480.1–480.7,
D14/484.1, 140, 218, 358, 217, 238.1; D3/201,
D3/273; D13/107, 108, 149, 184, 168; 710/300,
710/301; 439/131, 135–147; 361/679.31,
361/679.33, 679.4, 752; 711/100, 115; 360/69;
379/220.01, 221.01–221.02, 25, 93.09, 93.15,
379/93.14, 156, 900; 455/550.1, 557
See application file for complete search history.

(56) **References Cited**

U.S. PATENT DOCUMENTS

D419,978 S * 2/2000 Mah D14/432
6,522,534 B1 * 2/2003 Wu 361/679.4
6,650,534 B2 * 11/2003 Tree 361/679.4
D484,493 S * 12/2003 Oross et al. D14/218
D518,907 S * 4/2006 Leung D14/480.5
D545,310 S * 6/2007 Chen D14/480.5

D546,327 S * 7/2007 Chen D14/356
D551,666 S * 9/2007 Mattes et al. D14/356
D567,239 S * 4/2008 Perrier et al. D14/356
D597,068 S * 7/2009 Whang D14/203.7
D599,805 S * 9/2009 Perrier et al. D14/480.5
D601,569 S * 10/2009 Landry et al. D14/480.5
D602,494 S * 10/2009 Lannon et al. D14/480.5
2003/0099090 A1 * 5/2003 Su 361/685
2006/0256539 A1 * 11/2006 Mori et al. 361/752

OTHER PUBLICATIONS

Design Registration No. 300893764 [China], filed on Nov. 7, 2007,
granted on Mar. 18, 2009.*

Design Registration No. 300481557.0000 [Korea], filed on Mar. 2,
2007, registered on Feb. 25, 2008.*

* cited by examiner

Primary Examiner—Cathron C Brooks

Assistant Examiner—Karen E Kearney

(74) *Attorney, Agent, or Firm*—Christensen O'Connor
Johnson Kindness PLLC

(57) **CLAIM**

The ornamental design for a wireless USB modem, as shown
and described.

DESCRIPTION

FIG. 1 is a perspective view of a wireless USB modem show-
ing our new design;

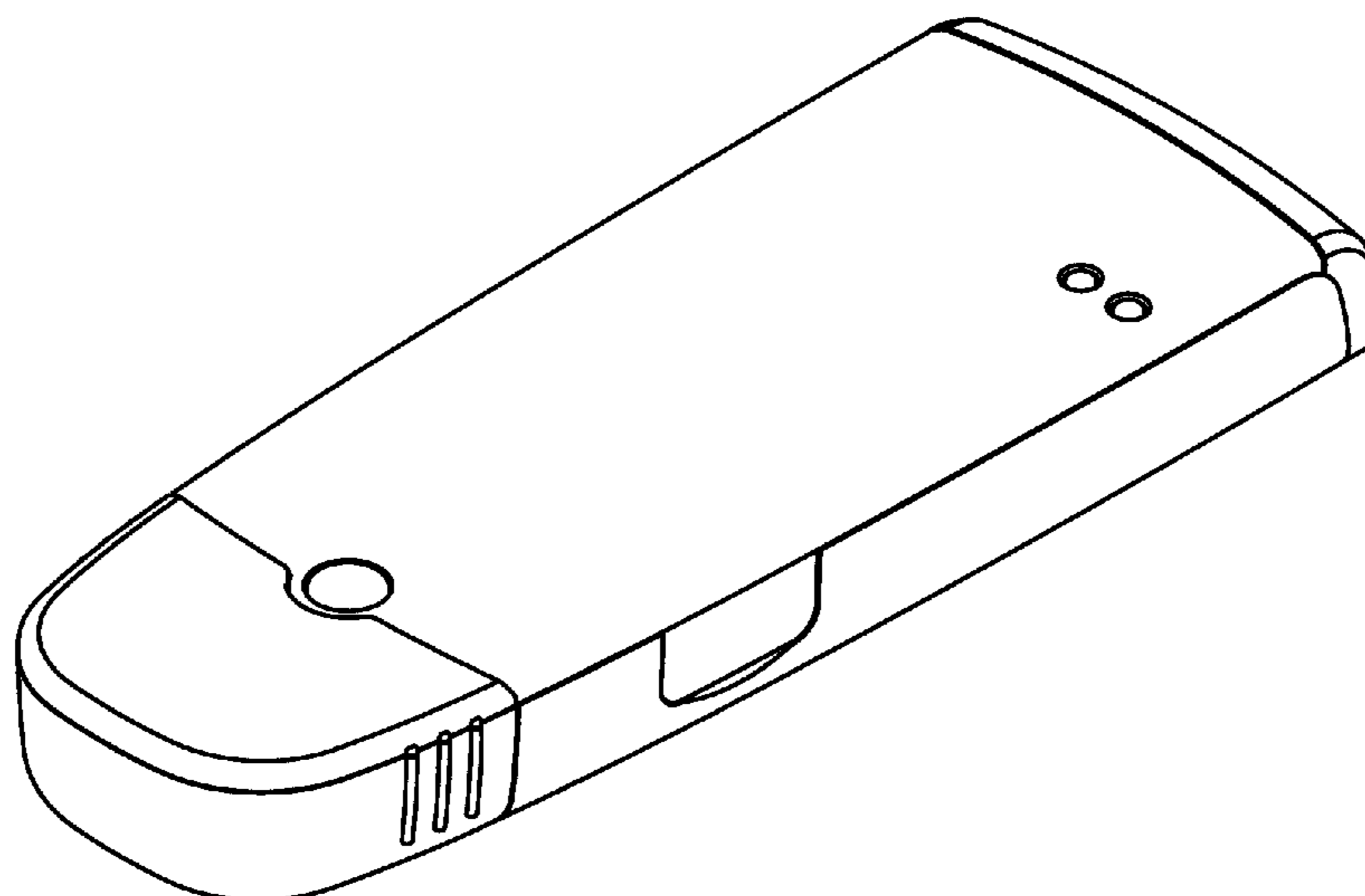
FIG. 2 is a top view of a wireless USB modem of FIG. 1;

FIG. 3 is a bottom view of a wireless USB modem of FIG. 1;

FIG. 4 is a left side view of a wireless USB modem of FIG. 1;
and,

FIG. 5 is a right side view of a wireless USB modem of FIG.
1.

1 Claim, 5 Drawing Sheets



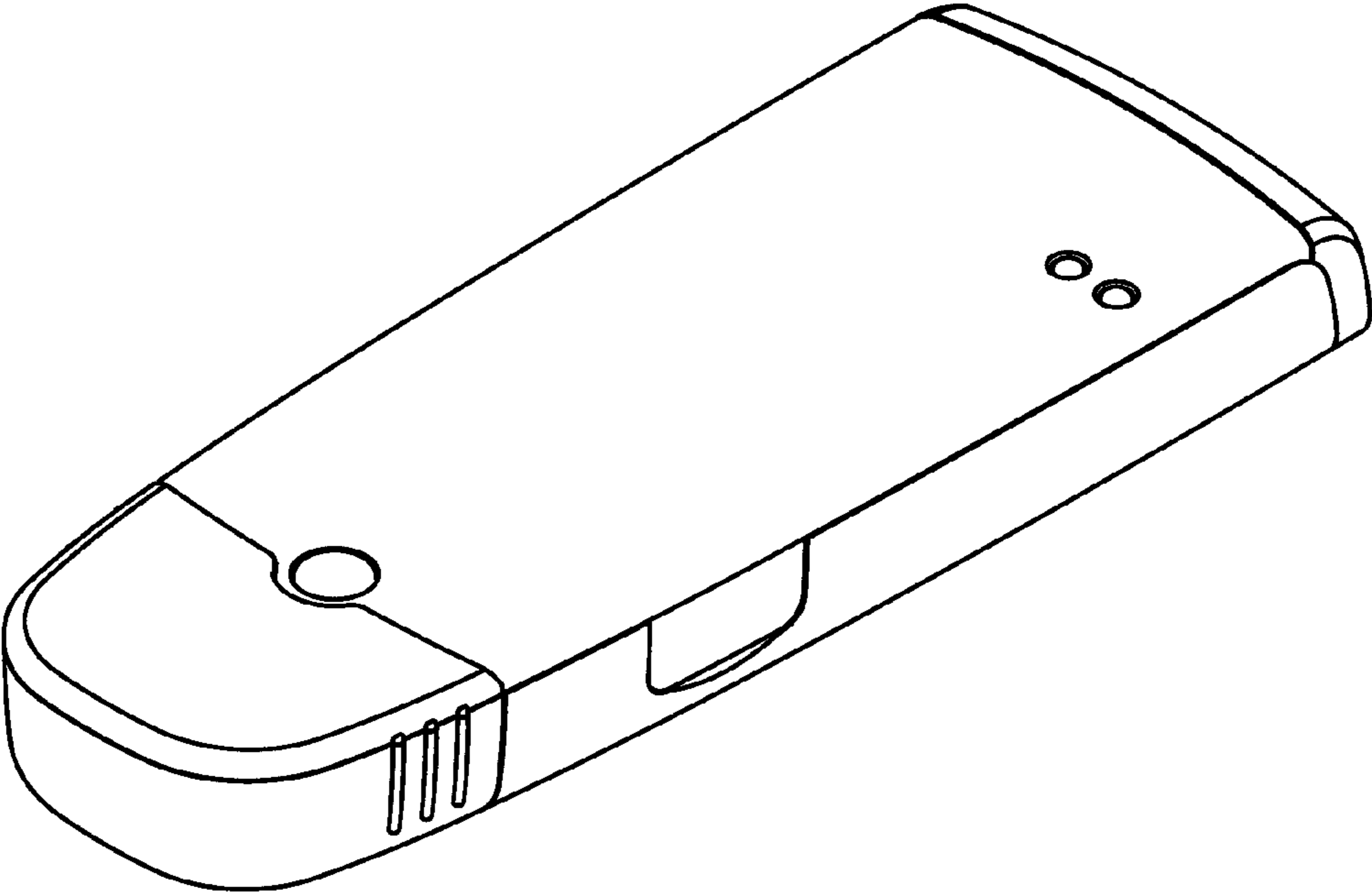


Figure 1




Figure 2




Figure 3




Figure 4

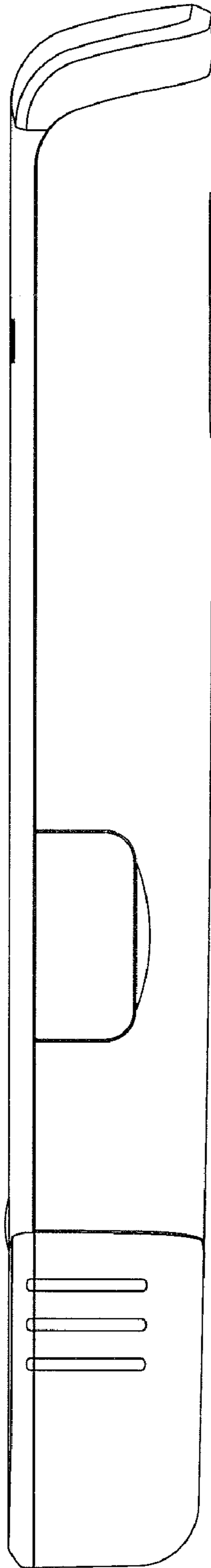


Figure 5