



US00D624076S

(12) **United States Design Patent**
Huh et al.

(10) **Patent No.:** **US D624,076 S**
(45) **Date of Patent:** **** Sep. 21, 2010**

(54) **PORTABLE DISC DRIVE**

(75) Inventors: **Byung Mu Huh**, Seoul (KR); **Sun Ha Park**, Seoul (KR)

(73) Assignee: **LG Electronics Inc.**, Seoul (KR)

(**) Term: **14 Years**

(21) Appl. No.: **29/351,500**

(22) Filed: **Dec. 7, 2009**

(30) **Foreign Application Priority Data**

Jun. 9, 2009 (KR) 30-2009-0025465

(51) **LOC (9) Cl.** **14-02**

(52) **U.S. Cl.** **D14/366**

(58) **Field of Classification Search** D14/496,
D14/125, 135, 167, 314, 341, 348, 353, 356-570,
D14/383, 385; D13/184; 220/4.02; 361/679.31-679.45;
369/30.03

See application file for complete search history.

(56) **References Cited**

U.S. PATENT DOCUMENTS

D250,529 S *	12/1978	Kaye	D13/103
D307,585 S *	5/1990	Dickson	D14/137
D309,728 S *	8/1990	Nuttall et al.	D14/356
D332,445 S *	1/1993	Lin	D14/368
D386,479 S *	11/1997	Lassmann et al.	D14/385
D396,700 S *	8/1998	Butts et al.	D14/385
D435,044 S *	12/2000	Oviatt et al.	D14/356
D448,353 S *	9/2001	Chang	D14/125
D452,240 S *	12/2001	Huh et al.	D14/351
D463,411 S *	9/2002	Stokes et al.	D14/240
D484,881 S *	1/2004	Lai	D14/385
D501,473 S *	2/2005	Nakata	D14/341

6,891,721 B2 *	5/2005	Huang	361/679.33
D511,513 S *	11/2005	Nilsen	D14/240
D511,774 S *	11/2005	Tanio	D14/368
D520,502 S *	5/2006	Xu et al.	D14/356
D528,080 S *	9/2006	Wells	D14/125
D528,537 S *	9/2006	Wang	D14/230
D576,164 S *	9/2008	Takahashi	D14/385
D577,020 S *	9/2008	Park	D14/363
D590,395 S *	4/2009	Heggland	D14/363
D592,661 S *	5/2009	Woo et al.	D14/358
D604,725 S *	11/2009	Chen	D14/240
7,679,895 B2 *	3/2010	Atallah	361/679.32
2005/0041387 A1 *	2/2005	Lee	361/685

* cited by examiner

Primary Examiner—Robin V Webster

Assistant Examiner—Karen E Kearney

(74) *Attorney, Agent, or Firm*—Morgan Lewis & Bockius LLP

(57) **CLAIM**

The ornamental design for a portable disc drive, as shown and described.

DESCRIPTION

FIG. 1 is a top, front, perspective view of a portable disc drive showing our new design;

FIG. 2 is a front view thereof;

FIG. 3 is a rear view thereof;

FIG. 4 is a left side view thereof;

FIG. 5 is a right side view thereof;

FIG. 6 is a top plan view thereof; and,

FIG. 7 is a bottom plan view thereof.

1 Claim, 4 Drawing Sheets

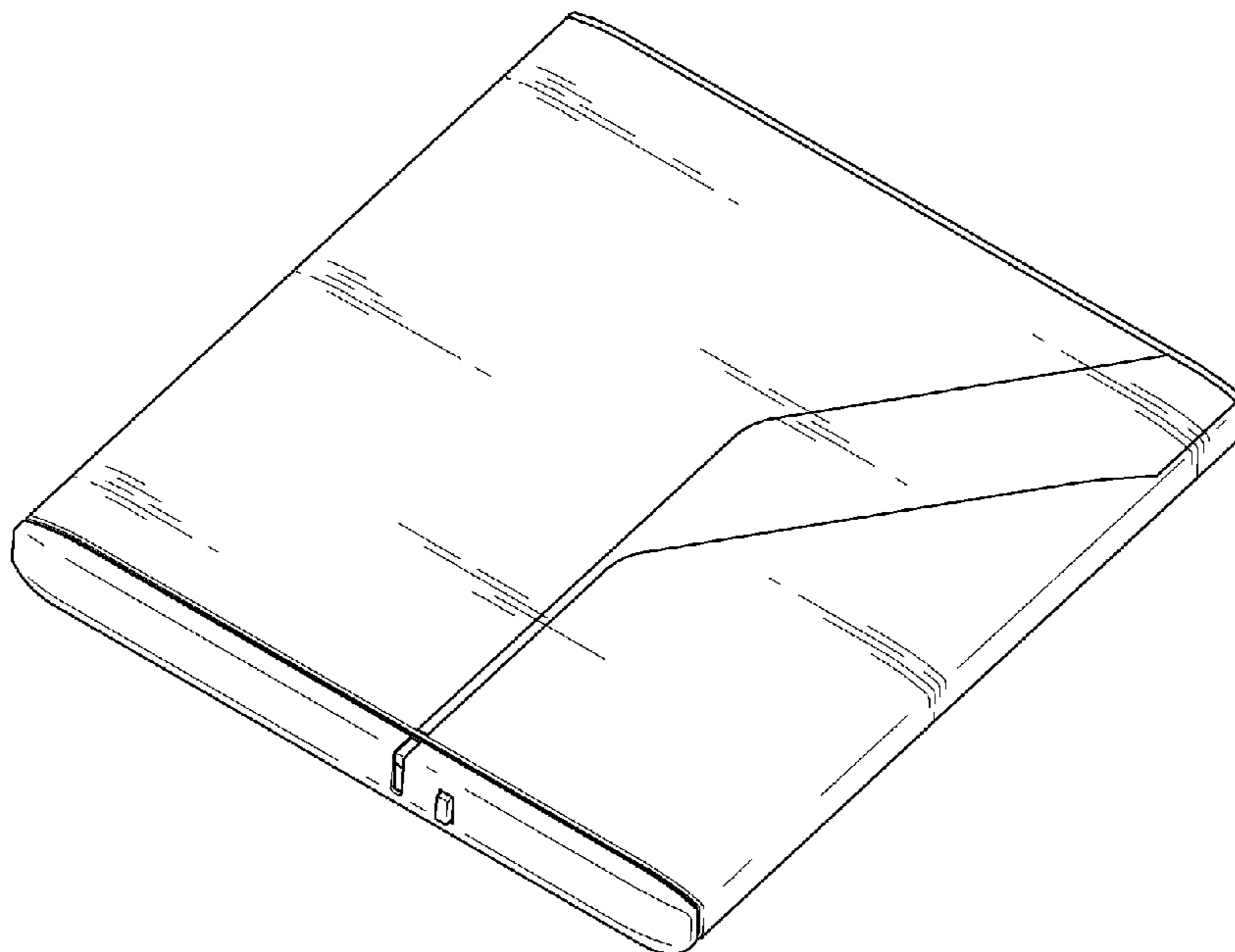


FIG. 1

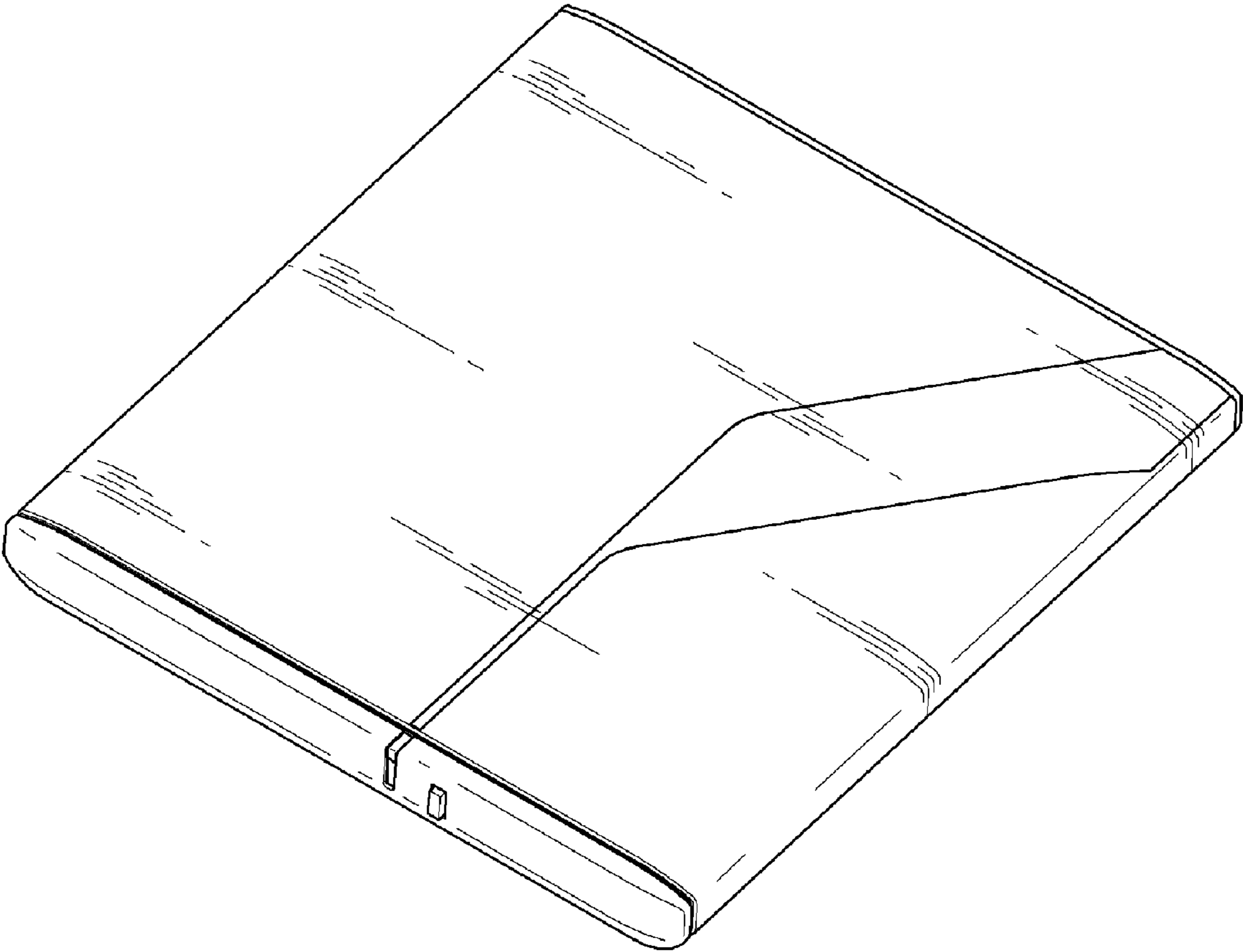


FIG. 2

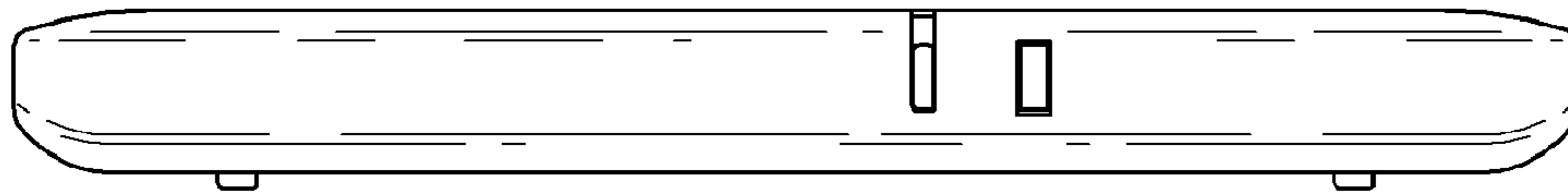


FIG. 3



FIG. 4

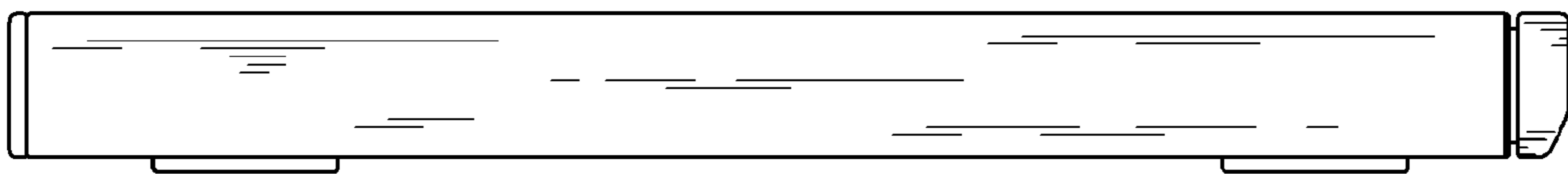


FIG. 5

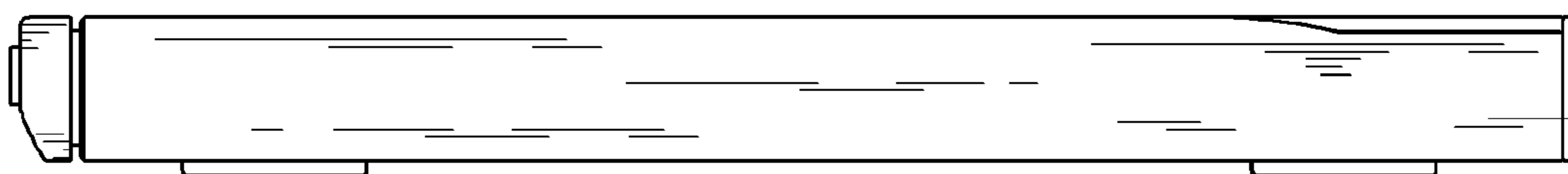


FIG. 6

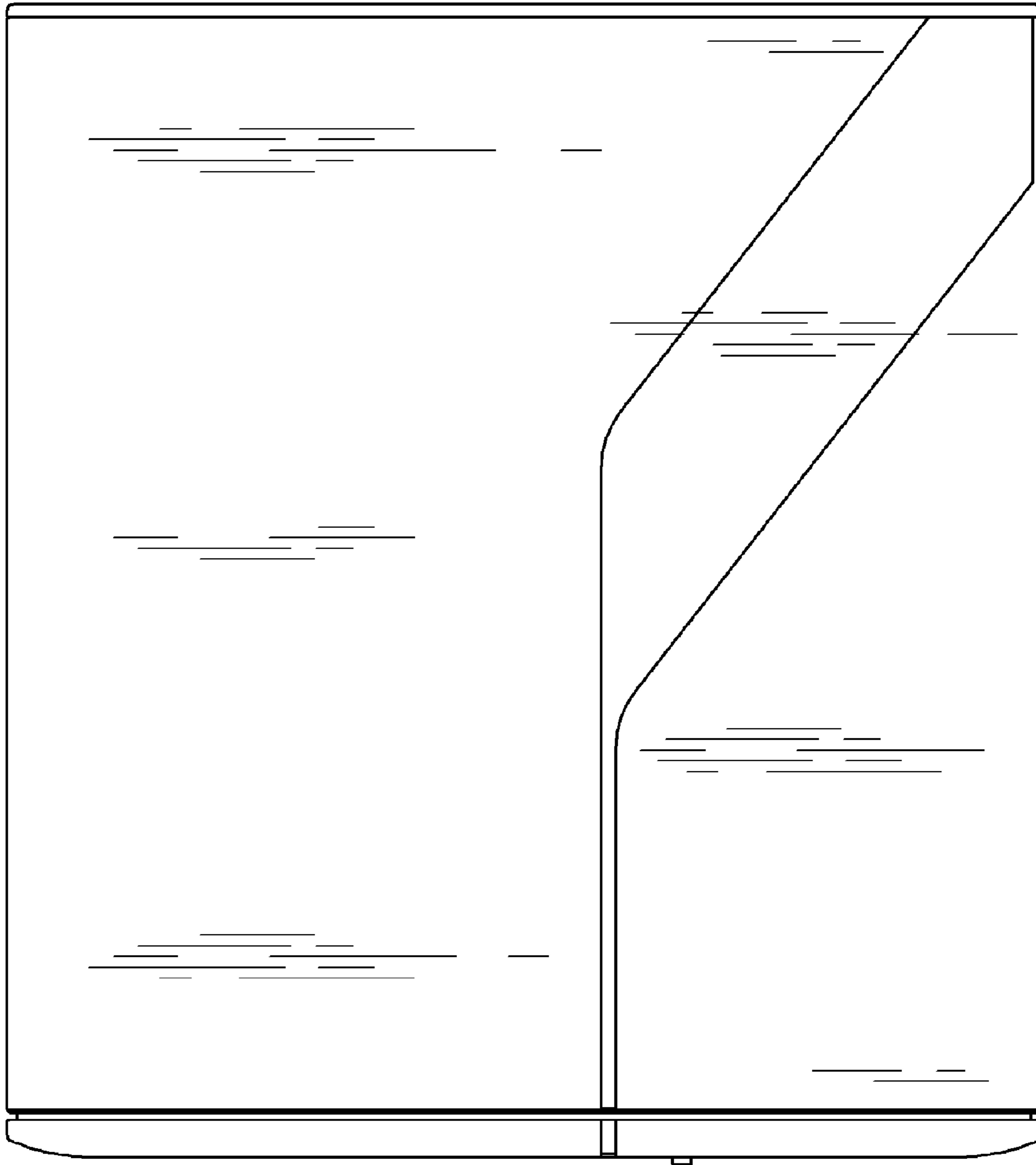


FIG. 7

