



US00D624058S

(12) **United States Design Patent**  
**Kolton**

(10) **Patent No.:** **US D624,058 S**

(45) **Date of Patent:** **\*\* Sep. 21, 2010**

(54) **EARPHONE MICROPHONE**

(76) Inventor: **Timothy Val Kolton**, 6464 Sunset Blvd.,  
Suite 500, Hollywood, CA (US) 90028

(\*\*) Term: **14 Years**

(21) Appl. No.: **29/345,654**

(22) Filed: **Oct. 20, 2009**

(51) **LOC (9) Cl.** ..... **14-01**

(52) **U.S. Cl.** ..... **D14/225; D14/205**

(58) **Field of Classification Search** ..... D14/205,  
D14/206, 223, 188, 192, 225, 226, 217, 218,  
D14/228, 240; D13/133, 146, 147, 168;  
381/170, 174, 355, 356, 380, 381; 379/430,  
379/431; 455/90.1, 90.2, 575.1, 575.2; D10/49  
See application file for complete search history.

(56) **References Cited**

**U.S. PATENT DOCUMENTS**

3,049,582	A *	8/1962	Shinn	.....	174/92
3,588,384	A *	6/1971	Negley	.....	381/375
D310,349	S *	9/1990	Rowen	.....	D13/168
D326,655	S *	6/1992	Iribe	.....	D14/192
D344,522	S *	2/1994	Taniguchi	.....	D14/218
D392,979	S *	3/1998	Inukai	.....	D14/228
D433,404	S *	11/2000	Thakur	.....	D14/218
D448,361	S *	9/2001	Bergfeldt	.....	D14/225
D462,945	S *	9/2002	Skulley	.....	D14/218

D463,787	S *	10/2002	Beraut et al.	.....	D14/218
D465,476	S *	11/2002	Golding et al.	.....	D14/238.1
D465,477	S *	11/2002	Beraut et al.	.....	D14/218
D469,080	S *	1/2003	Kohli	.....	D14/192
D476,307	S *	6/2003	Ng	.....	D14/192
D589,028	S *	3/2009	Haapapuro et al.	.....	D14/206
D593,999	S *	6/2009	Mauritzsson	.....	D14/225

\* cited by examiner

*Primary Examiner*—Paula Greene

(74) *Attorney, Agent, or Firm*—Edwin Tarver; Lauson & Tarver

(57) **CLAIM**

The ornamental design for an earphone microphone, as shown and described.

**DESCRIPTION**

FIG. 1 is a perspective view of an earphone microphone showing my new design, the cord is drawn broken away for purposes of illustration;

FIG. 2 is a front view thereof;

FIG. 3 is a rear view thereof;

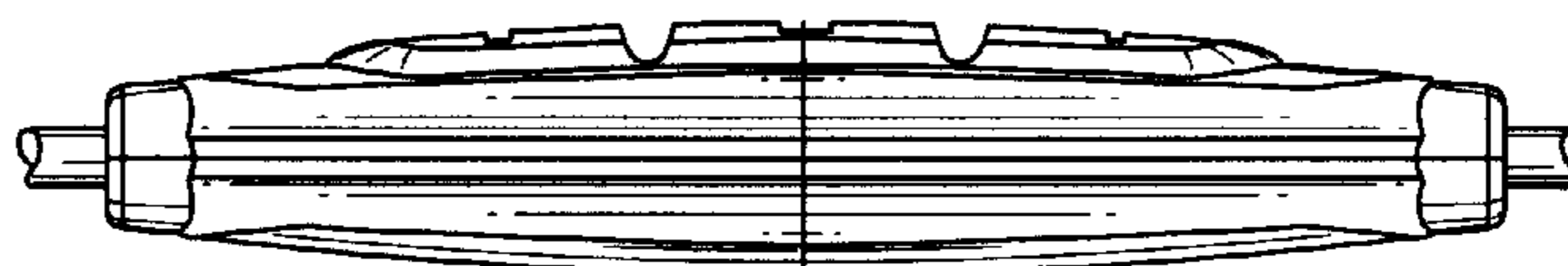
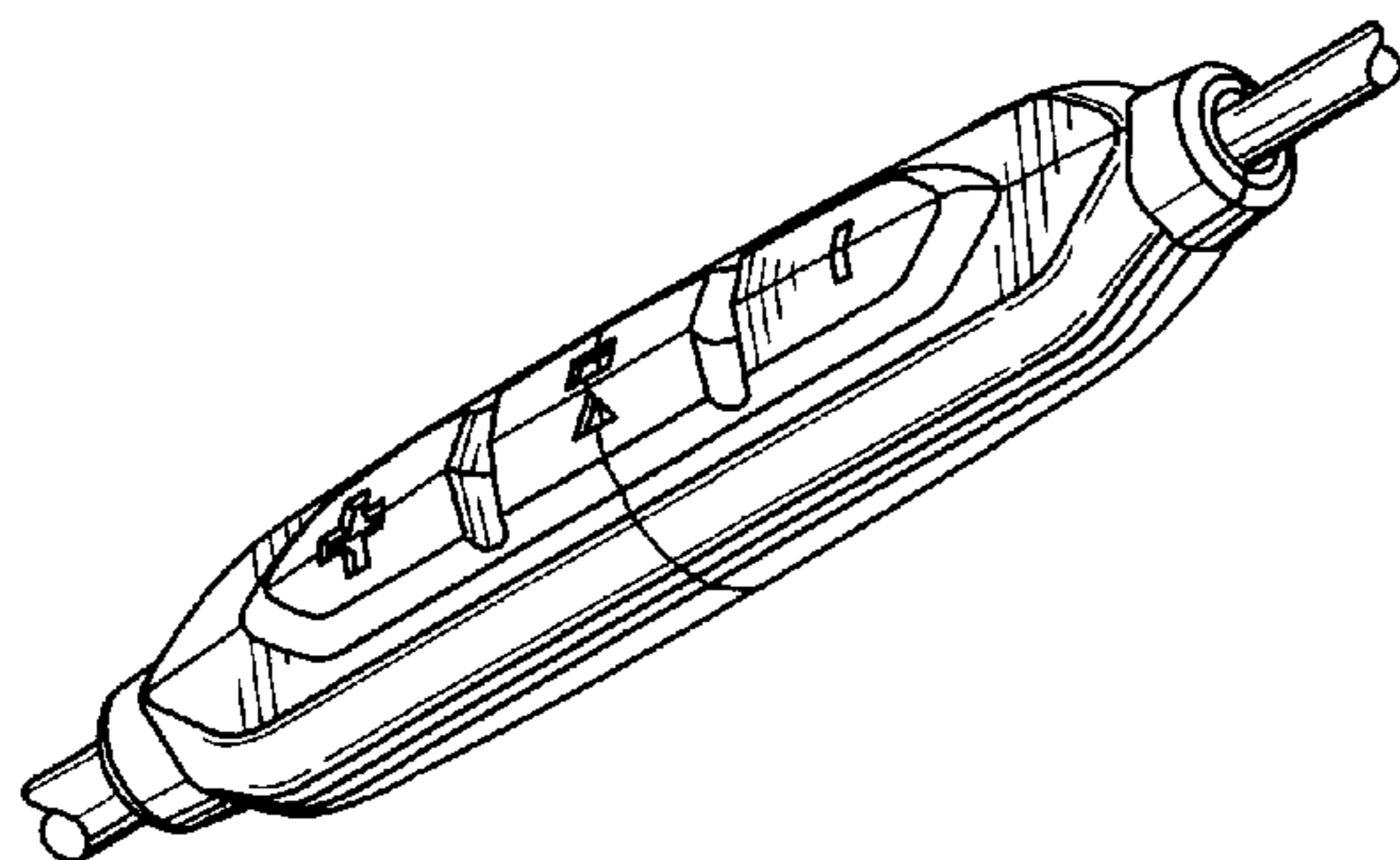
FIG. 4 is a left side view thereof;

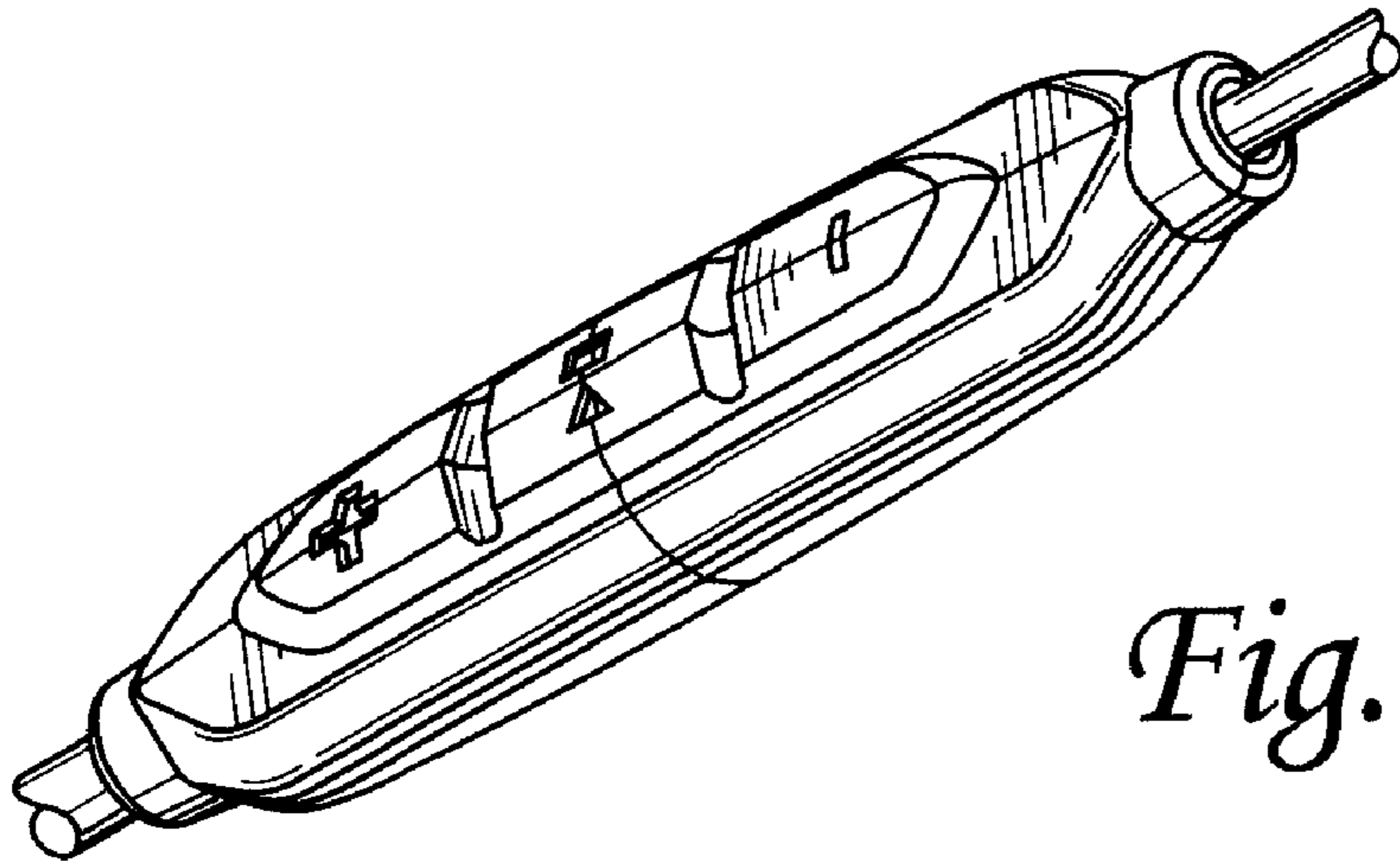
FIG. 5 is a right side view thereof;

FIG. 6 is a top view thereof; and,

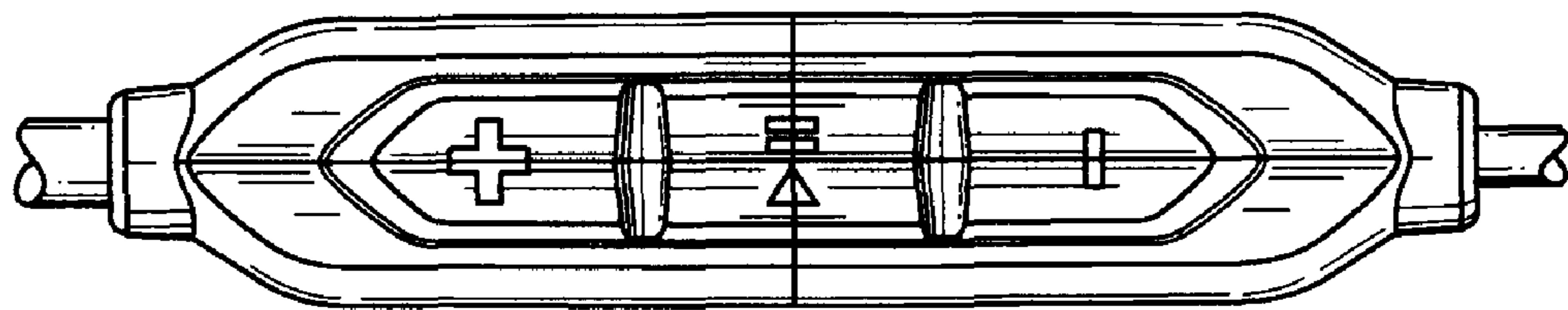
FIG. 7 is a bottom view thereof.

**1 Claim, 2 Drawing Sheets**

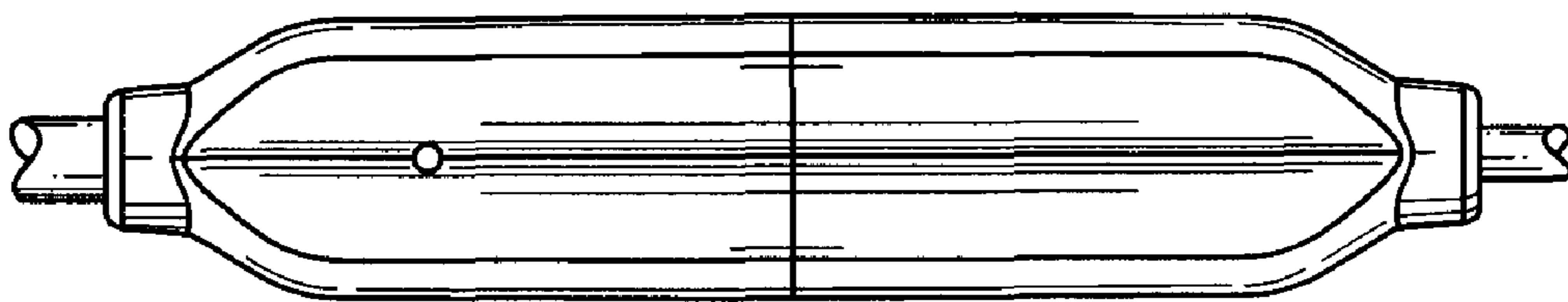




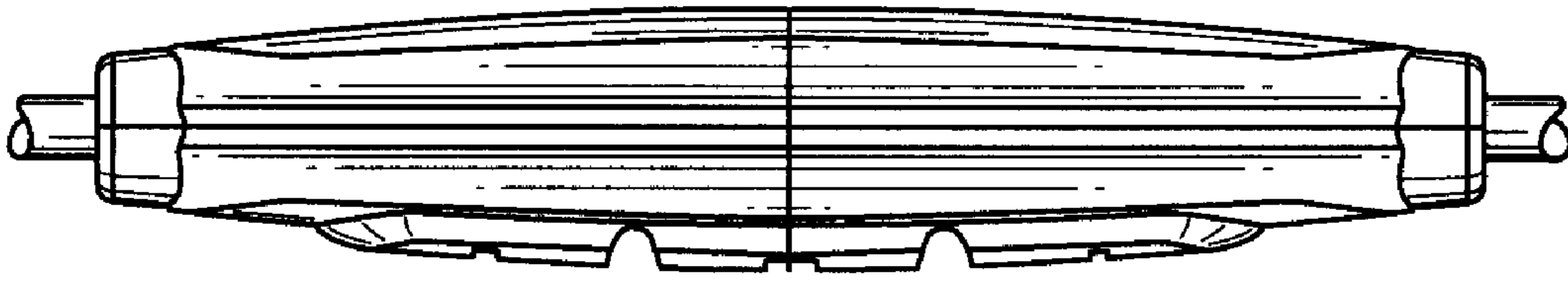
*Fig. 1*




*Fig. 2*



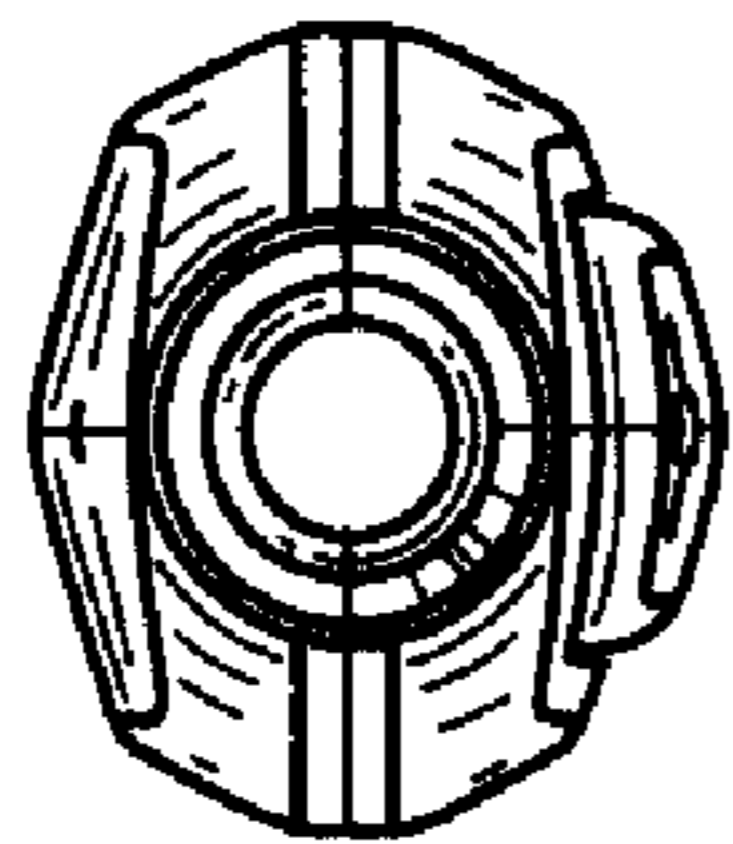
*Fig. 3*



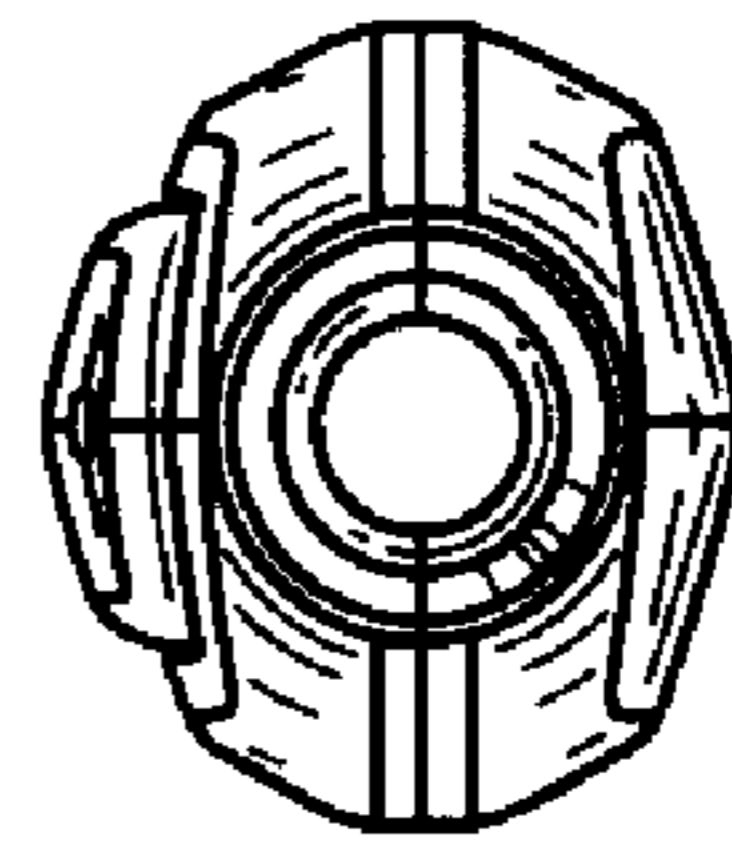
*Fig. 4*



*Fig. 5*



*Fig. 6*



*Fig. 7*