



US00D624047S

(12) **United States Design Patent**  
**Kim**

(10) **Patent No.:** **US D624,047 S**

(45) **Date of Patent:** **\*\* Sep. 21, 2010**

(54) **SPEAKER**

D506,746 S \* 6/2005 Hioki ..... D14/215  
D542,777 S \* 5/2007 Sato ..... D14/215  
D544,466 S \* 6/2007 Pincek et al. .... D14/214

(75) Inventor: **Jin-Wook Kim**, Kimcheon-si (KR)

(73) Assignee: **Samsung Electronics Co., Ltd.**,  
Yeongtong-gu, Suwon-si, Gyeonggi-do  
(KR)

\* cited by examiner

*Primary Examiner*—Nanda Bondade  
(74) *Attorney, Agent, or Firm*—Lexyoume IP Group, PLLC.

(\*\*) Term: **14 Years**

(21) Appl. No.: **29/348,820**

(57) **CLAIM**

The ornamental design for a speaker, as shown and described.

(22) Filed: **Feb. 12, 2010**

**DESCRIPTION**

(51) **LOC (9) Cl.** ..... **14-01**

(52) **U.S. Cl.** ..... **D14/215**

(58) **Field of Classification Search** ..... D14/204,  
D14/210–216, 168, 172; 181/143–144, 147–148,  
181/150–153, 157, 198–199; 381/300–303,  
381/306, 332–333, 336, 345, 361–364, 386–388  
See application file for complete search history.

FIG. 1 is a perspective view of a speaker showing my new design;

FIG. 2 is a front elevational view thereof;

FIG. 3 is a rear elevational view thereof;

FIG. 4 is a left side elevational view thereof;

FIG. 5 is a right side elevational view thereof;

FIG. 6 is a top plan view thereof; and,

FIG. 7 is a bottom plan view thereof.

The broken lines in the drawings are for illustrative purpose only and form no part of the claimed design.

(56) **References Cited**

**U.S. PATENT DOCUMENTS**

D265,823 S \* 8/1982 Hartwein ..... D14/214  
D333,467 S \* 2/1993 Yamamoto ..... D14/214  
5,875,255 A \* 2/1999 Campbell ..... 381/345  
D506,745 S \* 6/2005 Sitoh ..... D14/214

**1 Claim, 7 Drawing Sheets**




FIG.1




FIG.2

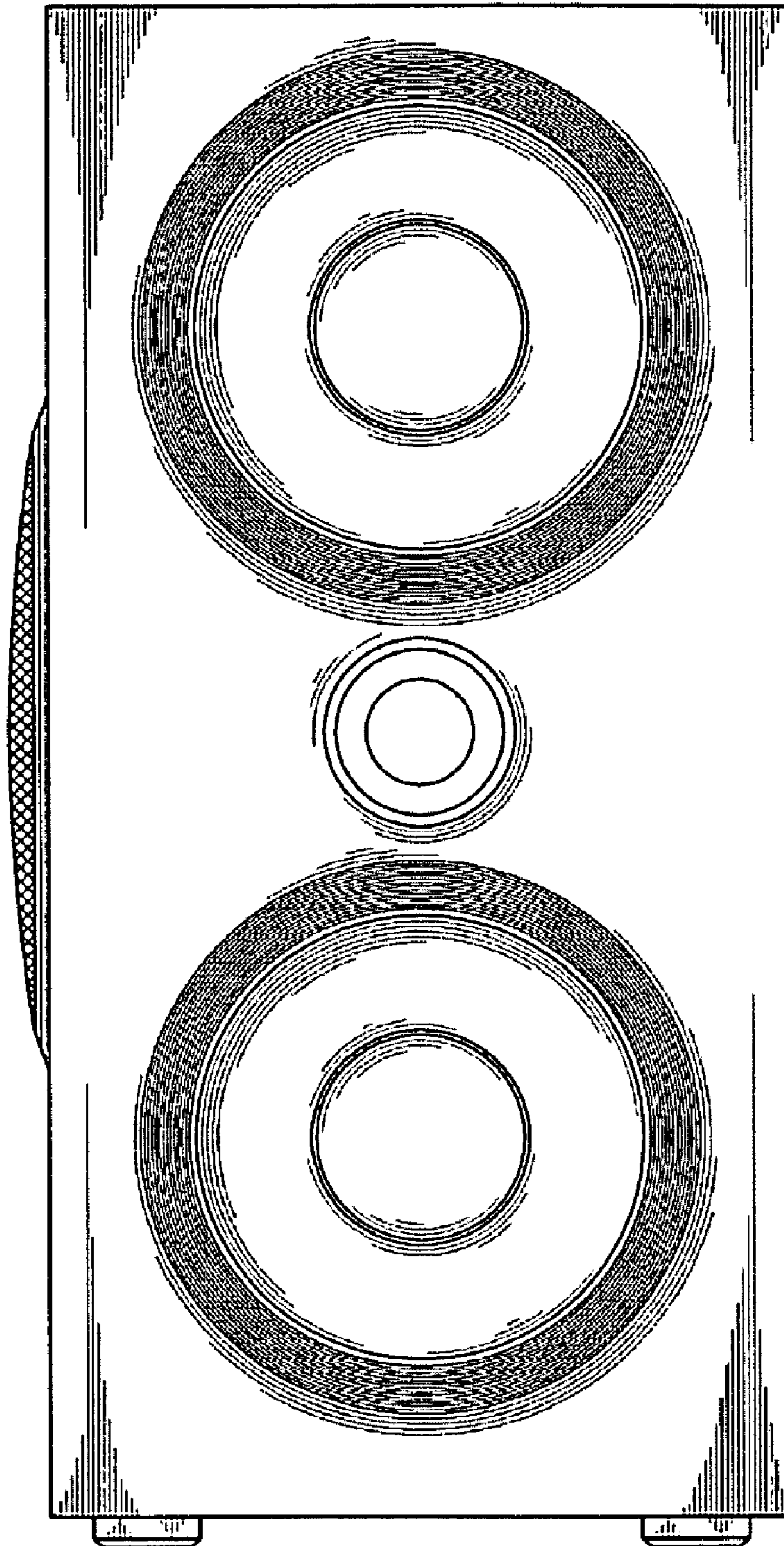


FIG.3




FIG.4

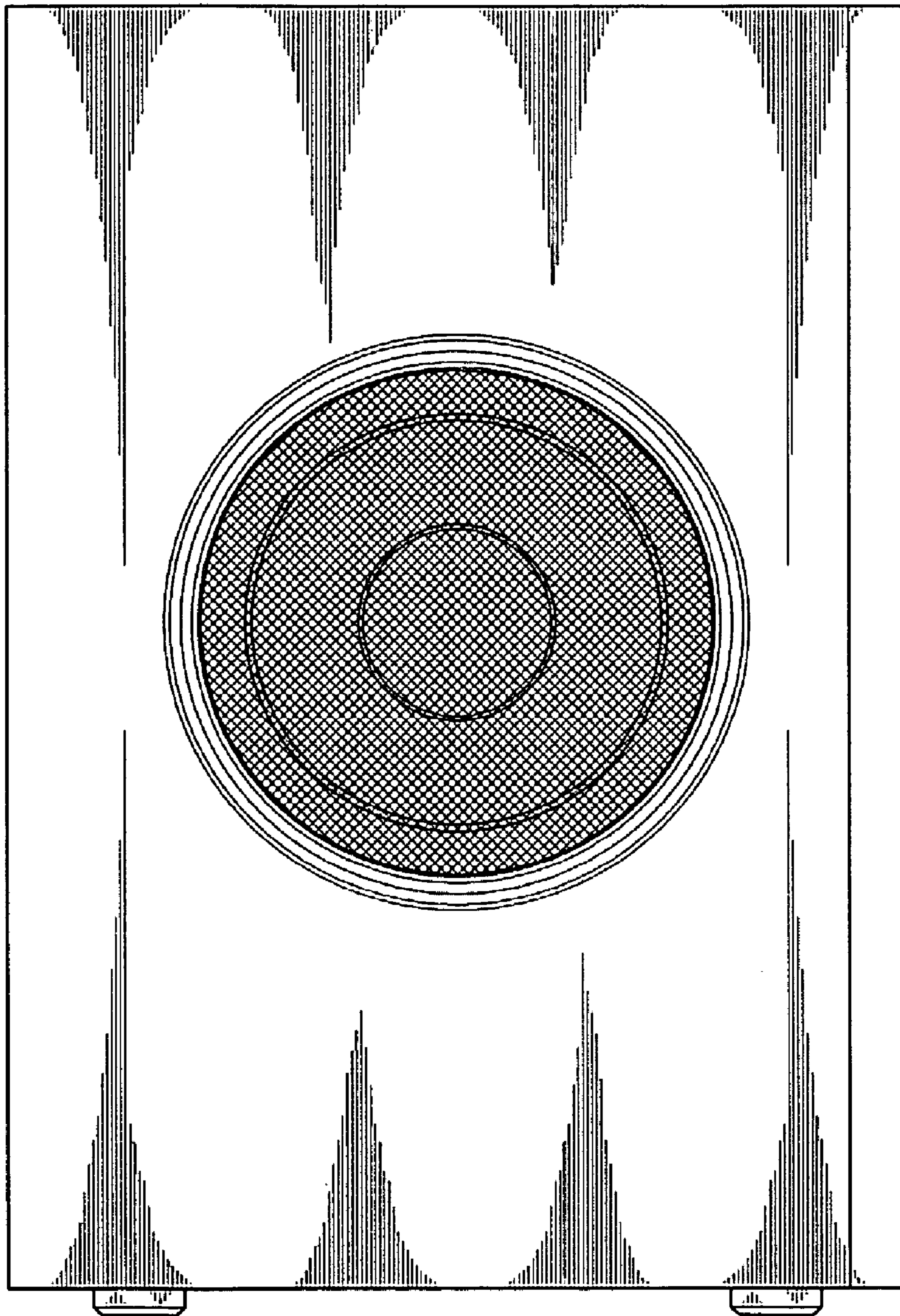


FIG.5




FIG. 6




FIG. 7

