



US00D624025S

(12) **United States Design Patent**
Luo et al.

(10) **Patent No.:** **US D624,025 S**

(45) **Date of Patent:** **** Sep. 21, 2010**

(54) **CLIP FOR CONTACTING**

(75) Inventors: **Jin-Bo Luo**, Guang-Dong (CN);
Hong-Tu Zhang, Guang-Dong (CN);
Ping-Chih Chen, Tu-Cheng (TW);
Ming-Chiang Chen, Tu-Cheng (TW)

(73) Assignee: **Cheng UEI Precision Industry Co., Ltd.**, Tu-Cheng, Taipei Hsien (TW)

(**) Term: **14 Years**

(21) Appl. No.: **29/357,754**

(22) Filed: **Mar. 16, 2010**

(51) **LOC (9) Cl.** **13-03**

(52) **U.S. Cl.** **D13/154; D13/133; D13/120**

(58) **Field of Classification Search** D13/103-106,
D13/118-121, 133, 146, 147, 154, 184, 199;
439/844, 849, 850-852, 865-867, 870, 877,
439/884-891

See application file for complete search history.

(56) **References Cited**

U.S. PATENT DOCUMENTS

3,369,210 A * 2/1968 Menickella 439/32
3,604,065 A * 9/1971 Slominski 24/23 R
D410,226 S * 5/1999 Yoshiura D13/133
D522,454 S * 6/2006 Suzuki et al. D13/121

D522,966 S * 6/2006 Suzuki et al. D13/121
D569,802 S * 5/2008 Long et al. D13/133
D572,191 S * 7/2008 Chen et al. D13/120
D582,348 S * 12/2008 Shiu D13/154
D589,903 S * 4/2009 Duan et al. D13/154
D601,970 S * 10/2009 Peng et al. D13/154
D605,600 S * 12/2009 Liao et al. D13/154
D607,835 S * 1/2010 Huang D13/154

* cited by examiner

Primary Examiner—Rosemary K Tarcza

(74) *Attorney, Agent, or Firm*—Cheng-Ju Chiang

(57) **CLAIM**

The ornamental design for a clip for contacting, as shown and described.

DESCRIPTION

FIG. 1 is a perspective view of a clip for contacting showing our new design;

FIG. 2 is a front elevational view thereof;

FIG. 3 is a rear elevational view thereof;


FIG. 4 is a left side elevational view thereof;

FIG. 5 is a right side elevational view thereof;

FIG. 6 is a top plan view thereof; and,

FIG. 7 is a bottom plan view thereof.

1 Claim, 7 Drawing Sheets






FIG. 1

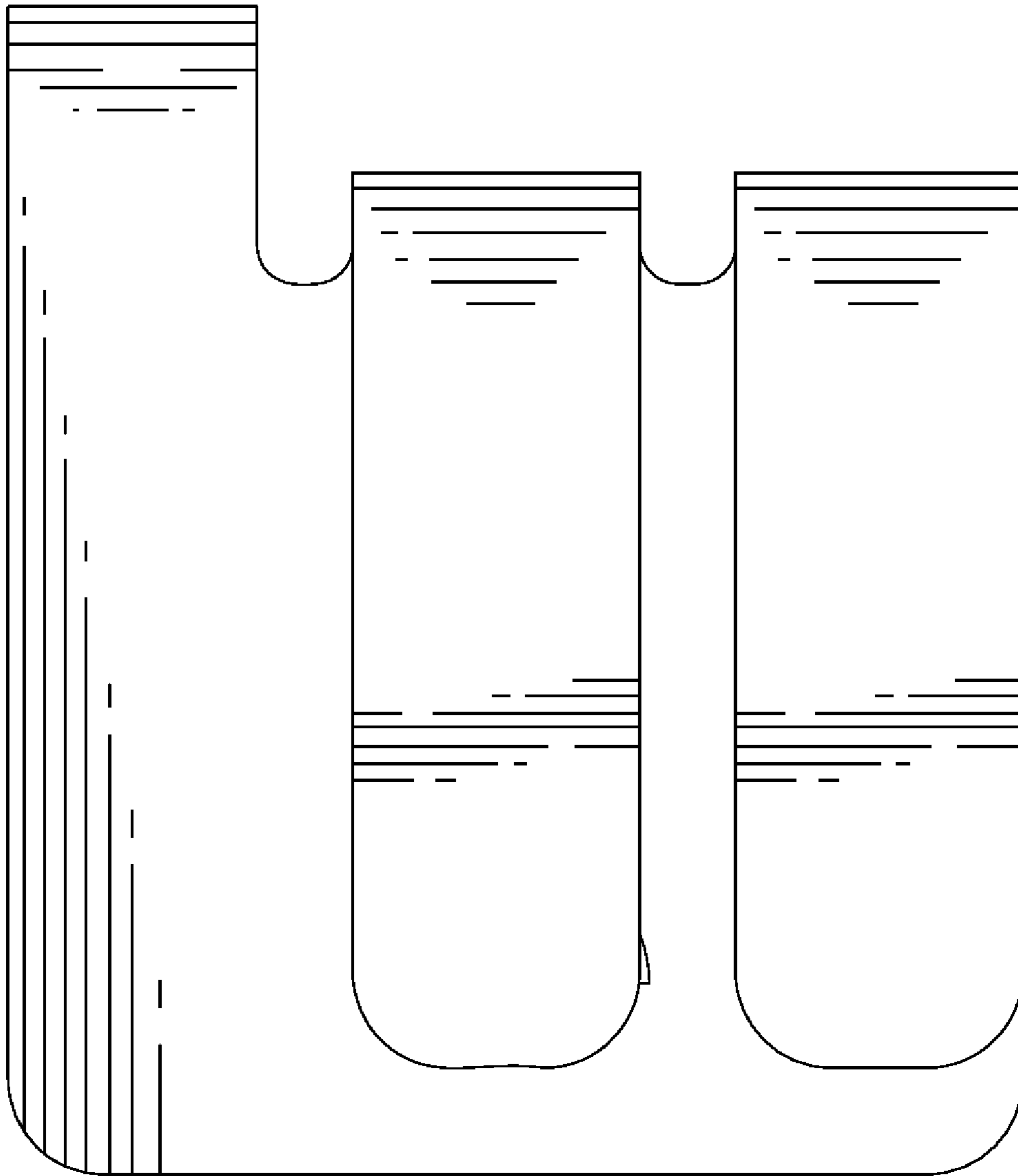


FIG. 2

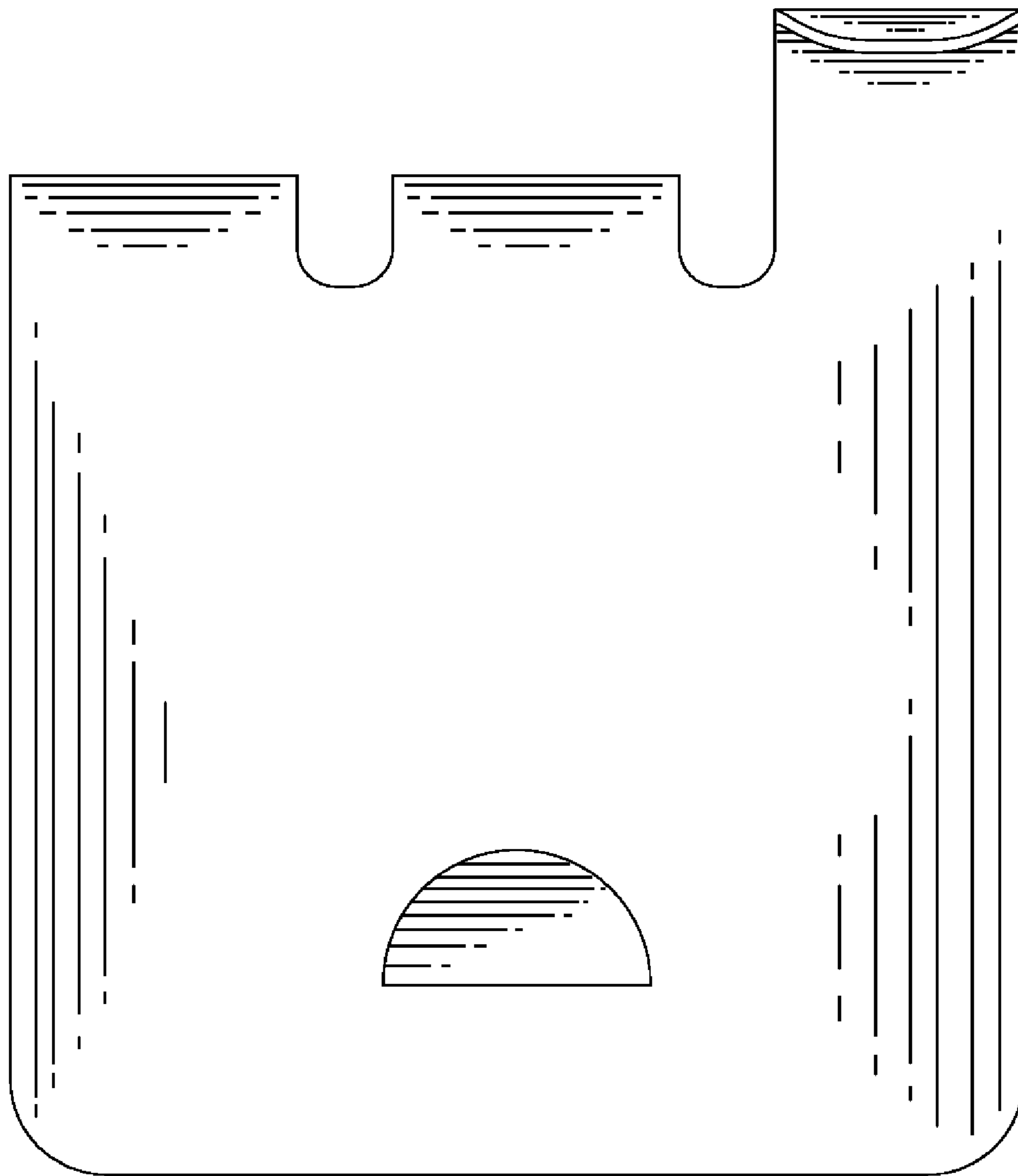


FIG. 3

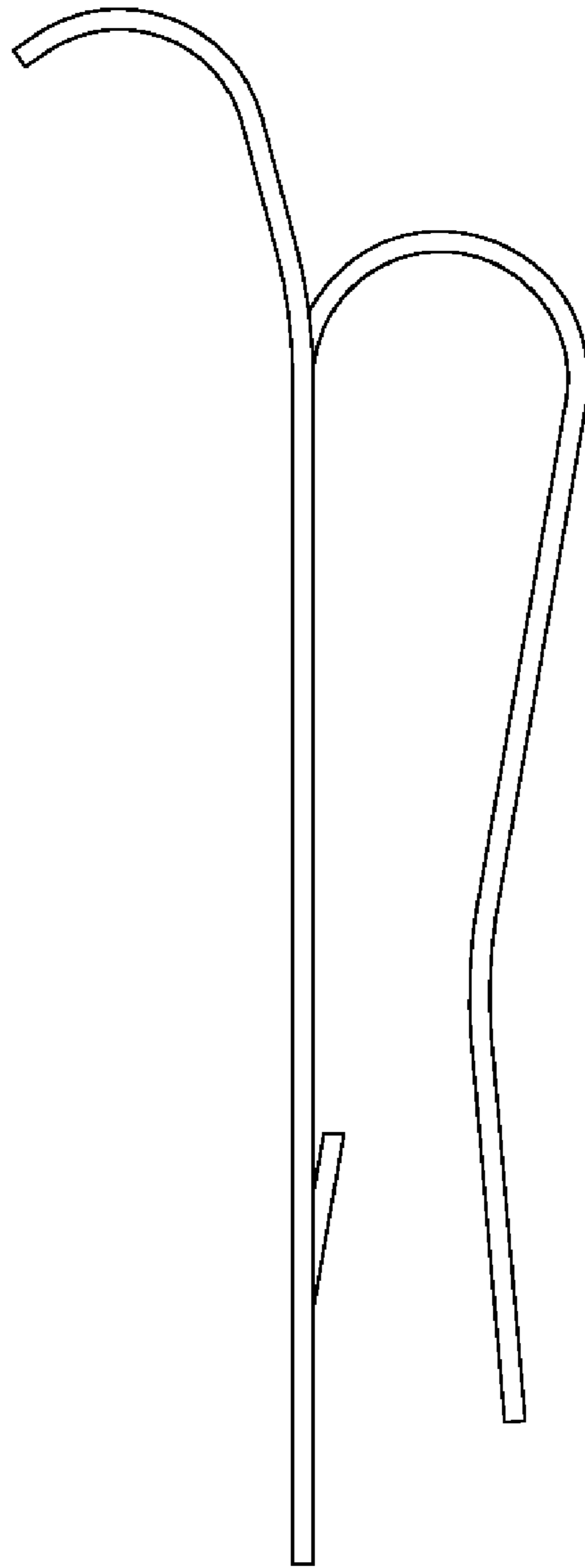


FIG. 4

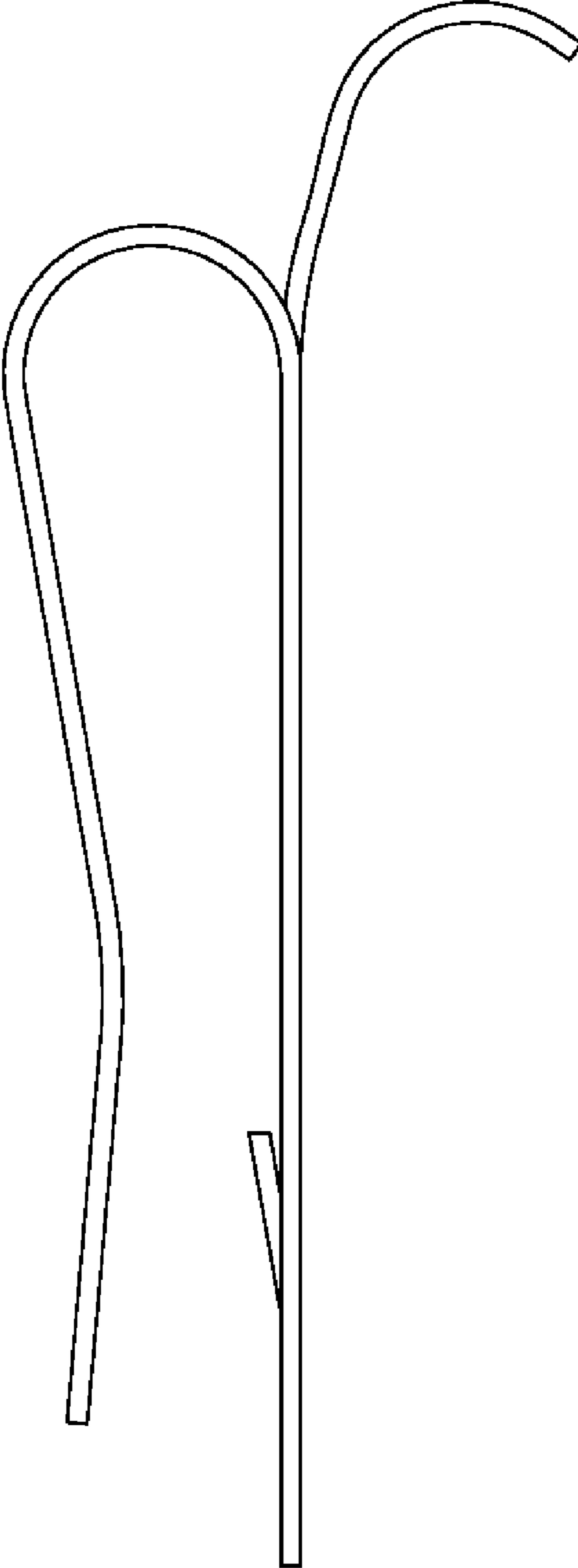


FIG. 5




FIG. 6



FIG. 7