



US00D624018S

(12) **United States Design Patent**
Ishizuka et al.

(10) **Patent No.:** **US D624,018 S**
(45) **Date of Patent:** **** Sep. 21, 2010**

(54) **STATOR FOR A VEHICLE ROTARY ELECTRIC MACHINE**

(75) Inventors: **Atsuo Ishizuka**, Nagoya (JP); **Shinji Kouda**, Kariya (JP); **Shinichi Ogawa**, Obu (JP)

(73) Assignee: **Denso Corporation**, Kariya (JP)

(**) Term: **14 Years**

(21) Appl. No.: **29/352,970**

(22) Filed: **Dec. 30, 2009**

Related U.S. Application Data

(62) Division of application No. 29/309,963, filed on Nov. 20, 2008.

(30) **Foreign Application Priority Data**

May 28, 2008	(JP)	2008-013428
May 28, 2008	(JP)	2008-013429
May 28, 2008	(JP)	2008-013430
Jun. 13, 2008	(JP)	2008-015235
Jun. 13, 2008	(JP)	2008-015236

(51) **LOC (9) Cl.** **13-01**

(52) **U.S. Cl.** **D13/122**; D13/118

(58) **Field of Classification Search** D13/122, D13/118, 199; 29/596, 732, 735-736; 310/49, 310/68 B, 201, 263-264

See application file for complete search history.

(56) **References Cited**

U.S. PATENT DOCUMENTS

4,741,098	A	5/1988	Barrera
5,113,573	A	5/1992	Taji et al.
5,396,137	A	3/1995	Shinto et al.
5,998,903	A	12/1999	Umeda et al.
D425,857	S	5/2000	Umeda et al.
D426,191	S	6/2000	Umeda et al.
D447,114	S	8/2001	Asao et al.
D447,115	S	8/2001	Asao et al.

D447,731	S	9/2001	Asao et al.
D448,004	S	9/2001	Asao et al.
D448,343	S	9/2001	Asao et al.
D466,477	S	12/2002	Oohashi et al.
D467,870	S	12/2002	Oohashi et al.
D469,740	S	2/2003	Oohashi et al.
D476,295	S	6/2003	Oohashi et al.
7,135,793	B2	11/2006	Seguchi et al.
D596,121	S	7/2009	Okamoto et al.
7,644,492	B2 *	1/2010	Tamura et al. 29/732

(Continued)

OTHER PUBLICATIONS

Ishizuka et al., U.S. Appl. No. 29/309,962 filed on Nov. 20, 2008.

Primary Examiner—Ian Simmons

Assistant Examiner—Wan Laymon

(74) *Attorney, Agent, or Firm*—Posz Law Group, PLC

(57) **CLAIM**

The ornamental design for a stator for a vehicle rotary electric machine, as shown.

DESCRIPTION

This application is also related to U.S. Design patent application Ser. No. 29/352,970 filed simultaneously on Dec. 30, 2009 with the present application and entitled “Stator for a Vehicle Rotary Electric Machine.” This application is also related to U.S. Design patent application Ser. No. 29/309,962 filed on Nov. 20, 2008 and entitled Stator for a Vehicle Rotary Electric Machine.

FIG. 1 is a front perspective view of a stator for a vehicle rotary electric machine showing our new design;

FIG. 2 is a rear perspective view thereof;

FIG. 3 is a front view thereof;

FIG. 4 is a rear view thereof;

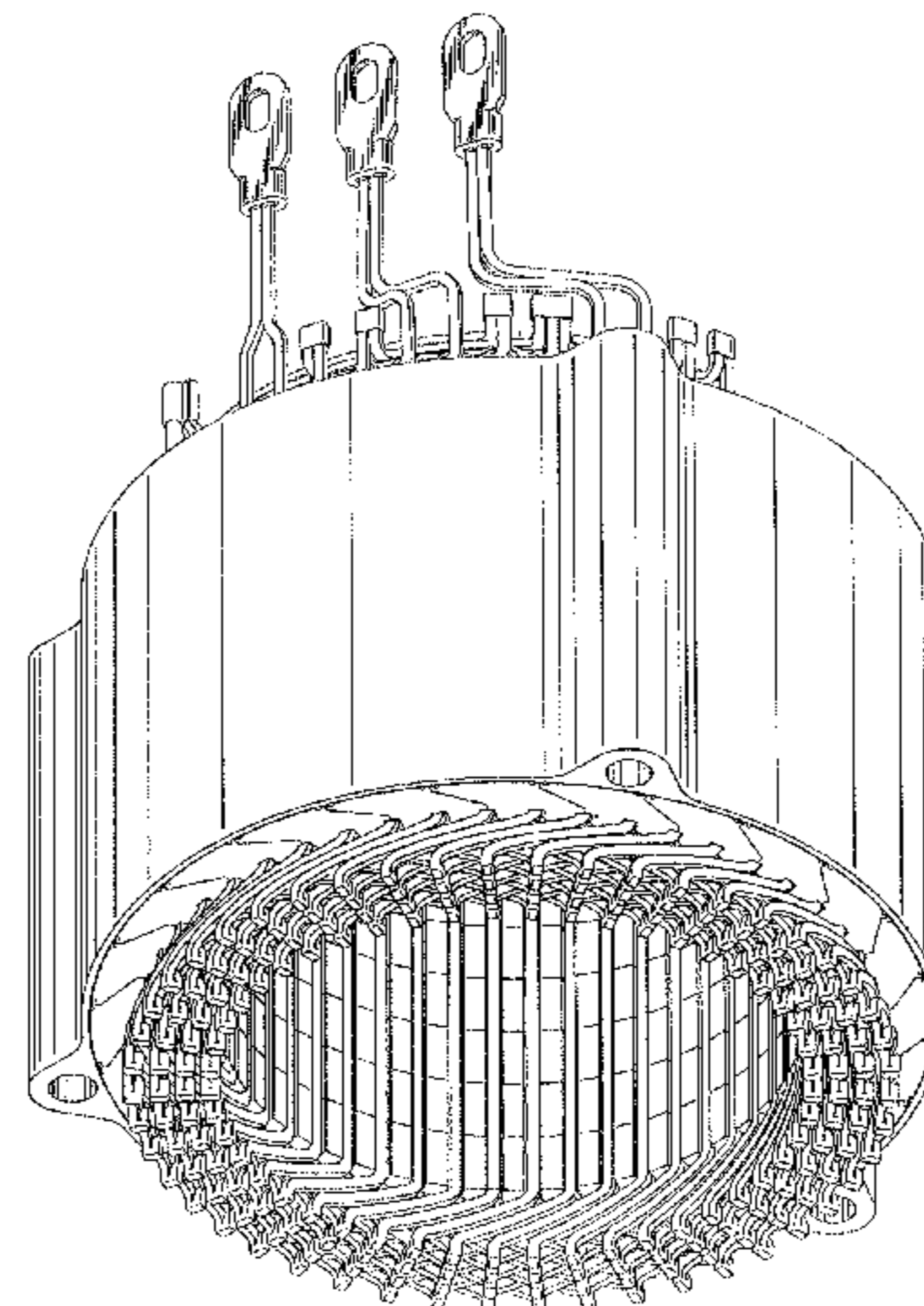
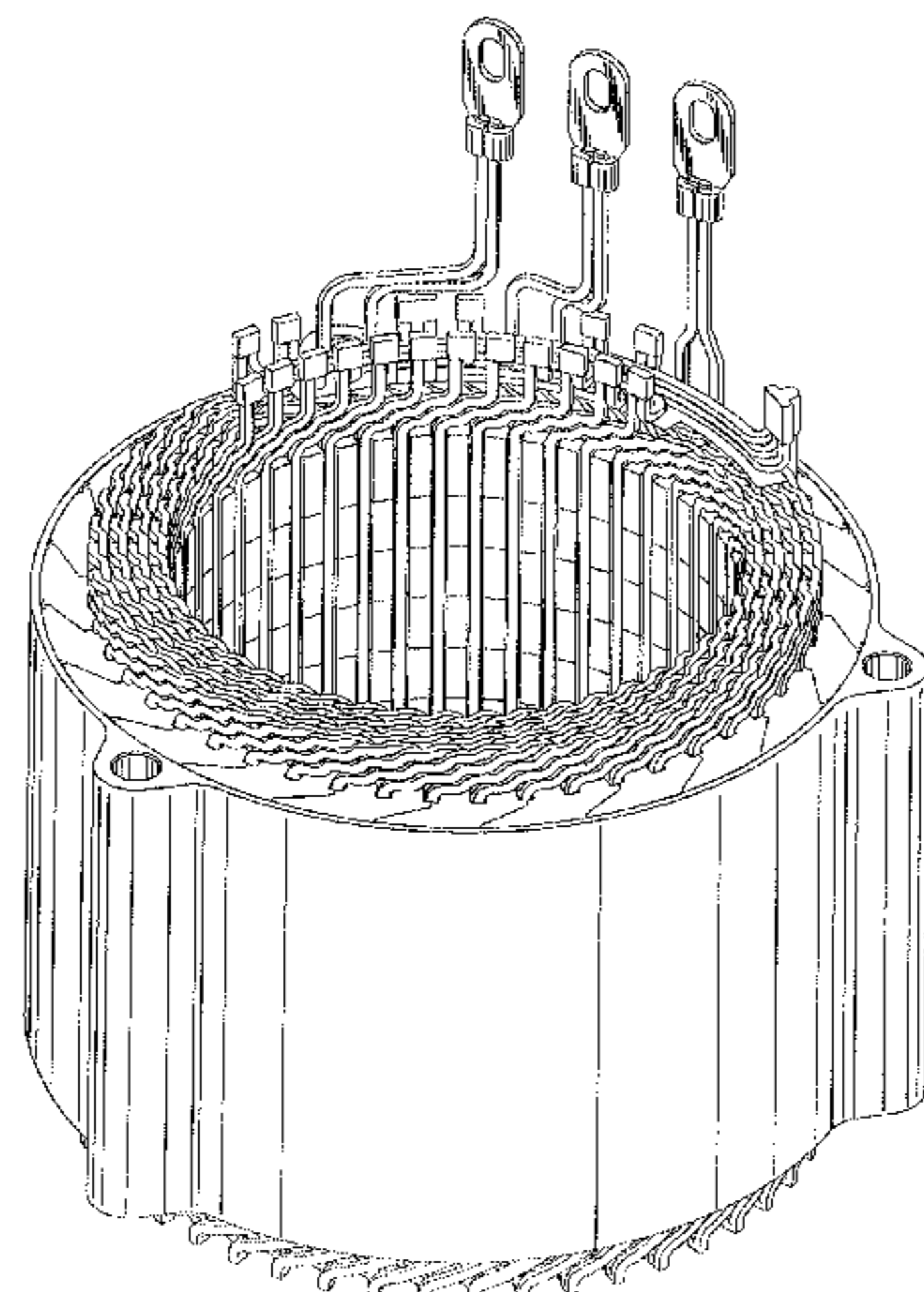
FIG. 5 is a top plan view thereof;

FIG. 6 is a bottom plan view thereof;

FIG. 7 is a right side view thereof; and,

FIG. 8 is a left side view thereof.

1 Claim, 8 Drawing Sheets



US D624,018 S

Page 2

U.S. PATENT DOCUMENTS

7,647,689 B2 *	1/2010	Nishimura et al.	29/596	2009/0096313 A1	4/2009	Harada et al.	
D616,818 S	6/2010	Ishizuka et al.		2009/0230807 A1	9/2009	Fubuki et al.	
2003/0015932 A1	1/2003	Oohashi et al.		2009/0230808 A1	9/2009	Tatebe	
2006/0103255 A1	5/2006	Seguchi et al.		2009/0261682 A1 *	10/2009	Fubuki et al.	310/201
2006/0226727 A1	10/2006	Bramson et al.		2009/0309452 A1 *	12/2009	Tao et al.	29/596
2007/0018527 A1	1/2007	Neet		2009/0322167 A1 *	12/2009	Ishizuka et al.	310/54
2007/0024249 A1	2/2007	Dooley		2010/0000075 A1 *	1/2010	Akimoto et al.	29/596
				2010/0064505 A1 *	3/2010	Takada et al.	29/596

* cited by examiner

FIG. 1

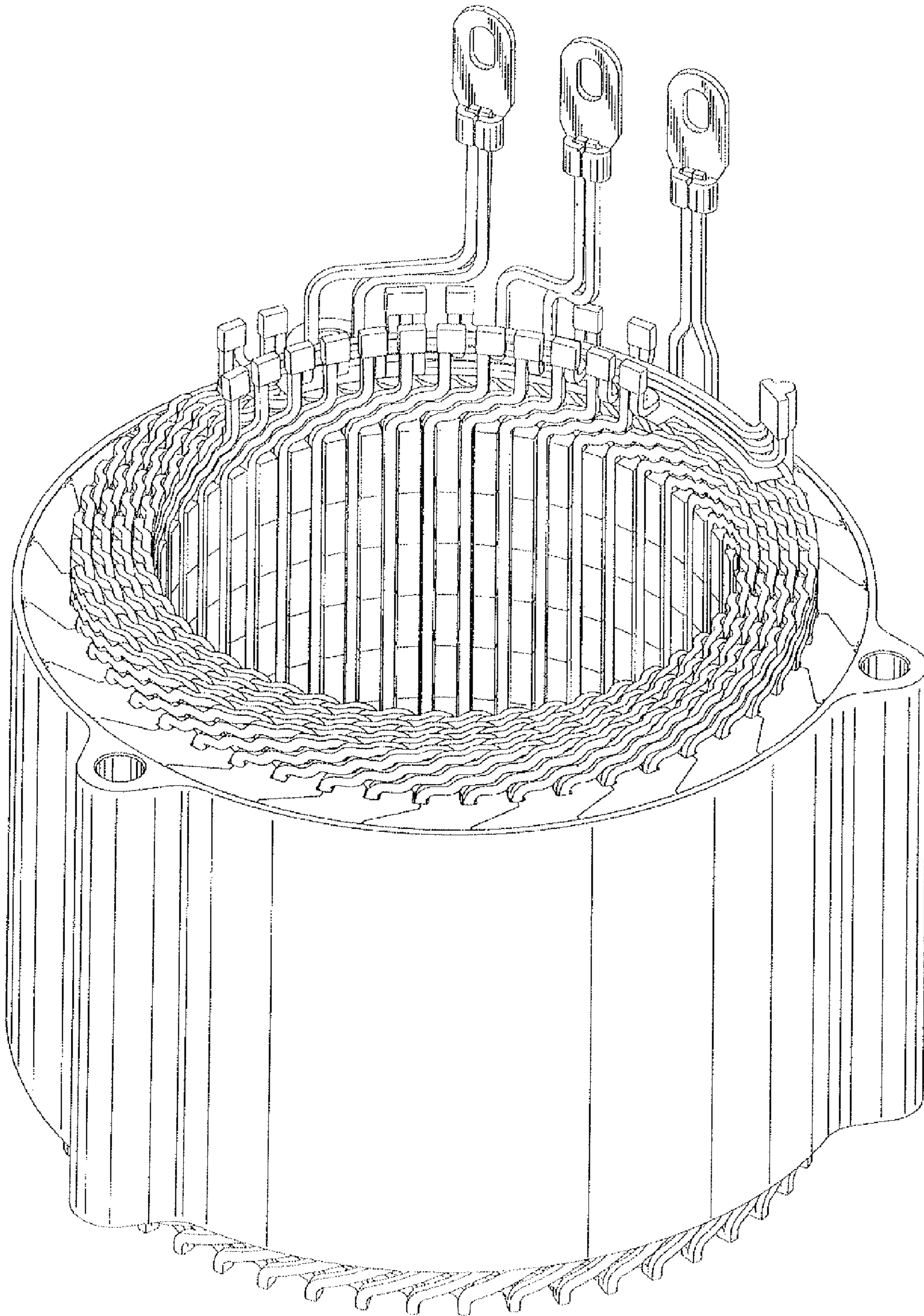


FIG. 2

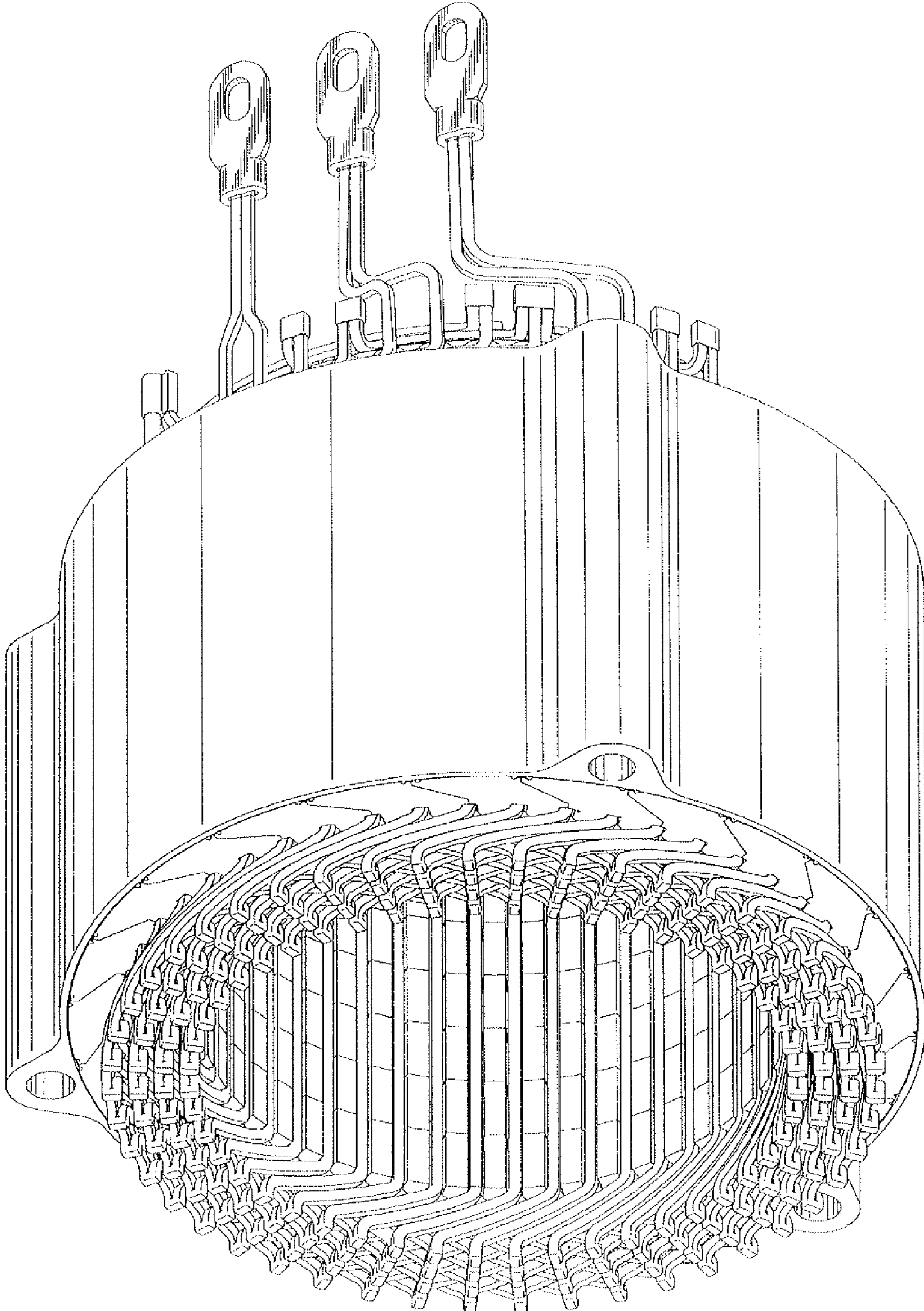


FIG. 3

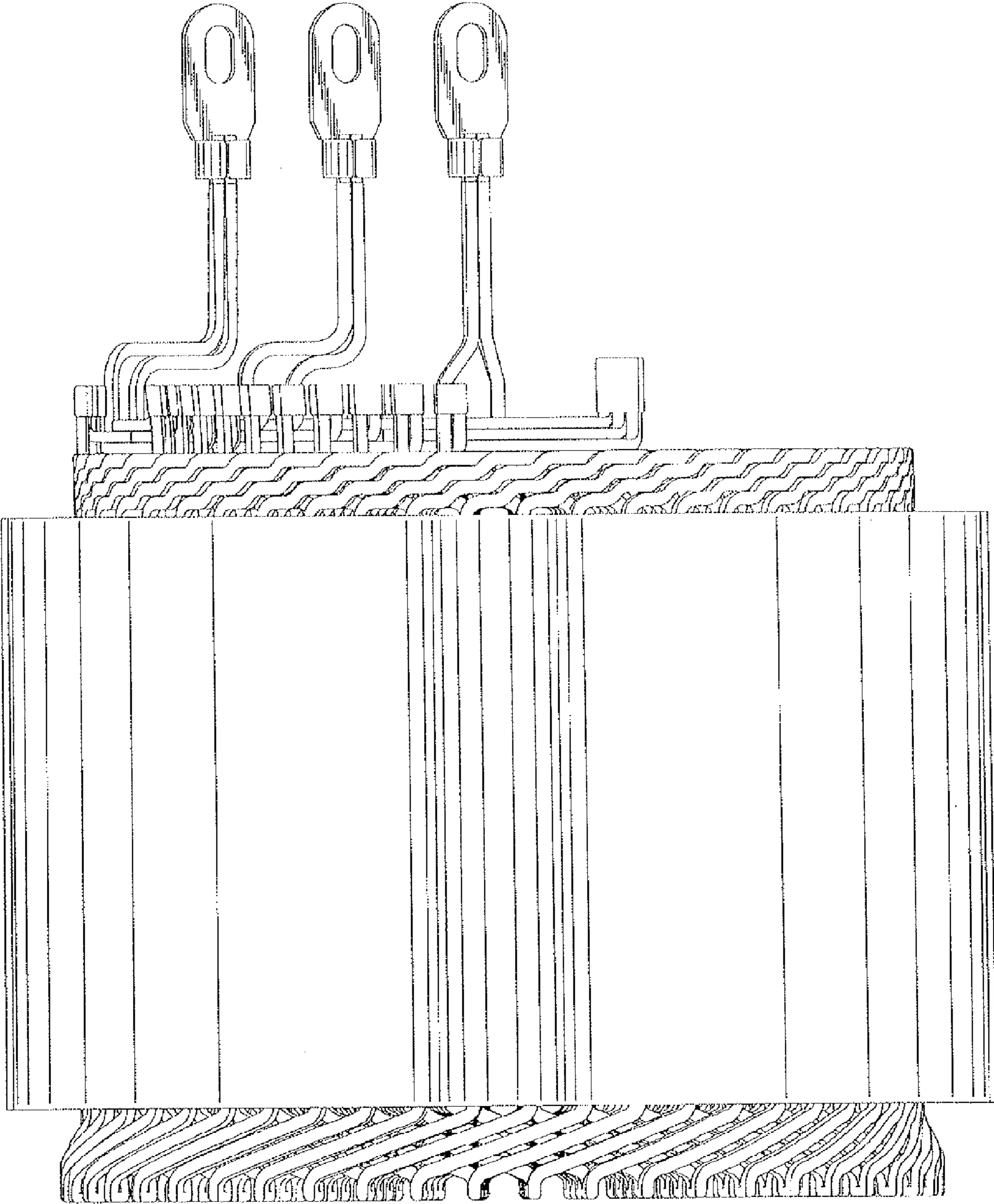


FIG. 4

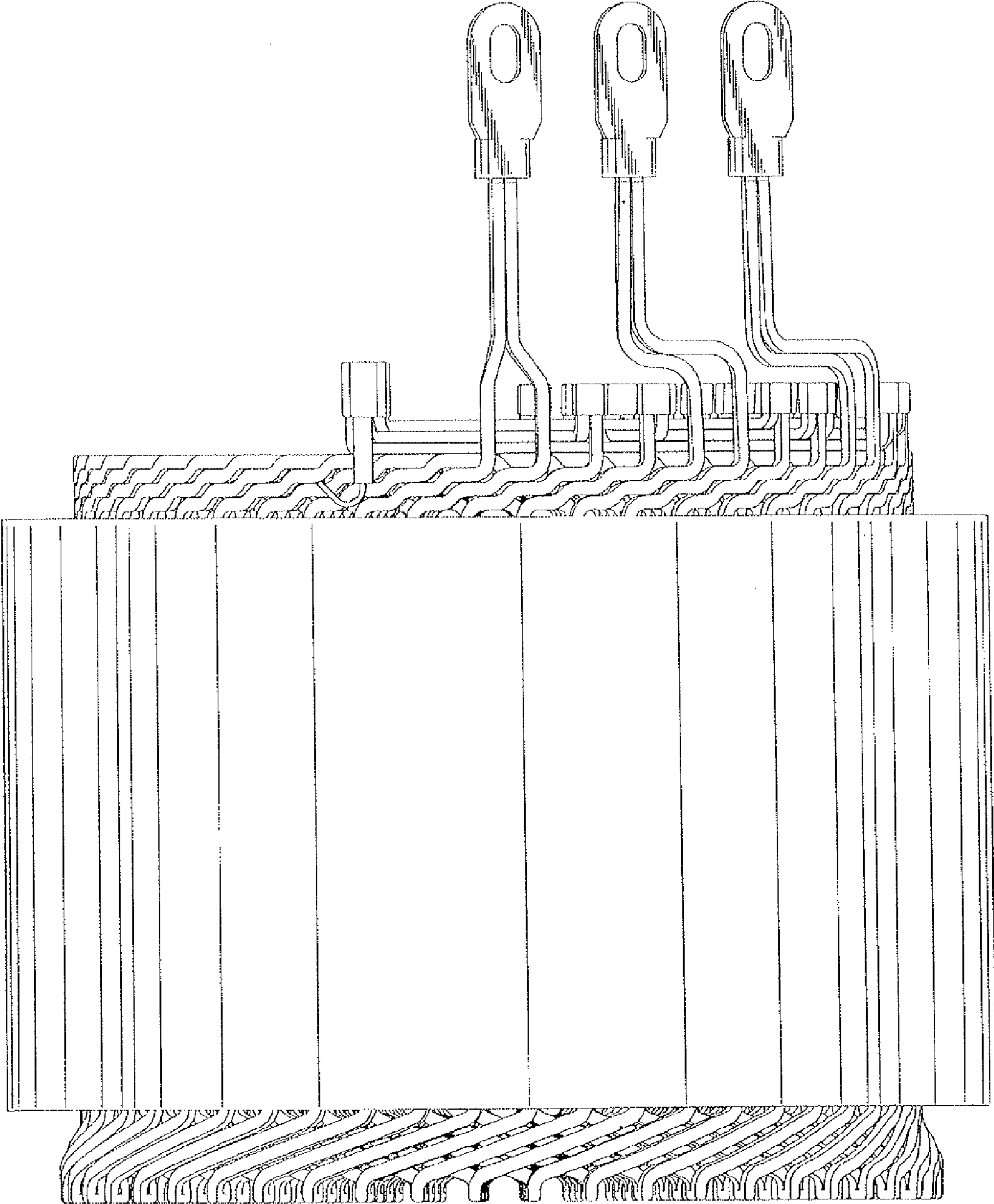


FIG. 5

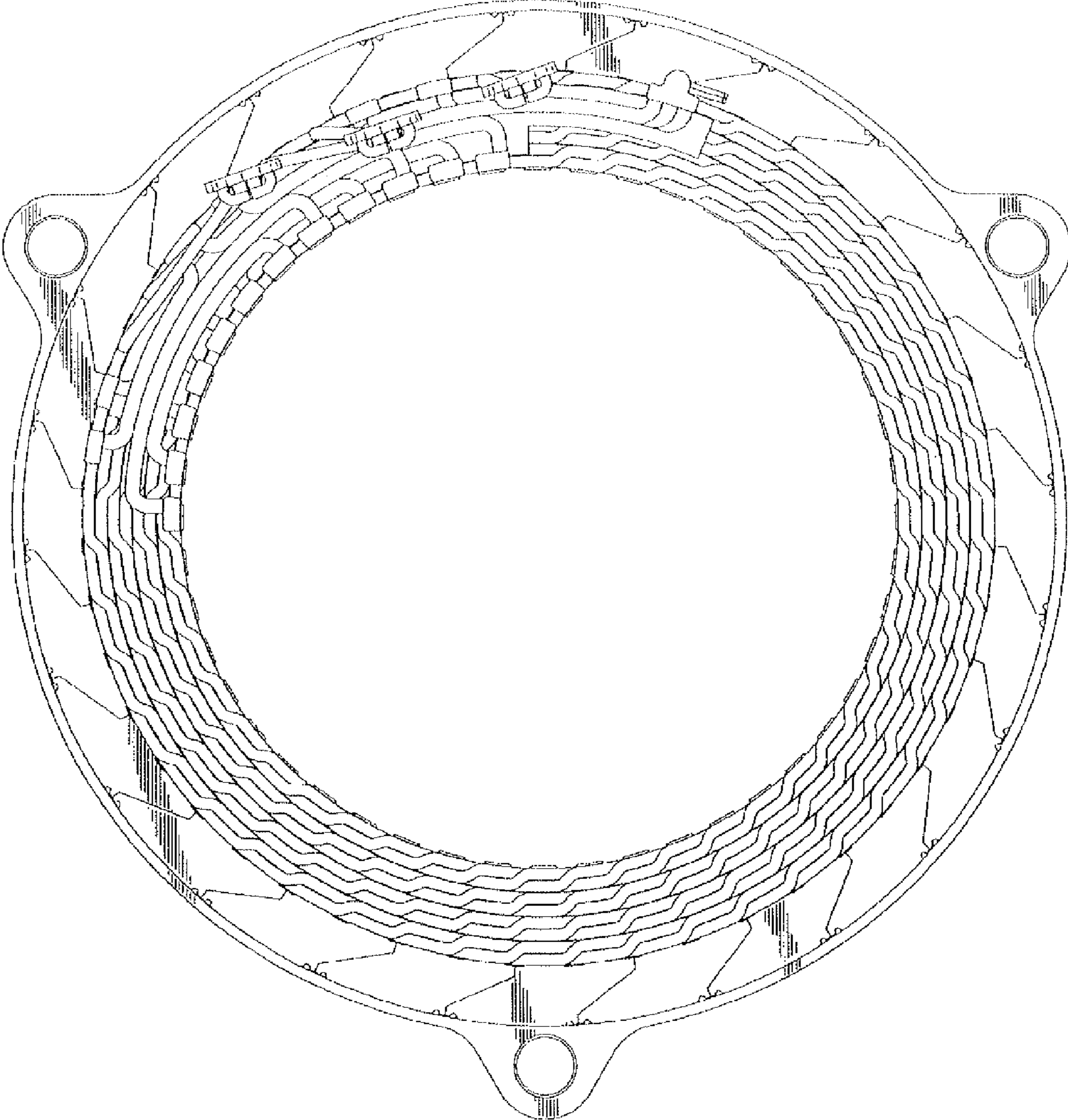


FIG. 6

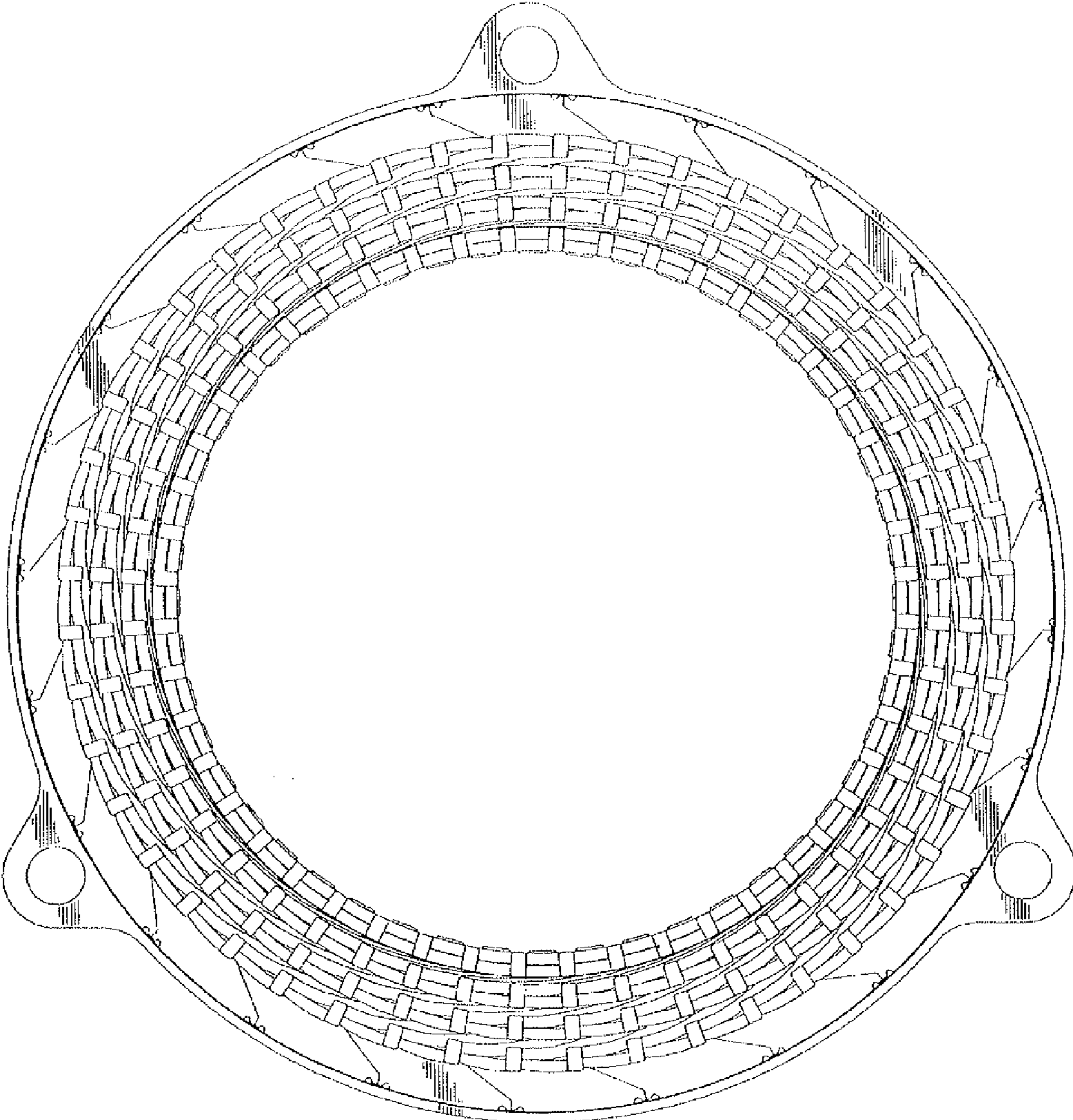


FIG. 7




FIG. 8

