



US00D624014S

(12) **United States Design Patent**  
**Lingott**

(10) **Patent No.:** **US D624,014 S**

(45) **Date of Patent:** **\*\* Sep. 21, 2010**

(54) **BATTERY CHARGER**

(75) Inventor: **Philippe Lingott**, Essen (DE)

(73) Assignee: **Robert Bosch GmbH**, Stuttgart (DE)

(\*\*) Term: **14 Years**

(21) Appl. No.: **29/359,352**

(22) Filed: **Apr. 9, 2010**

(30) **Foreign Application Priority Data**

Nov. 18, 2009 (EM) ..... 001178818

(51) **LOC (9) Cl.** ..... **13-02**

(52) **U.S. Cl.** ..... **D13/107**

(58) **Field of Classification Search** ..... D13/107-110,  
D13/118-119, 184, 199; D14/251, 253,  
D14/432, 434; 320/107-115  
See application file for complete search history.

(56) **References Cited**

**U.S. PATENT DOCUMENTS**

D374,426 S *	10/1996	Nuovo	.....	D13/108
D465,451 S *	11/2002	Hirano et al.	.....	D13/107
D505,915 S *	6/2005	Hussaini et al.	.....	D13/110
D537,410 S *	2/2007	Yuen	.....	D13/110
D543,503 S *	5/2007	Suzuki	.....	D13/110
D556,678 S *	12/2007	Weinstein et al.	.....	D13/103

D556,679 S *	12/2007	Weinstein et al.	.....	D13/103
D570,772 S *	6/2008	Mahaffey et al.	.....	D13/110
D575,225 S *	8/2008	Ahlgren	.....	D13/107
D580,853 S *	11/2008	Ahlgren	.....	D13/107
D581,356 S *	11/2008	Ahlgren	.....	D13/107
D612,329 S *	3/2010	Guccione et al.	.....	D13/108
D617,267 S *	6/2010	Li	.....	D13/107

\* cited by examiner

*Primary Examiner*—Rosemary K Tarcza

(74) *Attorney, Agent, or Firm*—Victor A. Henzi

(57) **CLAIM**

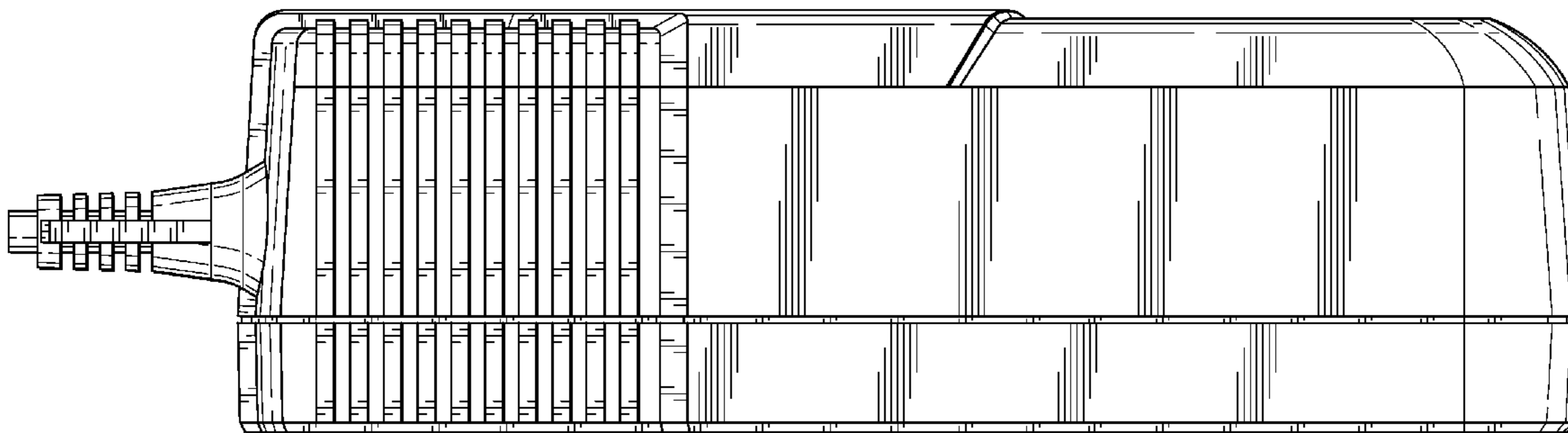
The ornamental design for the battery charger, as shown and described.

**DESCRIPTION**

FIG. 1 is a right elevational view of the battery charger;  
FIG. 2 is a left elevational view thereof;  
FIG. 3 is a front elevational view thereof;  
FIG. 4 is a rear elevational view thereof;  
FIG. 5 is a top plan view thereof; and,  
FIG. 6 is a bottom plan view thereof.

The broken lines are for the purpose of illustrating environmental structure and form no part of the claimed design.

**1 Claim, 5 Drawing Sheets**



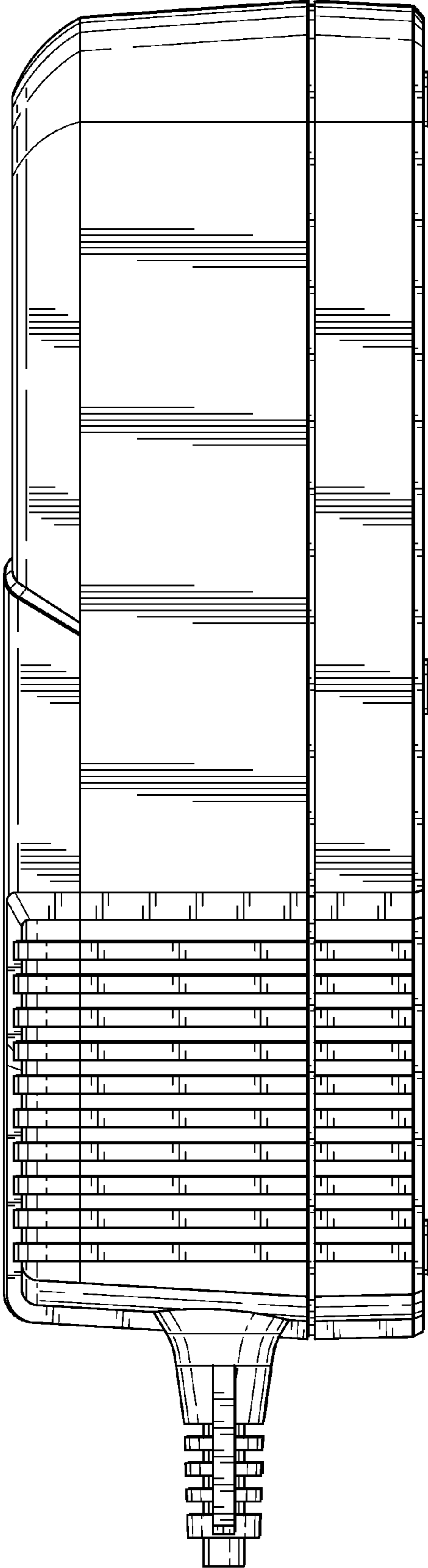


Fig. 1

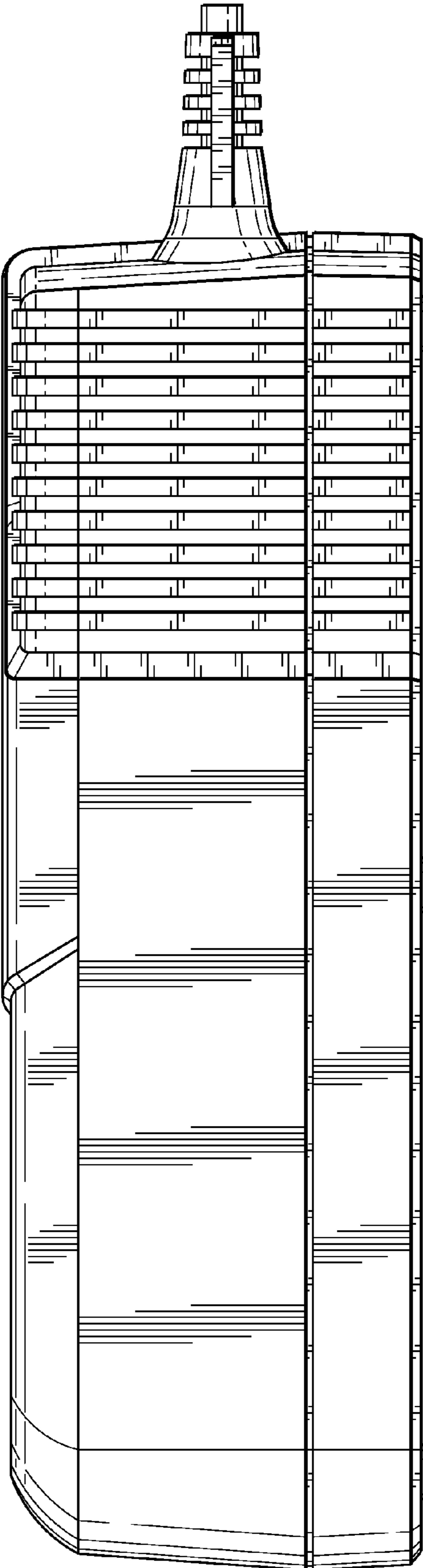


Fig. 2

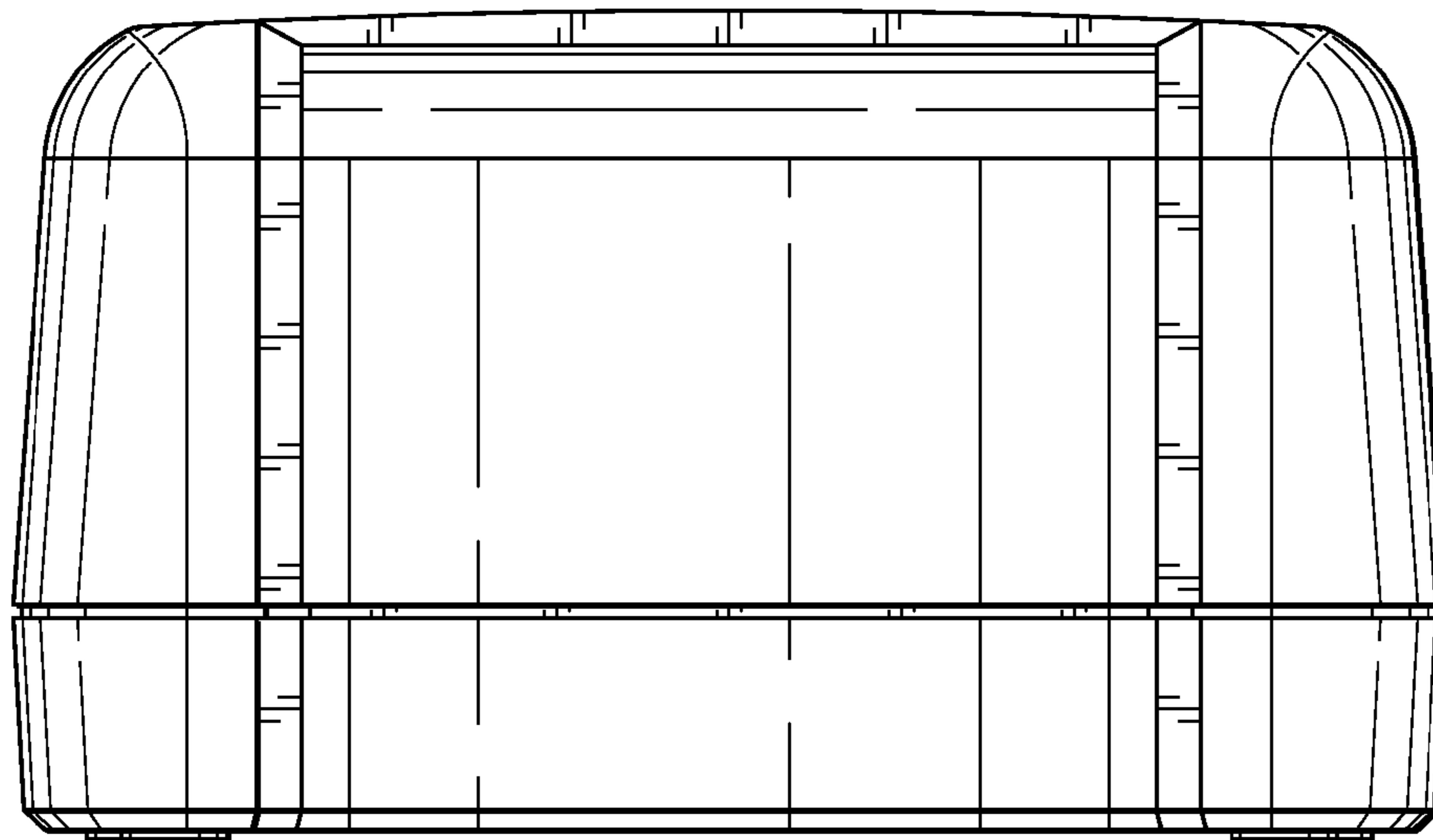


Fig. 3

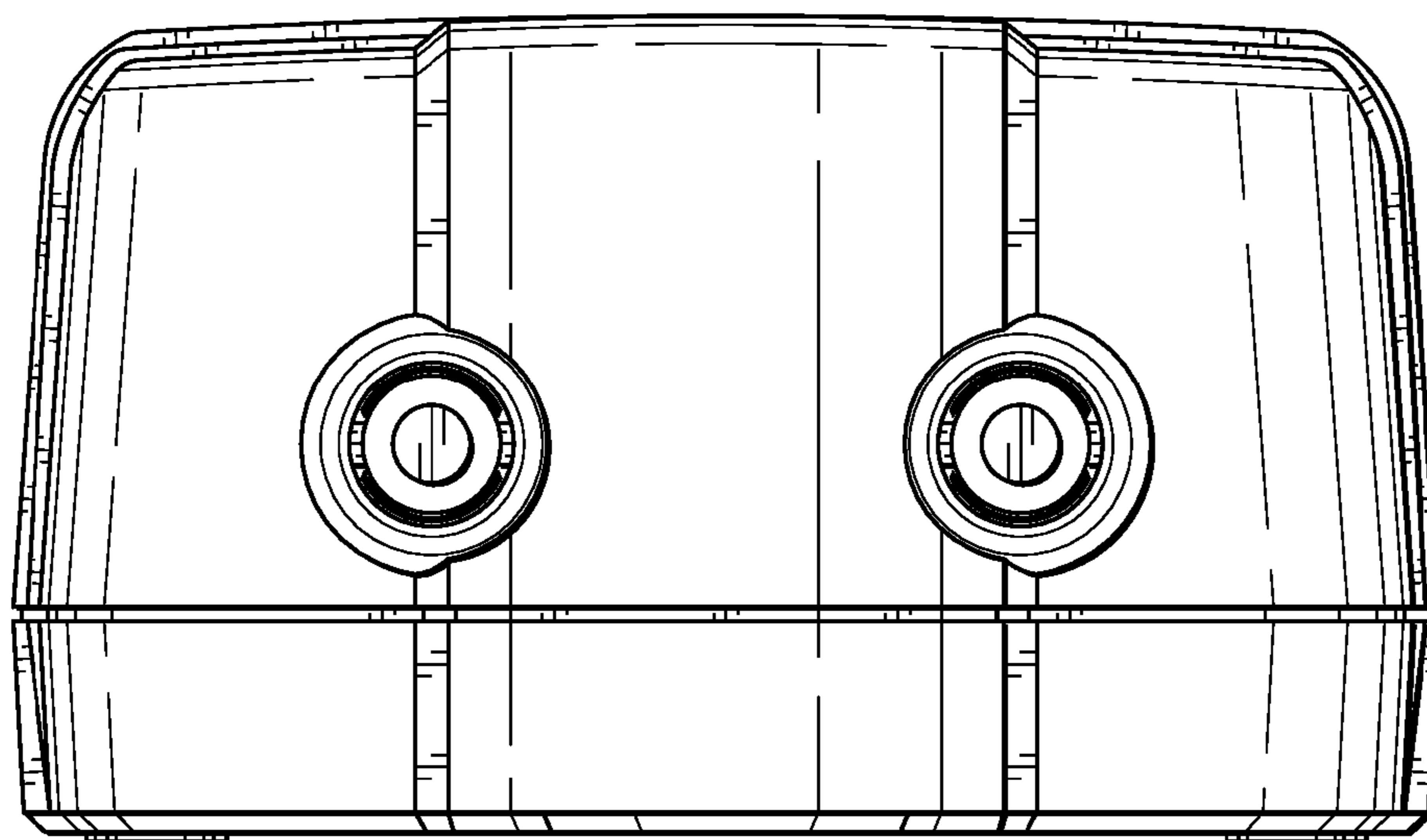


Fig. 4

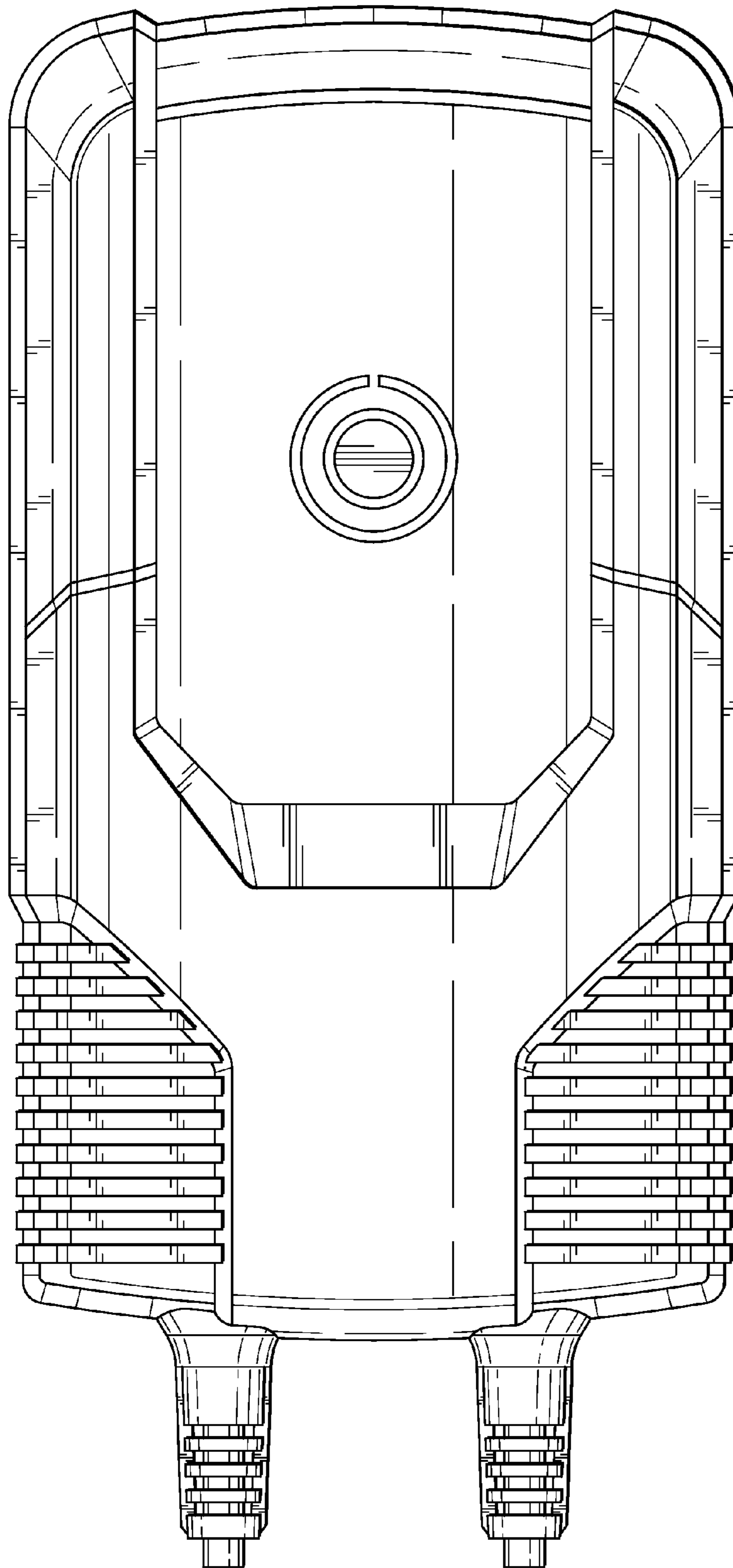


Fig. 5

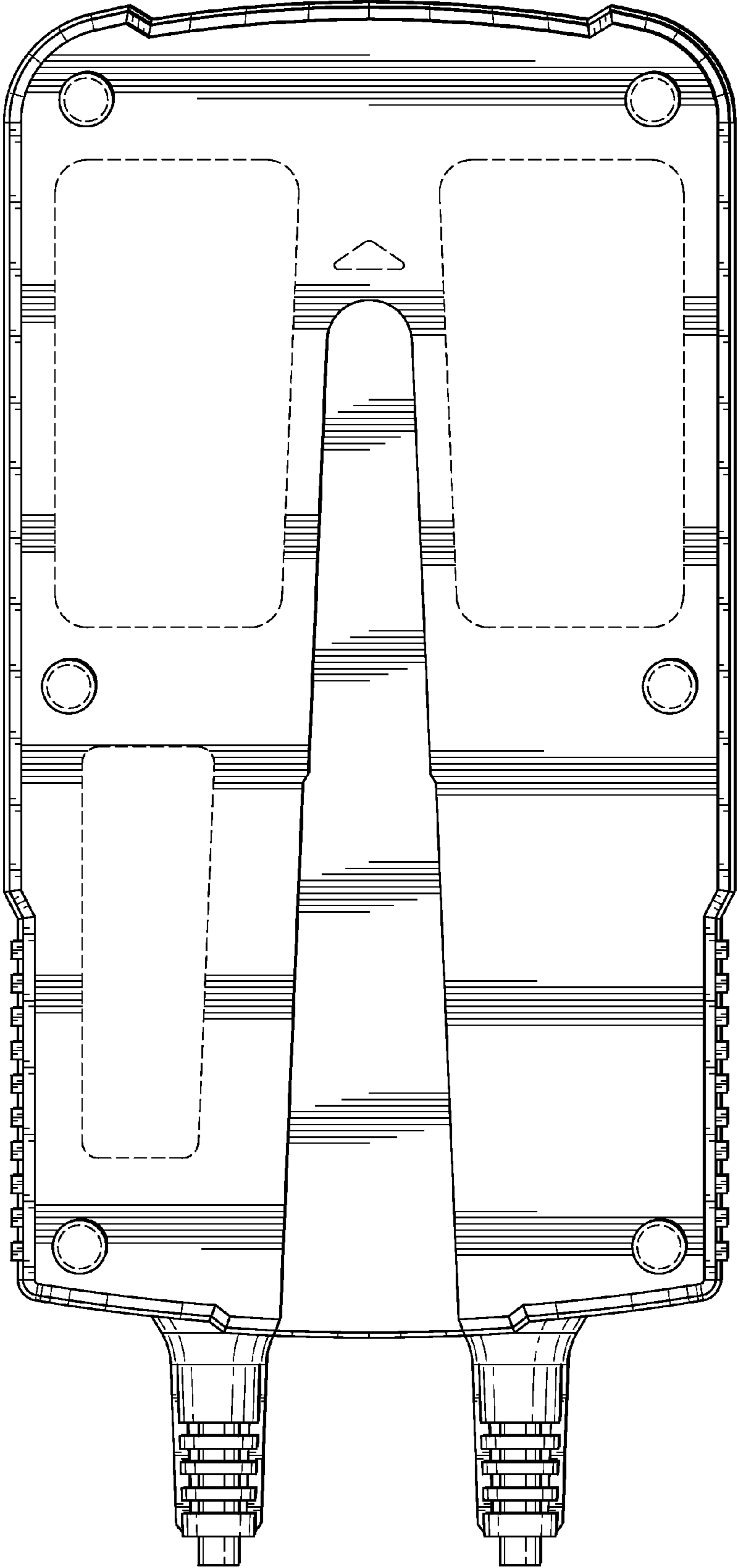


Fig. 6