



US00D623994S

(12) **United States Design Patent**
Miyazawa

(10) **Patent No.:** **US D623,994 S**

(45) **Date of Patent:** **** Sep. 21, 2010**

(54) **REAR BUMPER FOR AUTOMOBILE**

(75) Inventor: **Takuya Miyazawa**, Wako (JP)

(73) Assignee: **Honda Motor Co., Ltd.**, Tokyo (JP)

(**) Term: **14 Years**

(21) Appl. No.: **29/346,289**

(22) Filed: **Oct. 29, 2009**

(30) **Foreign Application Priority Data**

Apr. 30, 2009 (JP) 2009-009980

(51) **LOC (9) Cl.** **12-16**

(52) **U.S. Cl.** **D12/169**

(58) **Field of Classification Search** D12/169,
D12/196, 90-92; 293/102, 105, 113, 115,
293/117, 120; 296/180.1, 180.2
See application file for complete search history.

(56) **References Cited**

U.S. PATENT DOCUMENTS

D537,392 S * 2/2007 Pfeiffer D12/169

D538,209 S * 3/2007 Fujimaki D12/169

D563,842 S * 3/2008 Pfeiffer D12/169

D586,271 S * 2/2009 Futschik et al. D12/169

D614,092 S * 4/2010 Ectors et al. D12/169

D614,093 S * 4/2010 Ectors et al. D12/169

* cited by examiner

Primary Examiner—Melody N Brown

(74) *Attorney, Agent, or Firm*—Birch, Stewart, Kolasch & Birch, LLP

(57) **CLAIM**

The ornamental design for a rear bumper for automobile, as shown and described.

DESCRIPTION

FIG. 1 is a perspective view from the front of a front bumper for automobile.

FIG. 2 is a front elevation view thereof.

FIG. 3 is a bottom plan view thereof; and,

FIG. 4 is a right side elevation view thereof.

The portion of the bumper shown in broken lines is for the purpose of showing environmental structure only and forms no part of the claimed design.

1 Claim, 4 Drawing Sheets

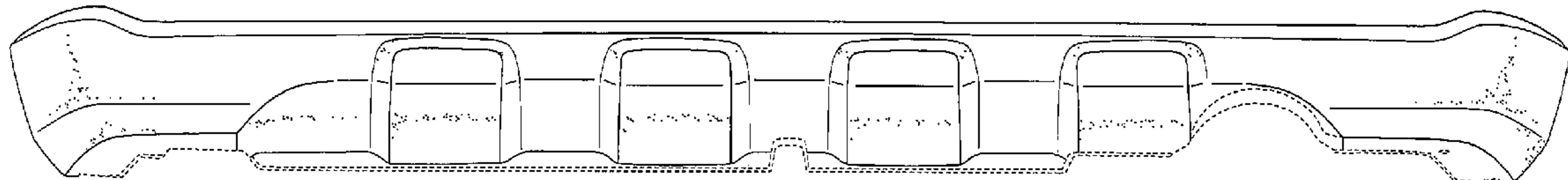


FIG. 1

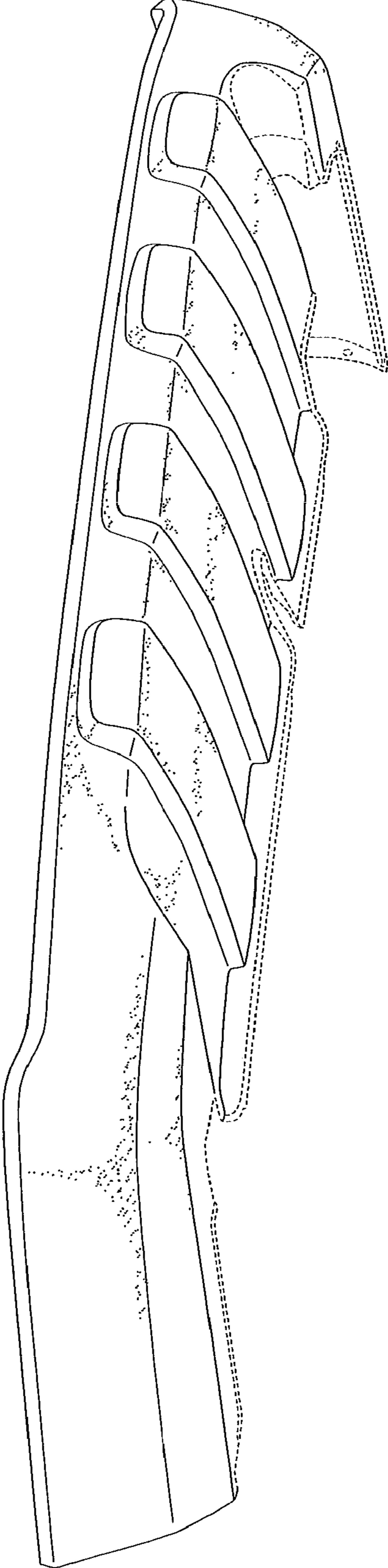


FIG. 2

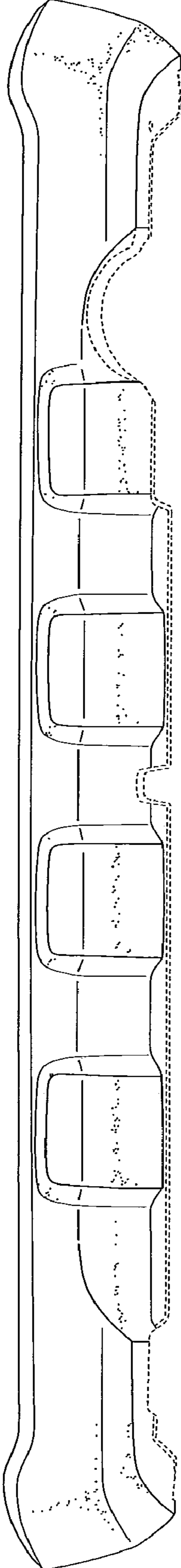


FIG. 3

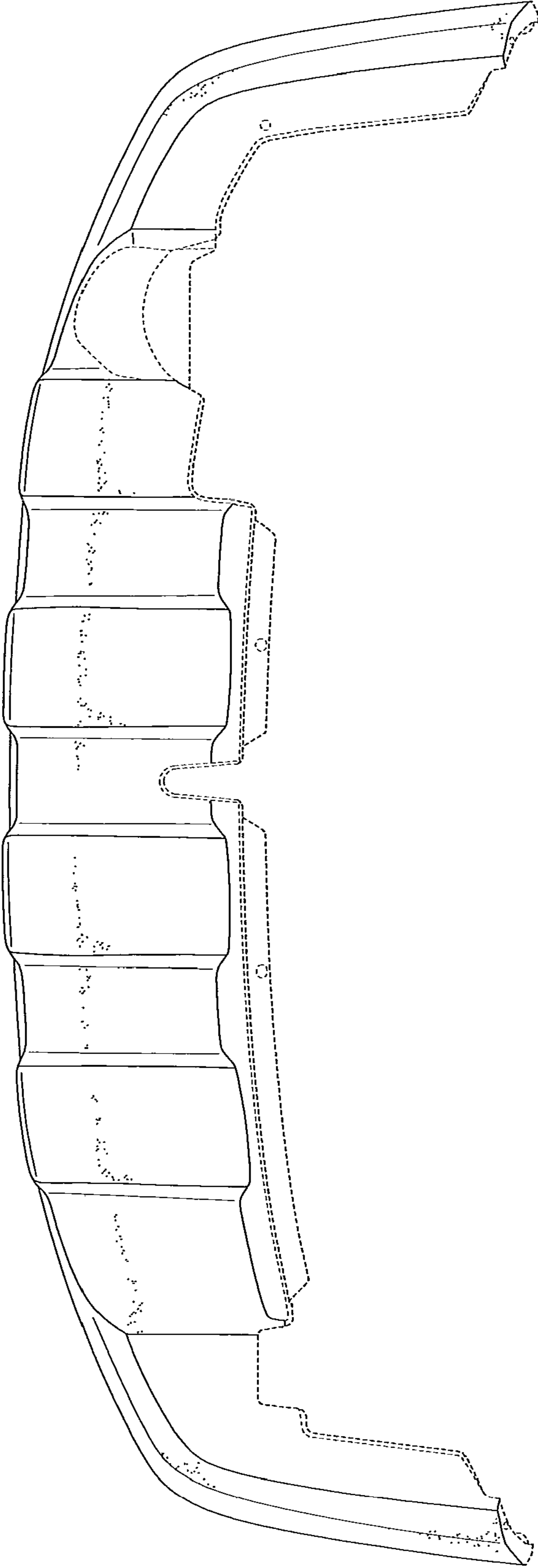


FIG. 4

