



US00D623963S

(12) **United States Design Patent**
Fairchild, Jr. et al.

(10) **Patent No.:** **US D623,963 S**

(45) **Date of Patent:** **** Sep. 21, 2010**

(54) **BEVERAGE CONTAINER**

(75) Inventors: **Richard W. Fairchild, Jr.**, Dallas, TX (US); **David Lackey**, Dallas, TX (US)

(73) Assignee: **Summit 7 Ventures, LLC**, Dallas, TX (US)

(**) Term: **14 Years**

(21) Appl. No.: **29/343,121**

(22) Filed: **Sep. 8, 2009**

(51) **LOC (9) Cl.** **09-03**

(52) **U.S. Cl.** **D9/772**

(58) **Field of Classification Search** D9/763, D9/772, 779, 780; D7/615; 215/253-258, 215/273; 220/269, 288, 304, 604, 608, 620, 220/630, 644, 771, 906

See application file for complete search history.

(56) **References Cited**

U.S. PATENT DOCUMENTS

D327,218 S * 6/1992 Nickerson D9/772

D432,015 S * 10/2000 Holiday D9/772
6,575,325 B2 * 6/2003 Dickie et al. 220/269
D570,228 S * 6/2008 van Dam D9/772
D593,876 S * 6/2009 Hayden et al. D9/772
D607,754 S * 1/2010 Hayden et al. D9/772

* cited by examiner

Primary Examiner—Shanda C Hill

(74) *Attorney, Agent, or Firm*—Sarah B. Foley

(57) **CLAIM**

The ornamental design for a beverage container, as shown and described.

DESCRIPTION

FIG. 1 is a top perspective view of a beverage container showing our new design;



FIG. 2 is a top view thereof;

FIG. 3 is a side view thereof;

FIG. 4 is a bottom view thereof; and,

FIG. 5 is a bottom perspective view thereof.

1 Claim, 3 Drawing Sheets






FIG. 1




FIG. 2

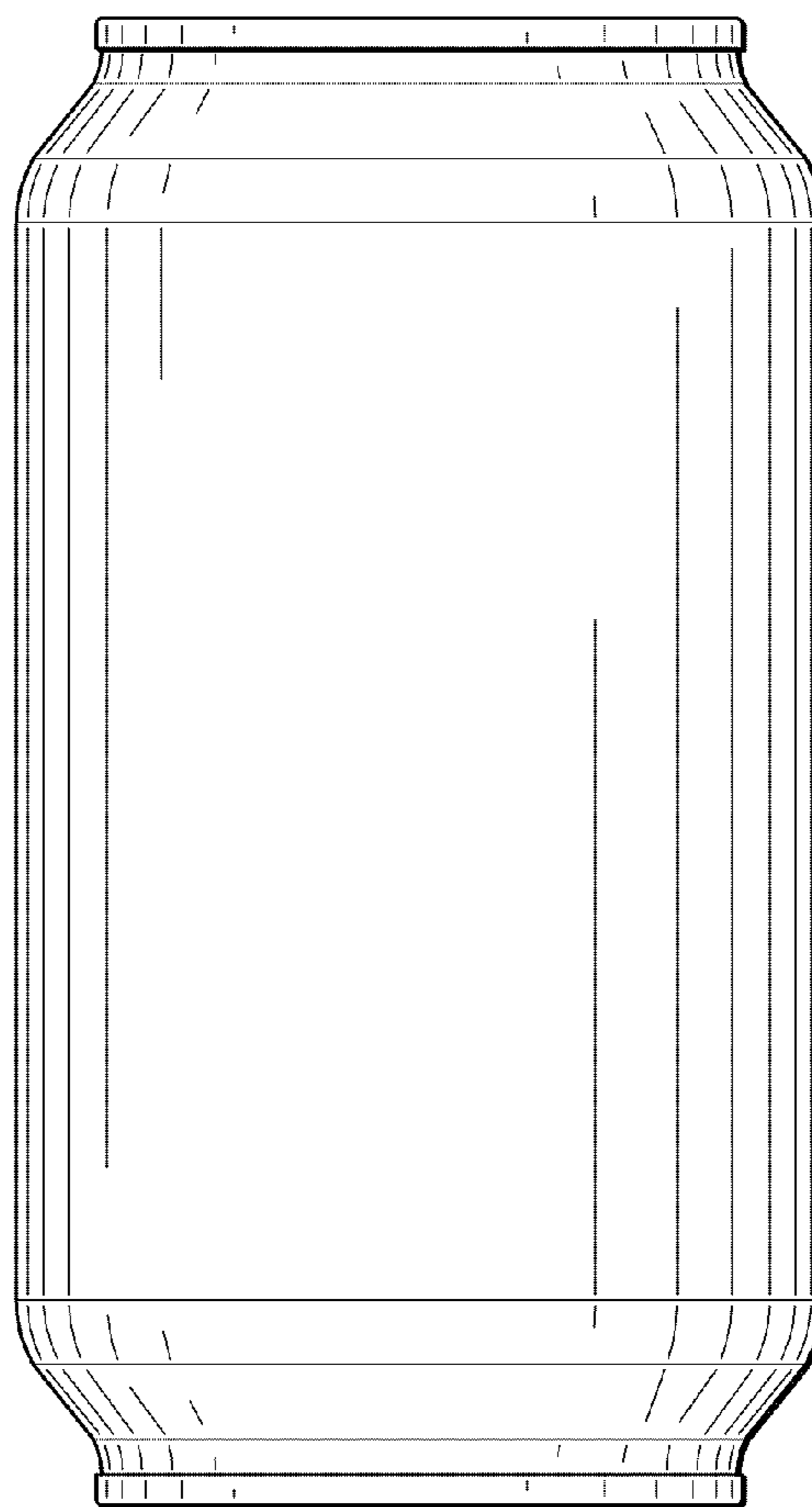


FIG. 3



FIG. 4




FIG. 5