

US00D623959S

(12) **United States Design Patent**
Frohwein

(10) **Patent No.:** **US D623,959 S**
(45) **Date of Patent:** **** *Sep. 21, 2010**

(54) **CONTAINER**

(76) Inventor: **Daniel M Frohwein**, 9325 Southern Breeze Dr., Orlando, FL (US) 32836

(*) Notice: This patent is subject to a terminal disclaimer.

(**) Term: **14 Years**

(21) Appl. No.: **29/325,425**

(22) Filed: **Sep. 30, 2008**

(51) **LOC (9) Cl.** **09-05**

(52) **U.S. Cl.** **D9/707; D9/761; D9/414; D9/416**

(58) **Field of Classification Search** D9/695-699, D9/702, 707, 710, 730, 737, 756, 761, 414, D9/416, 417, 434, 438, 499, 901; D7/590, D7/591, 596; 206/528, 532, 534, 538, 539, 206/540, 484, 822, 824; 222/107, 129, 142.1, 222/142.4, 196.1, 215, 457.5, 478, 481, 541.1, 222/541.6, 541.9; 229/106, 108, 115, 122, 229/123; 383/38, 41, 209, 906, 907
See application file for complete search history.

(56) **References Cited**

U.S. PATENT DOCUMENTS

1,438,487	A	*	12/1922	Greene	222/215
1,886,115	A	*	11/1932	Muller	229/87.05
3,224,640	A		12/1965	Schneider et al.		
D205,635	S	*	8/1966	Corella	D9/696
D222,236	S	*	10/1971	Peragine	D9/696
D276,017	S	*	10/1984	Brewster	D7/596
5,052,554	A	*	10/1991	Leonard	206/219
5,269,475	A		12/1993	Diefenbach		

5,316,400	A		5/1994	Hoyt et al.		
5,388,699	A		2/1995	Ratajczak et al.		
5,460,620	A		10/1995	Smith et al.		
5,461,845	A		10/1995	Yeager		
5,881,869	A		3/1999	Hudson		
6,244,467	B1	*	6/2001	Lewit	222/107
6,247,617	B1		6/2001	Clyde et al.		
6,347,725	B1		2/2002	Yoakim et al.		
6,360,916	B1		3/2002	Sokolsky et al.		
6,422,753	B1		7/2002	Thomas		
D505,335	S		5/2005	Grenda		
6,929,399	B2		8/2005	Nokura		
7,241,066	B1		7/2007	Rosen et al.		
D578,015	S	*	10/2008	Friedland et al.	D9/707
D578,019	S	*	10/2008	Friedland et al.	D9/707
2007/0029275	A1		2/2007	Hantman et al.		

* cited by examiner

Primary Examiner—Catherine Tuttle
(74) *Attorney, Agent, or Firm*—Muskin & Cusick LLC

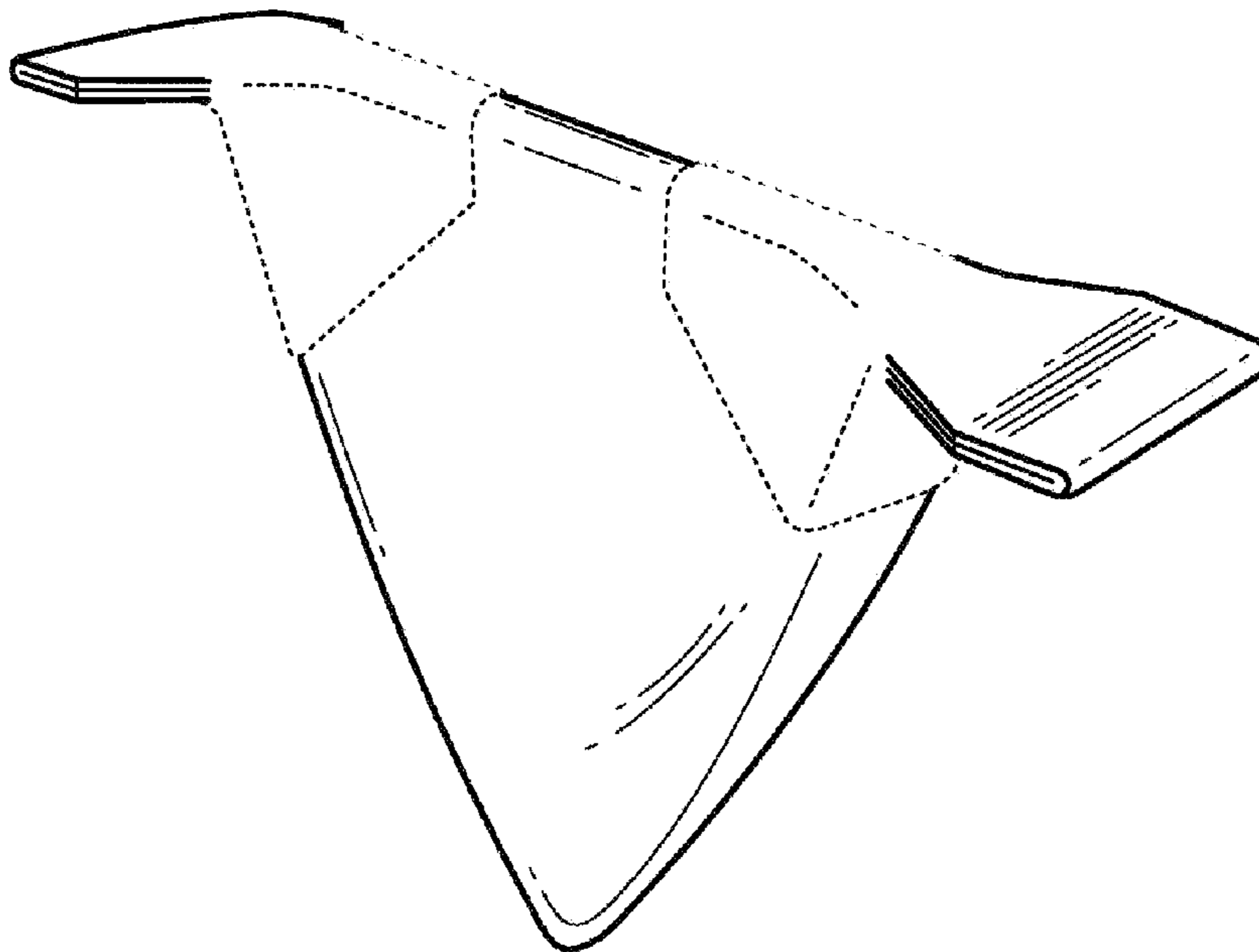
(57) **CLAIM**

The ornamental design for a container, as shown and described.

DESCRIPTION

FIG. 1 is a perspective view of a container;
FIG. 2 is front view of the container showing my new design;
FIG. 3 is a side view of the container; and,
FIG. 4 is a top view of the container.
The broken lines are included for the purpose of illustrating portions of the container that form no part of the claimed design.

1 Claim, 2 Drawing Sheets



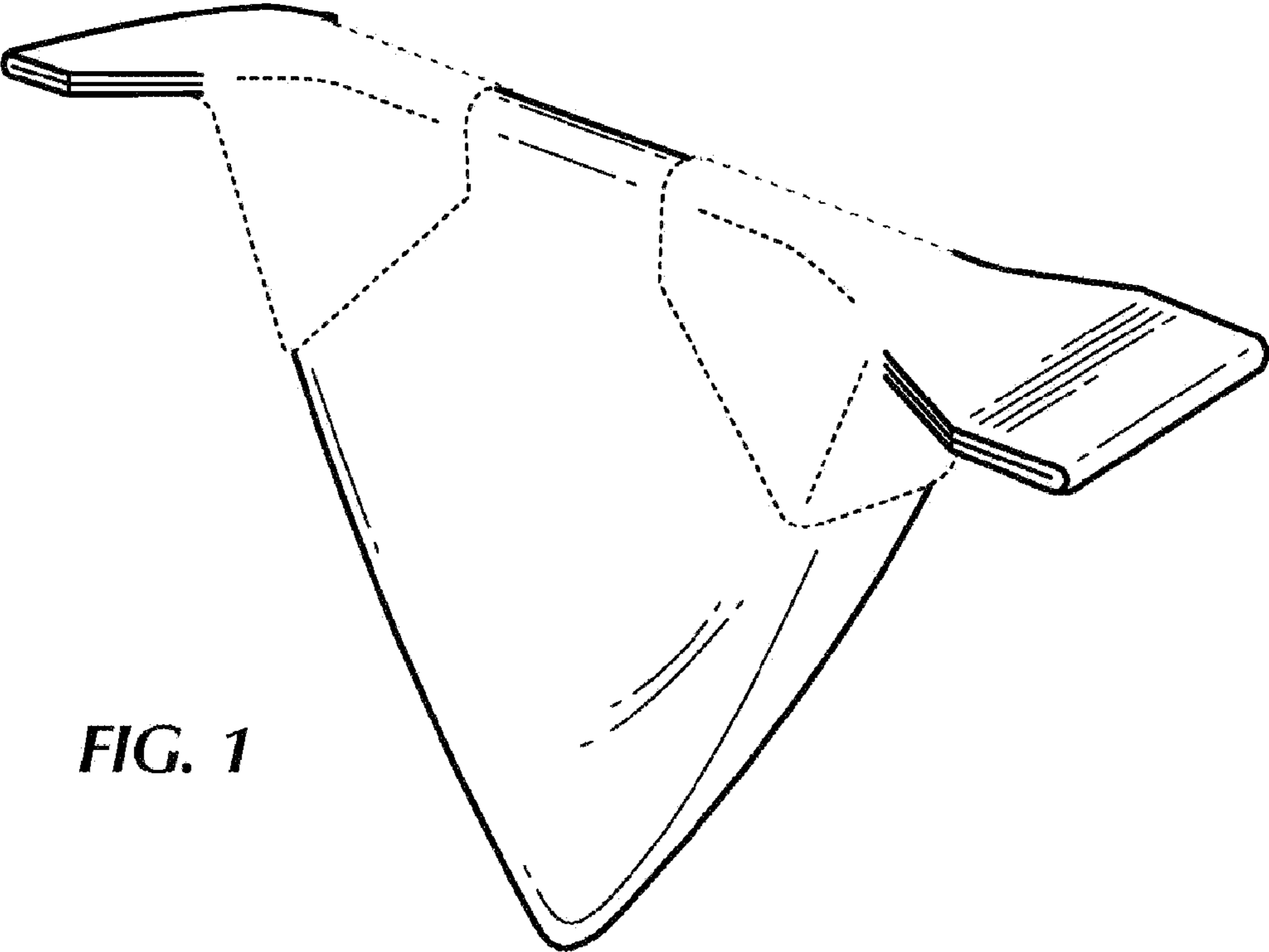


FIG. 1

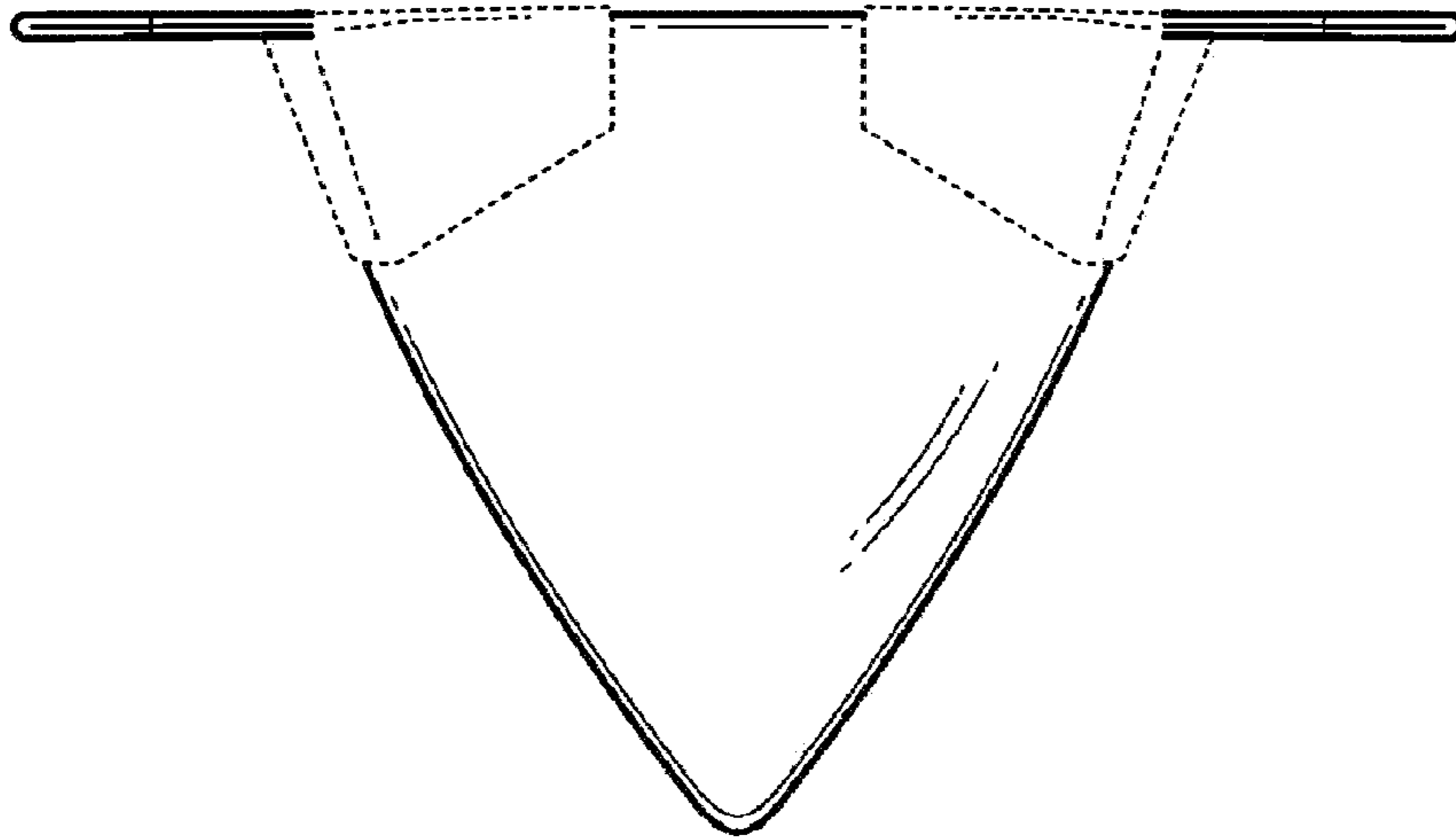


FIG. 2




FIG. 3

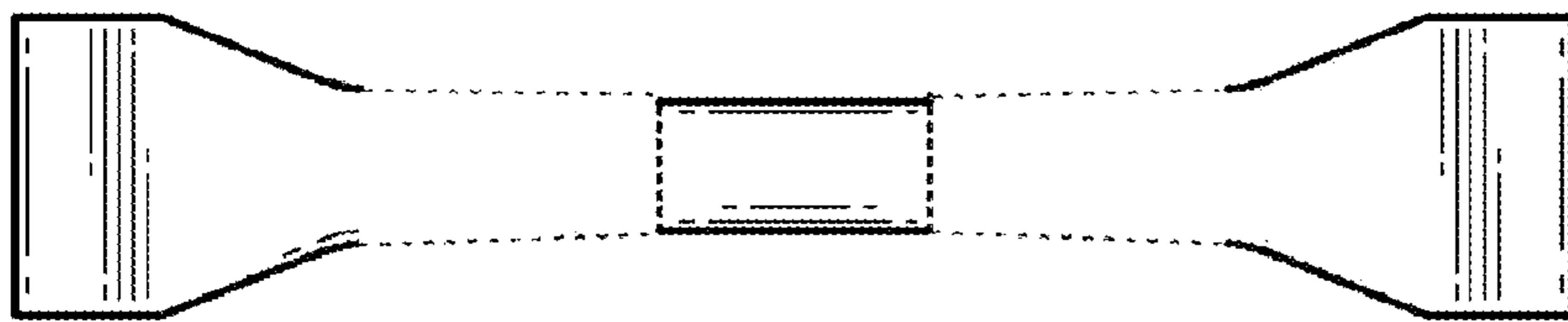


FIG. 4