



US00D623956S

(12) **United States Design Patent**
Wierzbowski

(10) **Patent No.:** **US D623,956 S**

(45) **Date of Patent:** **** Sep. 21, 2010**

(54) **BOTTLE**

(75) Inventor: **Mirosław Wierzbowski**, Warsaw (PL)

(73) Assignee: **Viaguara U.S., Inc.**, Las Vegas, NV
(US)

(**) Term: **14 Years**

(21) Appl. No.: **29/340,037**

(22) Filed: **Jul. 13, 2009**

(30) **Foreign Application Priority Data**

Jan. 14, 2009 (EP) 001069942-0001

(51) **LOC (9) Cl.** **09-01**

(52) **U.S. Cl.** **D9/544; D9/571**

(58) **Field of Classification Search** D9/516,
D9/520, 544, 546, 559, 560, 563, 564, 569,
D9/571, 572, 573, 574; 215/381-385
See application file for complete search history.

(56) **References Cited**

U.S. PATENT DOCUMENTS

D24,464 S *	7/1895	DeWitt	D9/520
D50,341 S *	2/1917	Epstein	D9/544
D78,140 S *	4/1929	Binks	D9/546
D91,520 S *	2/1934	Fuerst	D9/563
D327,645 S *	7/1992	Riedel	D9/544
D343,580 S *	1/1994	Reynaud	D9/560
D436,852 S *	1/2001	Chan	D9/738
D449,531 S *	10/2001	Cooley	D9/500

D450,597 S *	11/2001	Bobchenok et al.	D9/571
D526,569 S *	8/2006	Wurster et al.	D9/563
D544,365 S *	6/2007	Werner	D9/560
D545,213 S *	6/2007	Werner	D9/652
D553,000 S *	10/2007	Barbagli et al.	D9/571
D561,041 S *	2/2008	Sajous	D9/549

* cited by examiner

Primary Examiner—Stella M Reid

Assistant Examiner—Elizabeth J Oswecki

(74) *Attorney, Agent, or Firm*—Katten Muchin Rosenman
LLP

(57) **CLAIM**

The ornamental design for a bottle, as shown and described.

DESCRIPTION

FIG. 1 is a perspective view of a bottle showing my new design;

FIG. 2 is a front view thereof;

FIG. 3 is a rear view thereof;

FIG. 4 is a right side view thereof;


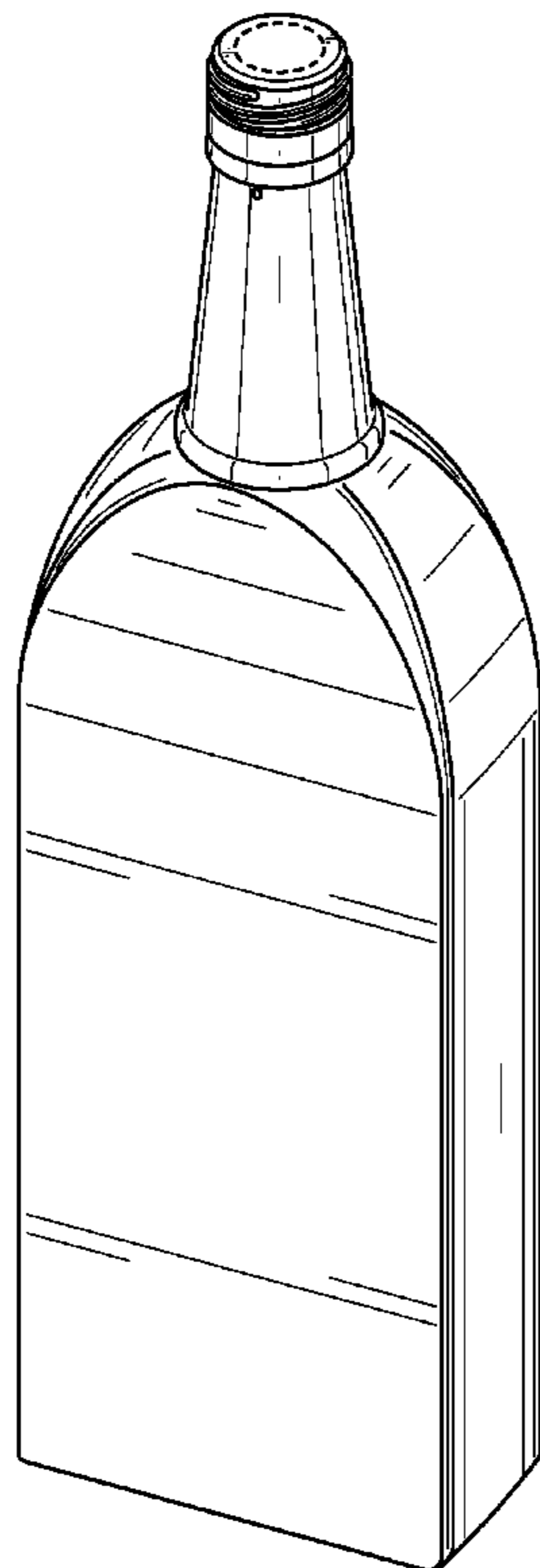
FIG. 5 is a left side view thereof;

FIG. 6 is a top plan view thereof; and,

FIG. 7 is a bottom plan view thereof.

The broken line showing of a top of a pour spout and a base of a bottle is included for the purpose of illustration only and forms no part of the claimed design.

1 Claim, 5 Drawing Sheets






FIG. 1




FIG. 2




FIG. 3

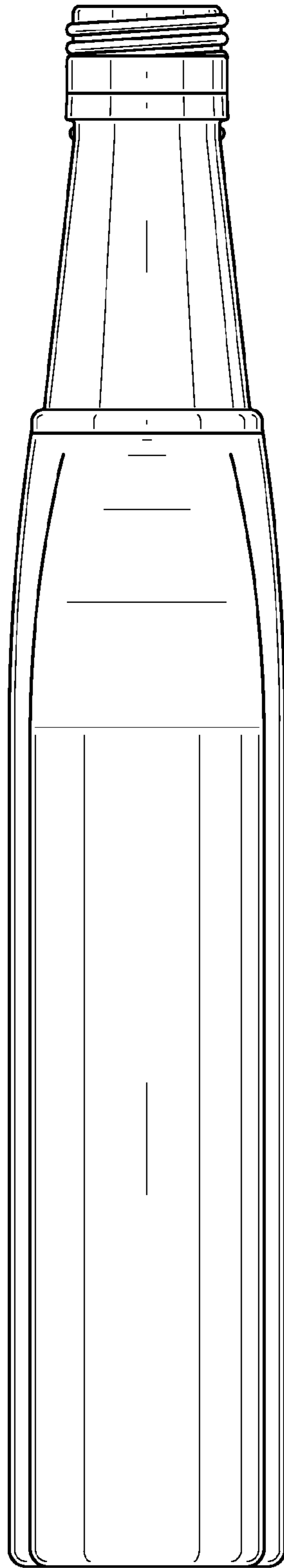


FIG. 4

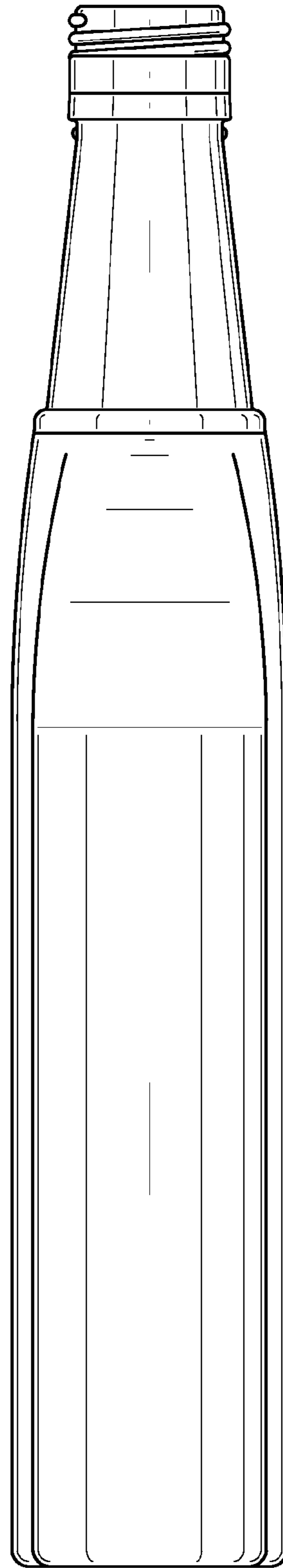


FIG. 5

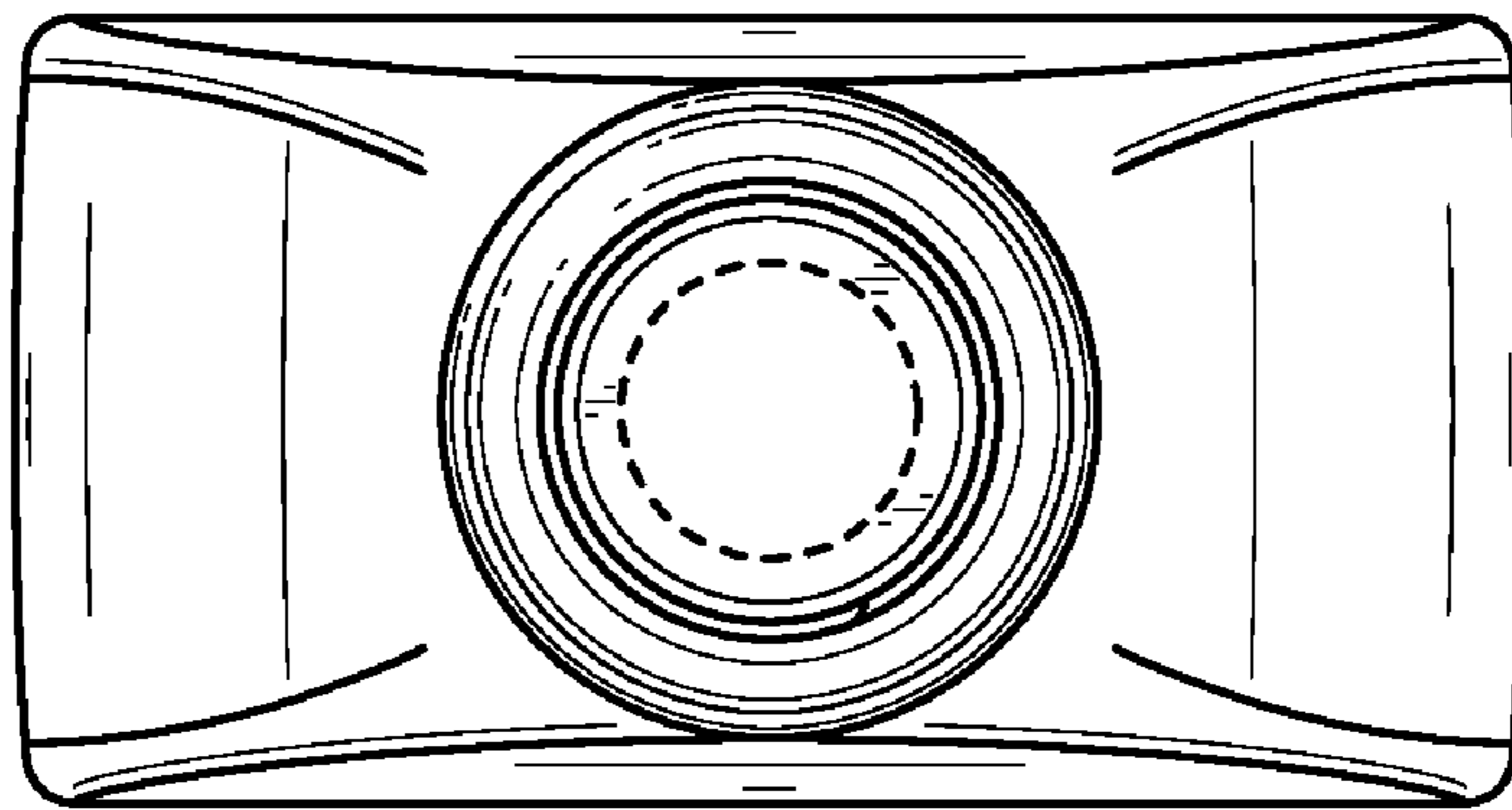


FIG. 6




FIG. 7