



US00D623952S

(12) **United States Design Patent**
Yourist et al.

(10) **Patent No.:** **US D623,952 S**

(45) **Date of Patent:** **** Sep. 21, 2010**

(54) **CONTAINER**

(75) Inventors: **Sheldon E. Yourist**, York, PA (US);
Travis A. Hunter, Hallam, PA (US);
Raymond A. Pritchett, Jr., Brogue, PA
(US)

(73) Assignee: **Graham Packaging Company, L.P.**,
York, PA (US)

(**) Term: **14 Years**

(21) Appl. No.: **29/353,602**

(22) Filed: **Jan. 12, 2010**

(51) **LOC (9) Cl.** **09-01**

(52) **U.S. Cl.** **D9/516; D9/542**

(58) **Field of Classification Search** D9/516,
D9/520, 530, 541, 542, 543, 559, 560, 563,
D9/564, 565, 569, 570, 571, 574; 215/381–385
See application file for complete search history.

(56) **References Cited**

U.S. PATENT DOCUMENTS

6,575,321	B2 *	6/2003	Bourque et al.	215/384
D507,746	S *	7/2005	Sasaki et al.	D9/516
6,974,047	B2 *	12/2005	Kelley et al.	215/381
D525,527	S *	7/2006	Ogg	D9/516
D525,528	S *	7/2006	Lane et al.	D9/516
D528,421	S *	9/2006	Sasaki et al.	D9/516
D528,427	S *	9/2006	Sasaki et al.	D9/541
D529,385	S *	10/2006	Gamber et al.	D9/516
D533,071	S *	12/2006	Forget	D9/564
D533,782	S *	12/2006	Ogg et al.	D9/516
D533,786	S *	12/2006	Ogg et al.	D9/563
D536,258	S *	2/2007	Ogg et al.	D9/564
D547,670	S *	7/2007	Heisner	D9/658
D560,496	S *	1/2008	Heisner	D9/516

D565,962	S *	4/2008	Sasaki et al.	D9/567
D568,167	S *	5/2008	Sasaki et al.	D9/560
D568,169	S *	5/2008	Sasaki et al.	D9/570
D569,258	S *	5/2008	Yourist et al.	D9/542
D577,594	S *	9/2008	Sasaki et al.	D9/542
D578,400	S *	10/2008	Sasaki et al.	D9/542
D598,774	S *	8/2009	Schlies et al.	D9/541
D598,782	S *	8/2009	Sasaki et al.	D9/564
7,631,775	B2 *	12/2009	Heisner et al.	215/381

* cited by examiner

Primary Examiner—Stella M Reid

Assistant Examiner—Elizabeth J Oswecki

(74) *Attorney, Agent, or Firm*—Knoble Yoshida & Dunleavy,
LLC

(57) **CLAIM**

The ornamental design for a container, as shown and described.

DESCRIPTION

FIG. 1 is a perspective view of a container showing our new design;

FIG. 2 is a front elevation view thereof;

FIG. 3 is a rear elevation view thereof;

FIG. 4 is a first side elevation view thereof;

FIG. 5 is a second side elevation view thereof;

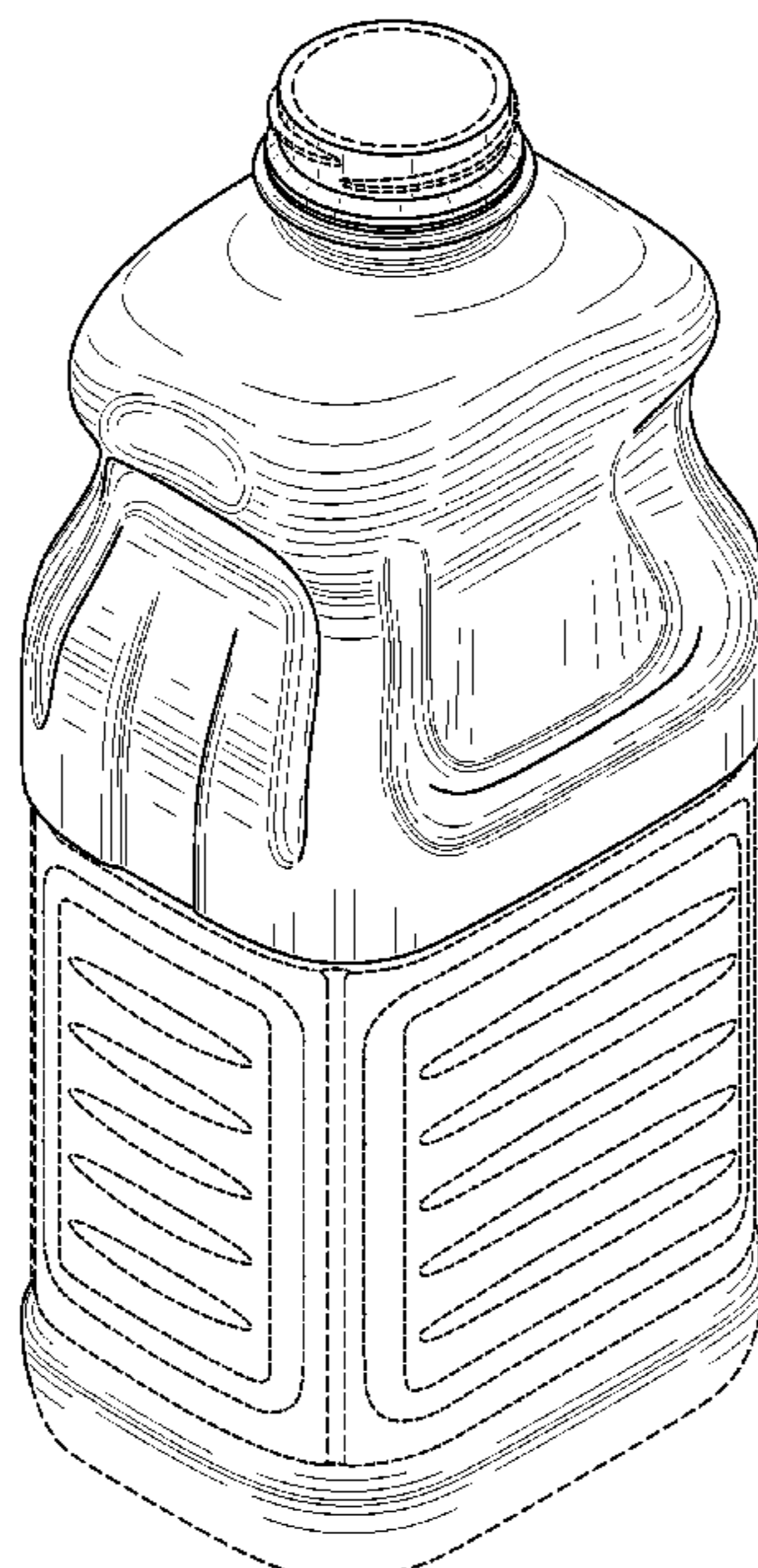
FIG. 6 is a top plan view thereof; and,

FIG. 7 is a bottom plan view thereof.

Any broken lines in the drawings depict probable environment only and form no part of the claimed design.

The broken line showing of a container is included for the purpose of illustrating environment only and forms no part of the claimed design.

1 Claim, 6 Drawing Sheets



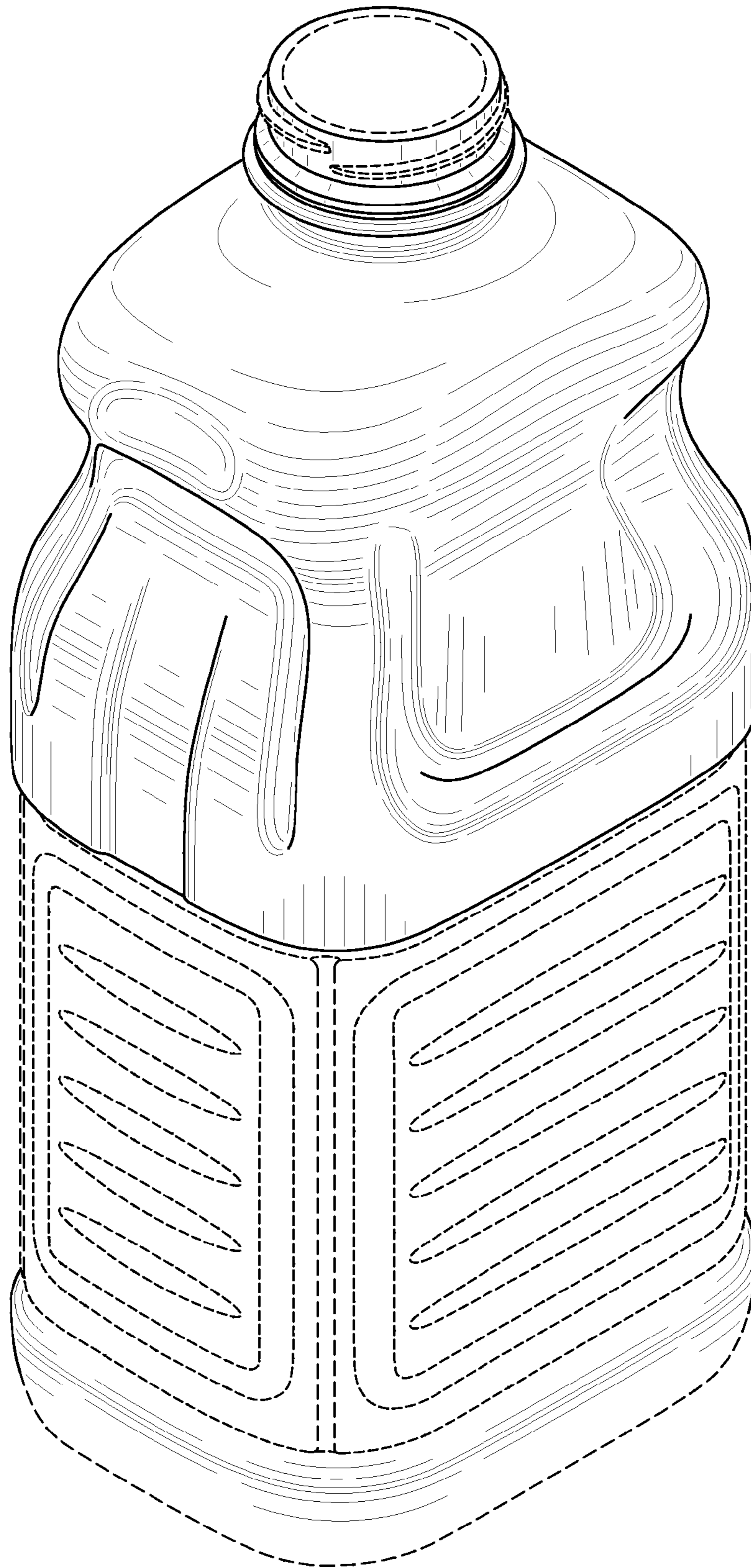


FIG. 1

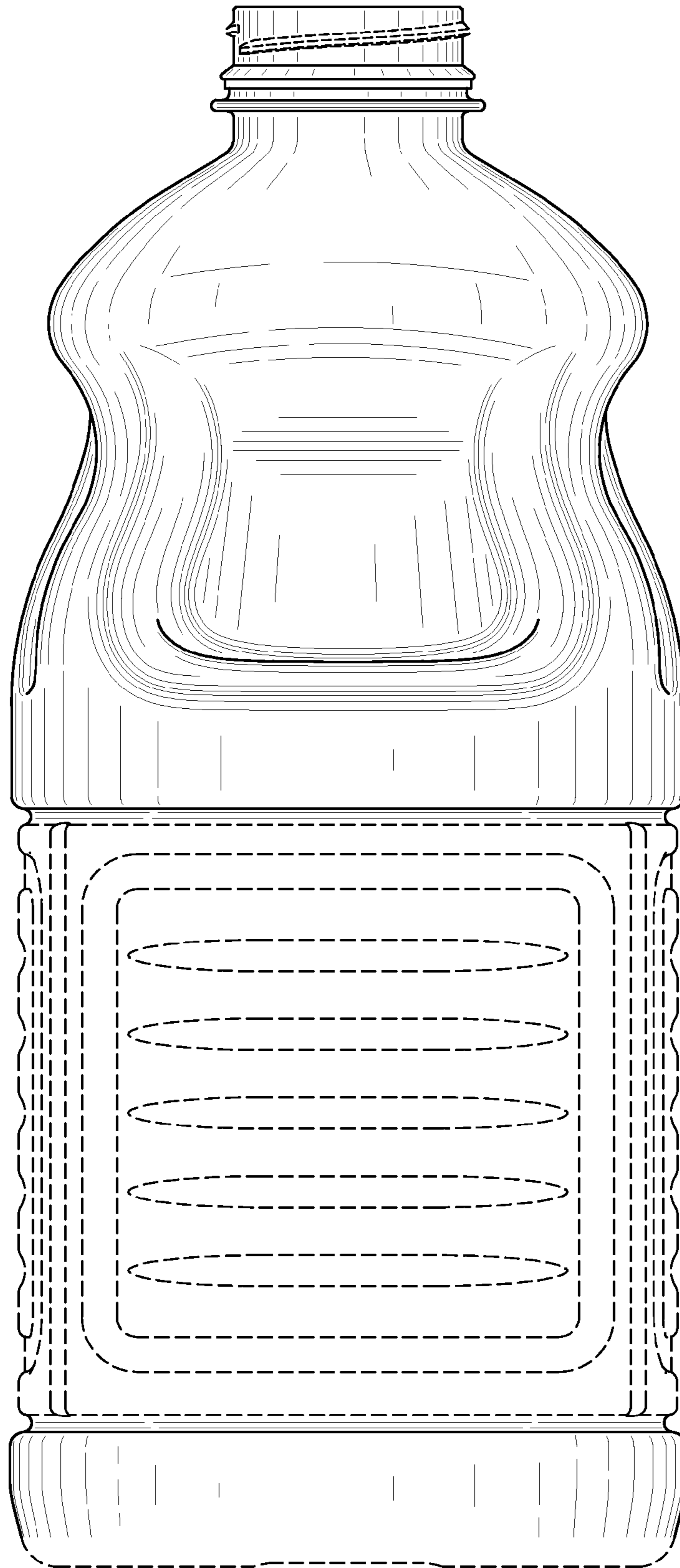


FIG. 2

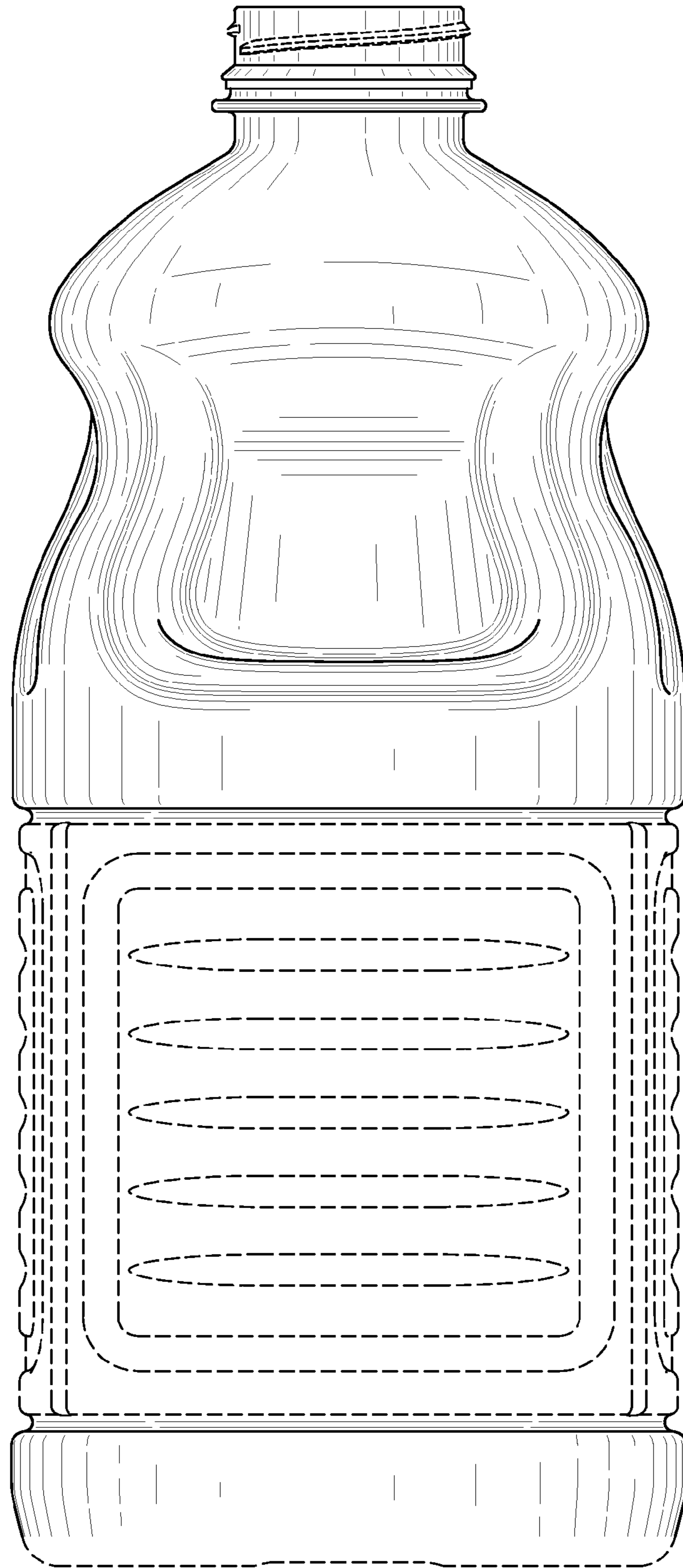


FIG. 3

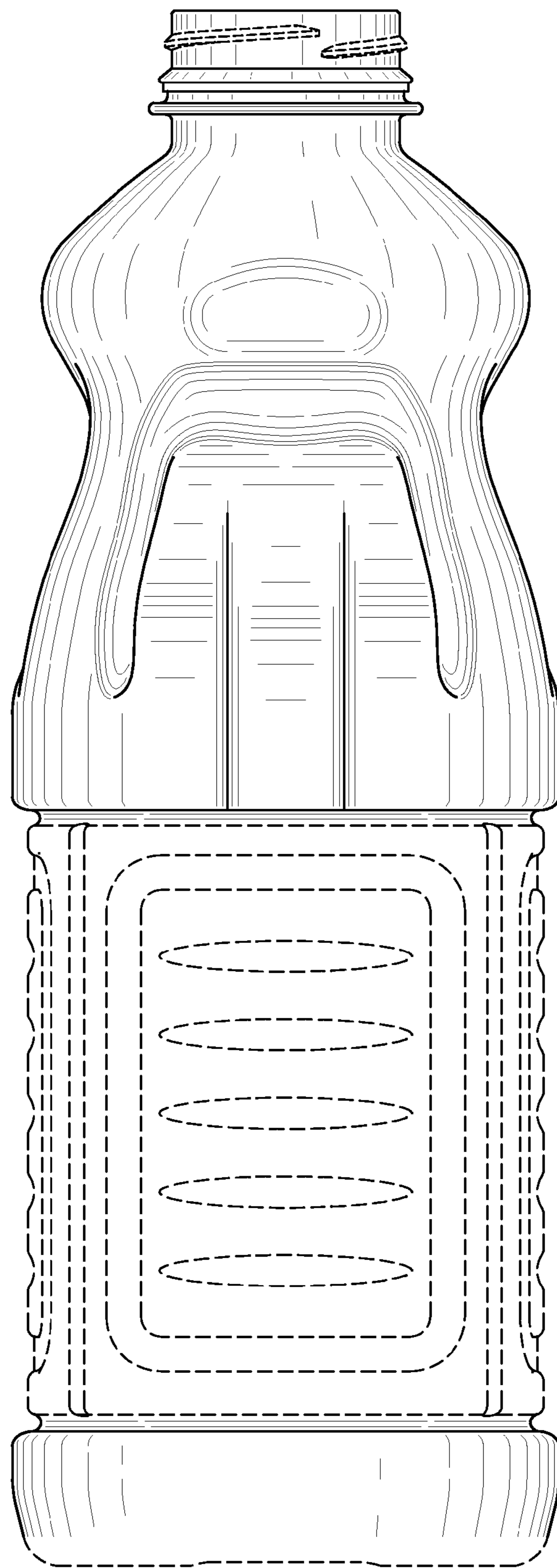


FIG. 4

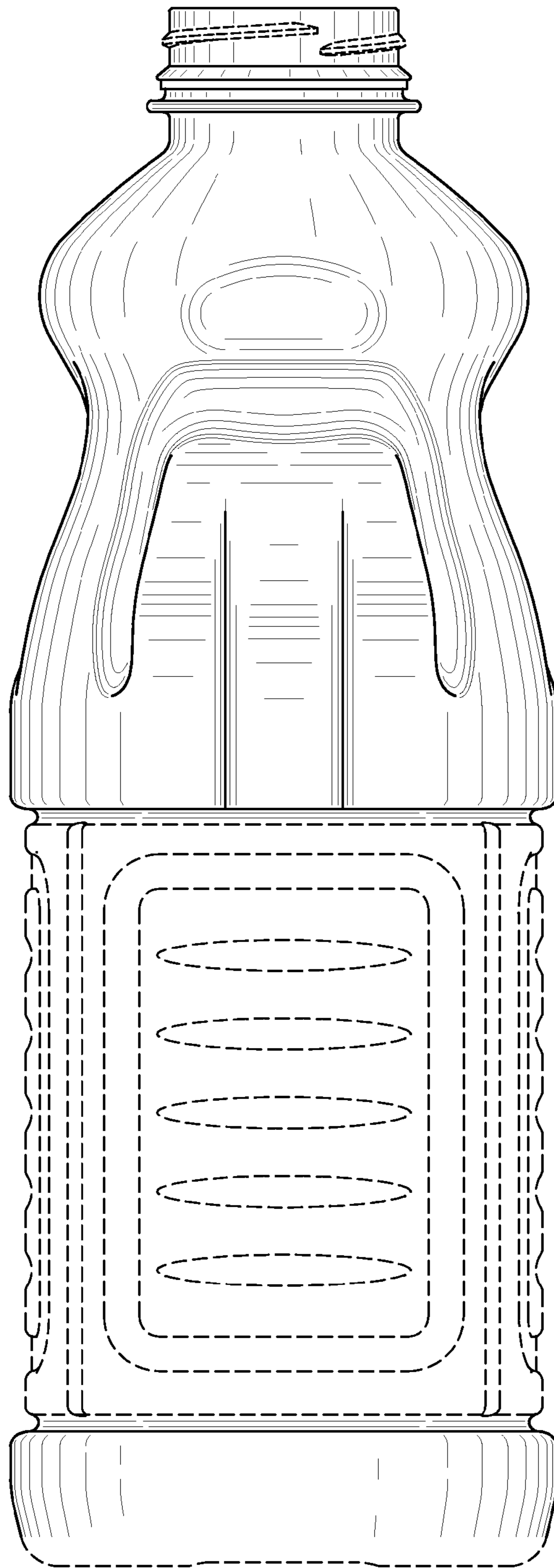


FIG. 5

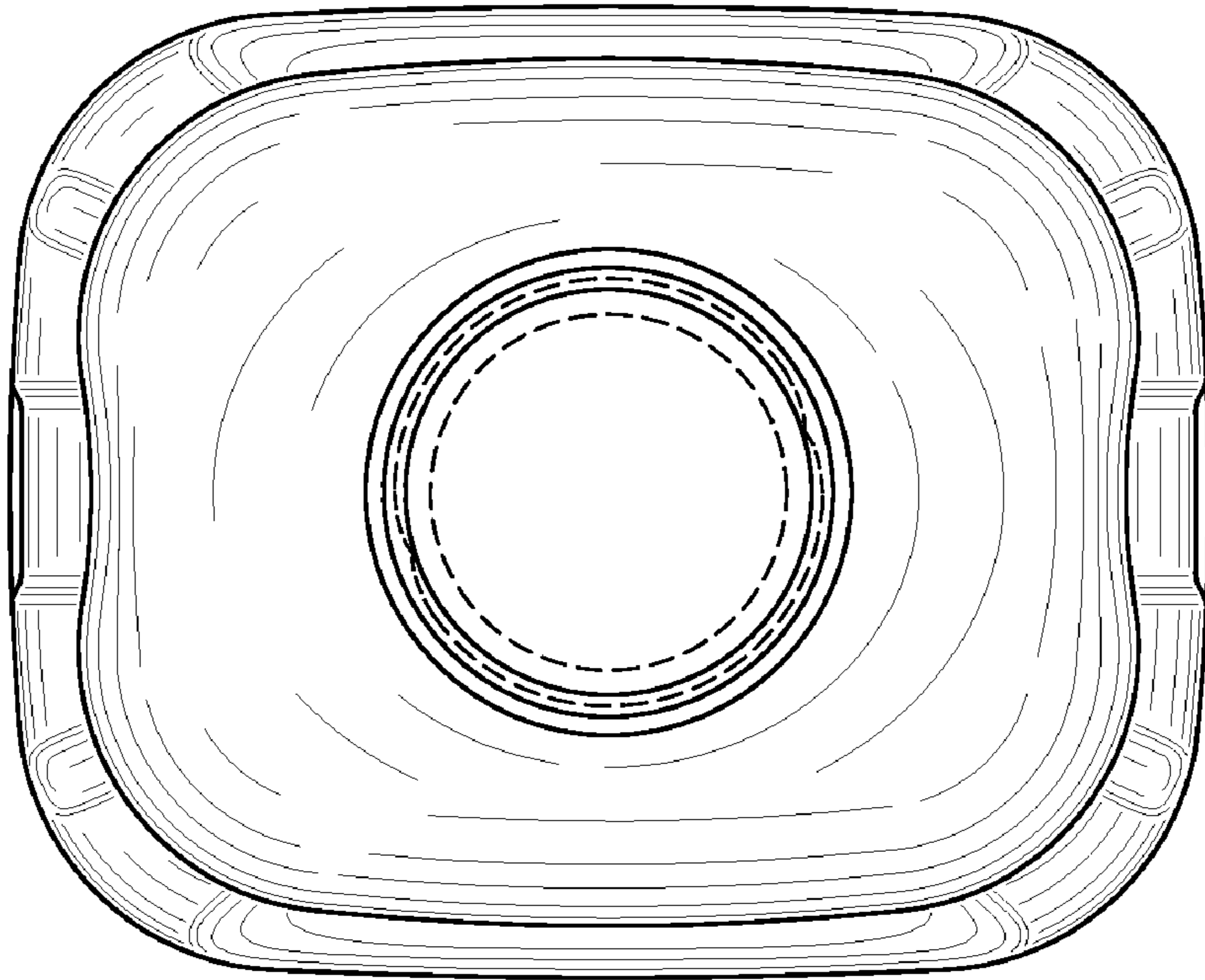


FIG. 6

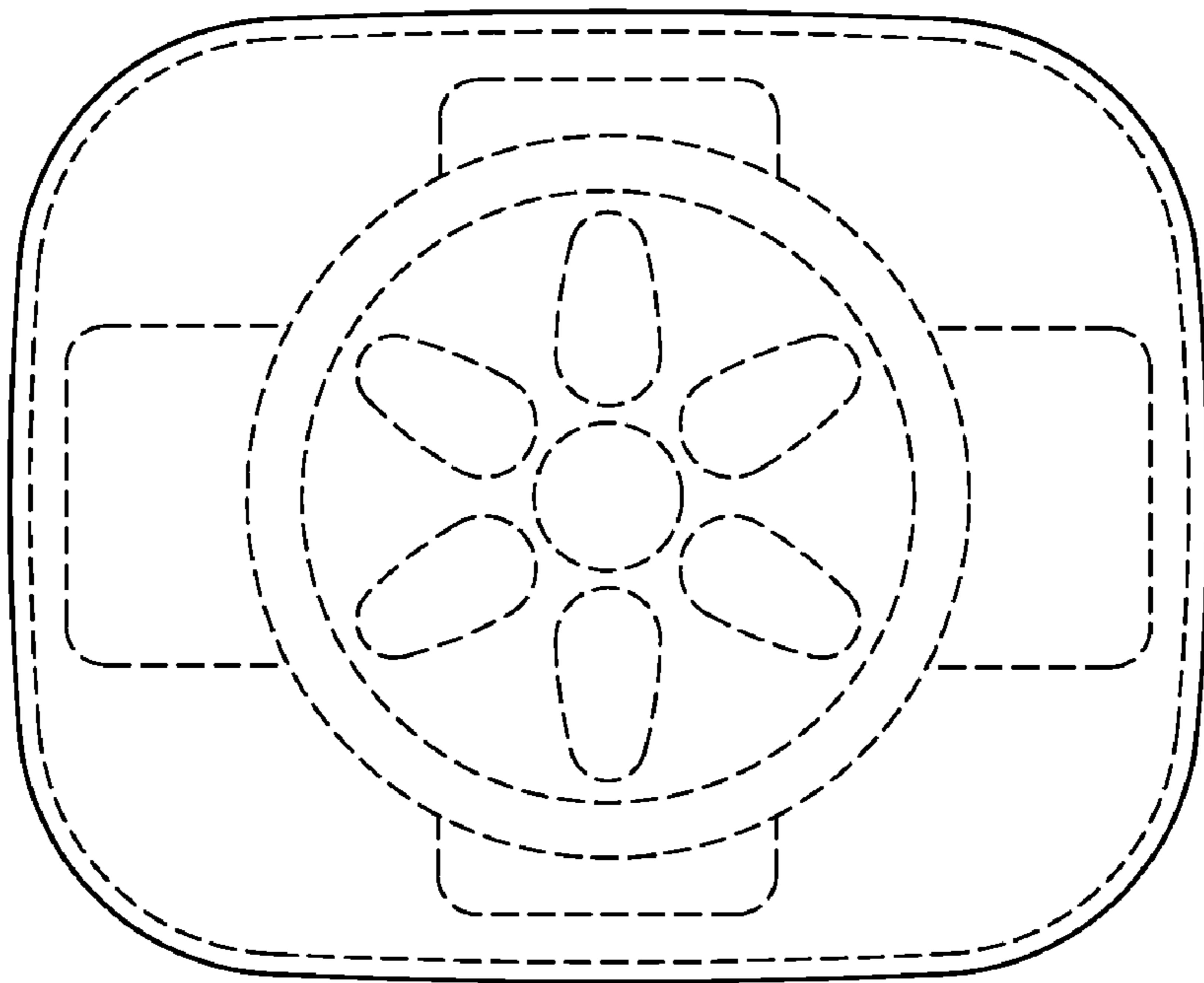


FIG. 7