



US00D623950S

(12) **United States Design Patent**  
**Eugui et al.**

(10) **Patent No.:** **US D623,950 S**  
(45) **Date of Patent:** **\*\* \*Sep. 21, 2010**

(54) **BOTTLE**

(75) Inventors: **Cherie Eugui**, Vahalla, NY (US); **Jason Billig**, Mt. Vernon, NY (US); **Leslie Stuart**, Larchmont, NY (US)

(73) Assignee: **PepsiCo, Inc.**, Purchase, NY (US)

(\*\*) Term: **14 Years**

(21) Appl. No.: **29/352,620**

(22) Filed: **Dec. 23, 2009**

**Related U.S. Application Data**

(62) Division of application No. 29/317,168, filed on Apr. 23, 2008, now Pat. No. Des. 612,733.

(51) **LOC (9) Cl.** ..... **09-01**

(52) **U.S. Cl.** ..... **D9/516; D9/552; D9/554**

(58) **Field of Classification Search** ..... D9/516,  
D9/529, 530, 537-542, 549-558; 215/381-385;  
220/662, 669

See application file for complete search history.

(56) **References Cited**

**U.S. PATENT DOCUMENTS**

D404,311 S *	1/1999	Zimmer et al.	.....	D9/552
D414,112 S *	9/1999	Waggaman et al.	.....	D9/520
D424,948 S *	5/2000	Ullmo	.....	D9/540
D429,166 S *	8/2000	Ogg	.....	D9/552
D432,018 S *	10/2000	Steward	.....	D9/537
D432,020 S	10/2000	Steward et al.		
6,230,912 B1	5/2001	Rashid		
D453,686 S	2/2002	Petursdottir		
D455,964 S	4/2002	Patterson		
D510,025 S	9/2005	Venkataraman et al.		
D556,581 S	12/2007	Yamada		
D559,699 S *	1/2008	Dellevigne	.....	D9/550
D560,500 S	1/2008	Venkataraman et al.		
D561,042 S	2/2008	Darr et al.		
D561,598 S *	2/2008	Dellevigne	.....	D9/550
D565,961 S *	4/2008	Dellevigne	.....	D9/550

(Continued)

*Primary Examiner*—Stella M Reid

*Assistant Examiner*—Keli L Hill

(74) *Attorney, Agent, or Firm*—Banner & Witcoff, Ltd.

(57) **CLAIM**

The ornamental design for a bottle, as shown and described.

**DESCRIPTION**

FIG. 1 is a top rear right perspective view of a bottle showing a first embodiment of our new design;

FIG. 2 is a front view thereof;

FIG. 3 is a rear view thereof;

FIG. 4 is a right side view thereof;

FIG. 5 is a left side view thereof;

FIG. 6 is a top view thereof, wherein features of the unclaimed base visible through the throat of the bottle have been omitted;

FIG. 7 is a bottom view thereof;

FIG. 8 is a top rear right perspective view of a bottle showing a second embodiment of our new design;

FIG. 9 is a front view thereof;

FIG. 10 is a rear view thereof;

FIG. 11 is a right side view thereof;

FIG. 12 is a left side view thereof;

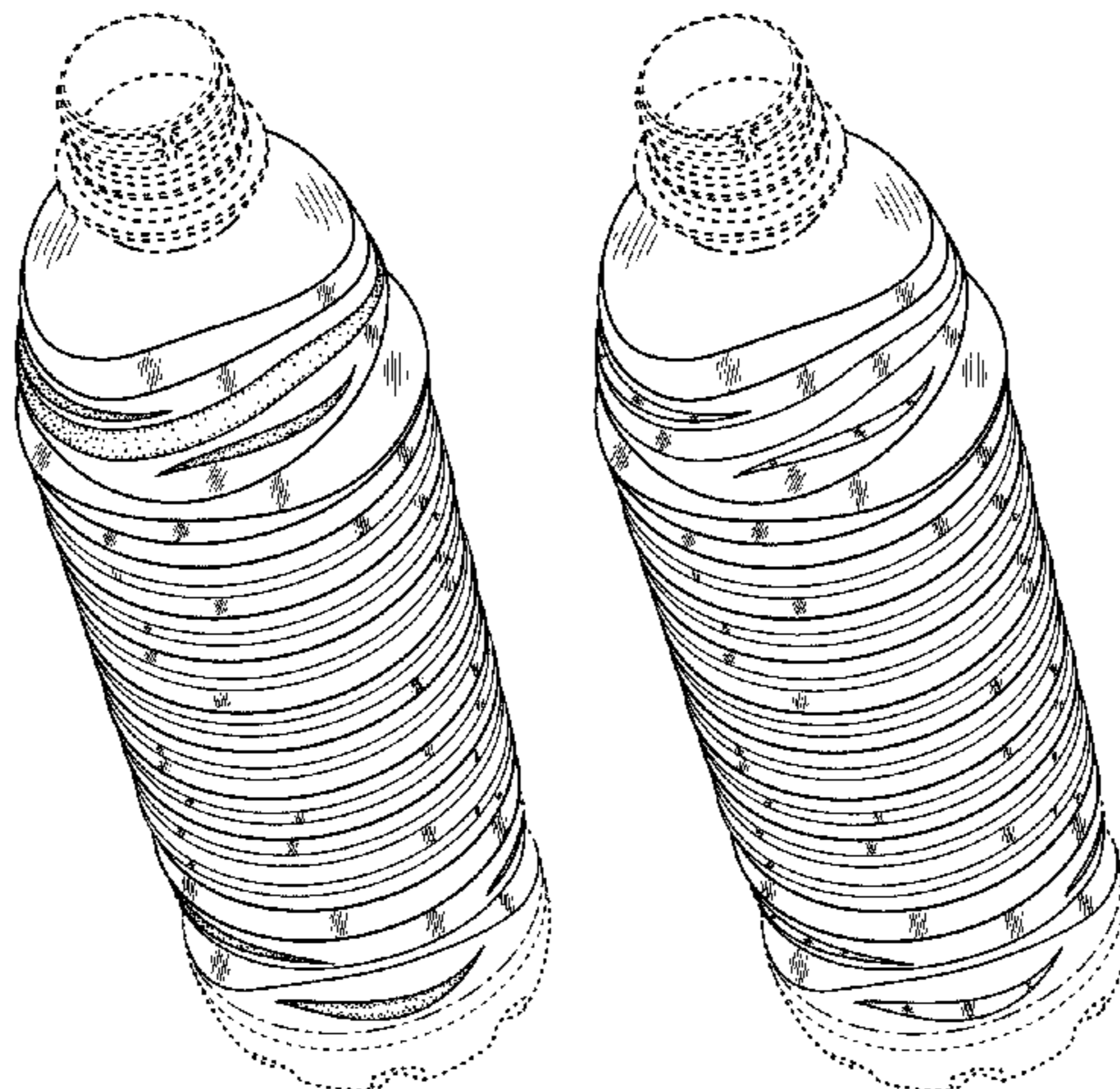
FIG. 13 is a top view thereof, wherein features of the unclaimed base visible through the throat of the bottle have been omitted; and,

FIG. 14 is a bottom view thereof.

The stippled shading shown on some portions of the design in FIGS. 1-6 represent a contrasting surface.

The dot-dash broken lines immediately adjacent the shaded areas represent the bounds of the claimed design, while all other broken lines are included for the purposed of illustrating environment; the broken lines form no part of the claimed design.

**1 Claim, 8 Drawing Sheets**



# US D623,950 S

Page 2

## U.S. PATENT DOCUMENTS

D568,158 S *	5/2008	Dellevigne .....	D9/516	D602,782 S *	10/2009	Lepoitevin .....	D9/538
D568,159 S *	5/2008	Dellevigne .....	D9/516	D604,169 S *	11/2009	Melossi .....	D9/538
D568,160 S *	5/2008	Dellevigne .....	D9/516	D606,869 S *	12/2009	Hackl .....	D9/551
D568,166 S *	5/2008	Dellevigne .....	D9/550	D606,870 S *	12/2009	Kaminski et al. ....	D9/552
D570,220 S *	6/2008	Venkataraman et al. ....	D9/516	D607,730 S *	1/2010	Lepoitevin .....	D9/516
D570,224 S *	6/2008	Dellevigne .....	D9/550	D607,733 S *	1/2010	Lepoitevin .....	D9/538
D570,694 S *	6/2008	Venkataraman et al. ....	D9/516	D609,105 S *	2/2010	Tiefenback .....	D9/539
D570,695 S *	6/2008	Venkataraman et al. ....	D9/516	D612,733 S *	3/2010	Eugui et al. ....	D9/516
D571,215 S *	6/2008	Venkataraman et al. ....	D9/516	D614,963 S *	5/2010	Arnell .....	D9/537
D571,668 S *	6/2008	Dellevigne .....	D9/550	2007/0257003 A1 *	11/2007	Colloud .....	215/382
D591,156 S *	4/2009	George et al. ....	D9/516	2010/0155359 A1 *	6/2010	Simon et al. ....	215/382
				2010/0163515 A1 *	7/2010	Nemoto .....	215/382

\* cited by examiner

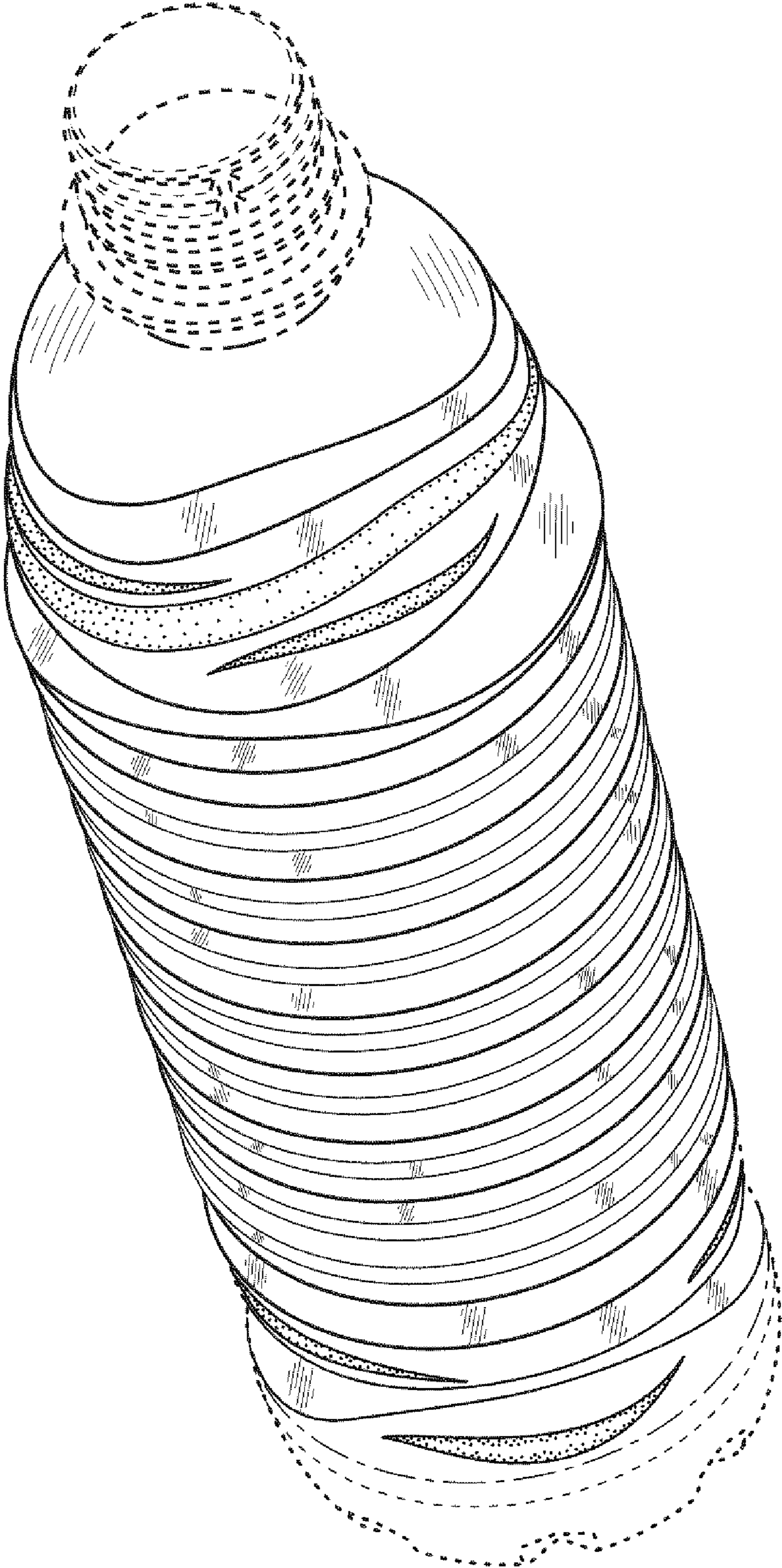


FIG. 1




FIG. 2

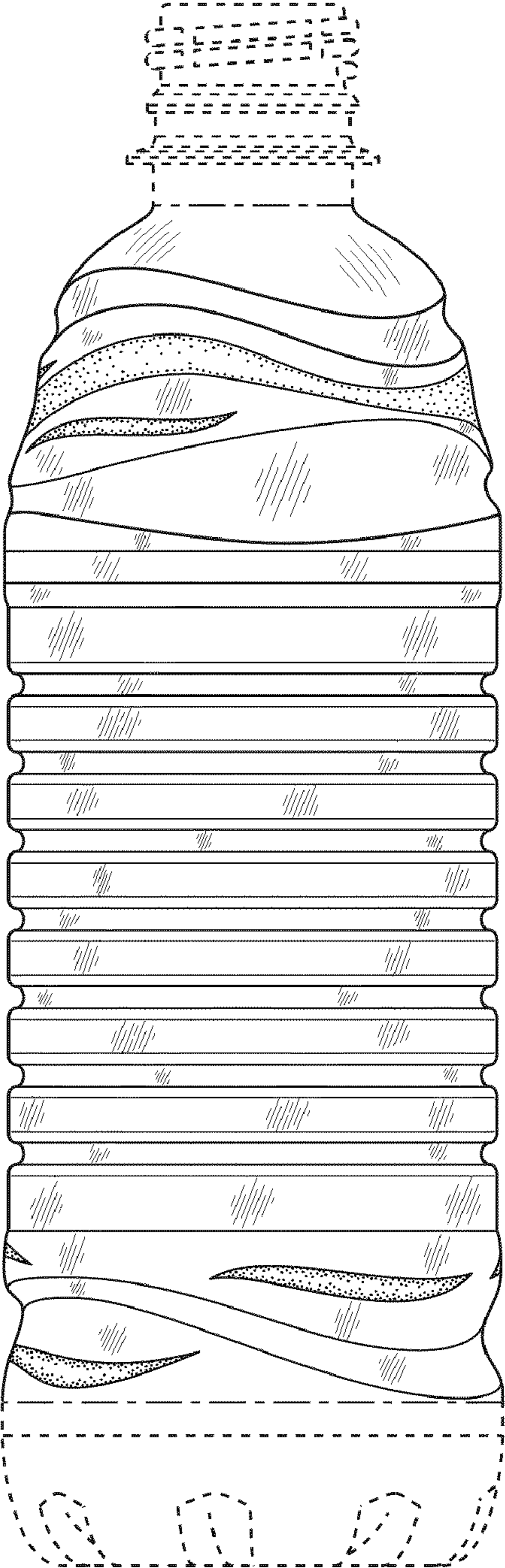


FIG. 3

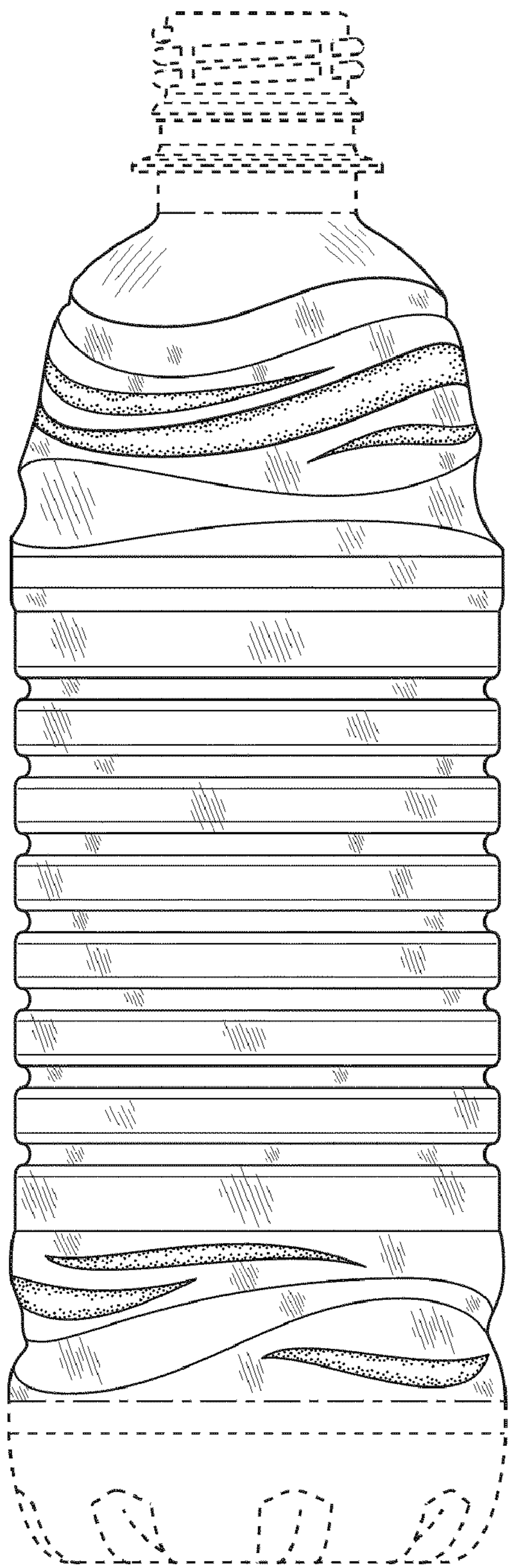


FIG. 4




FIG. 5

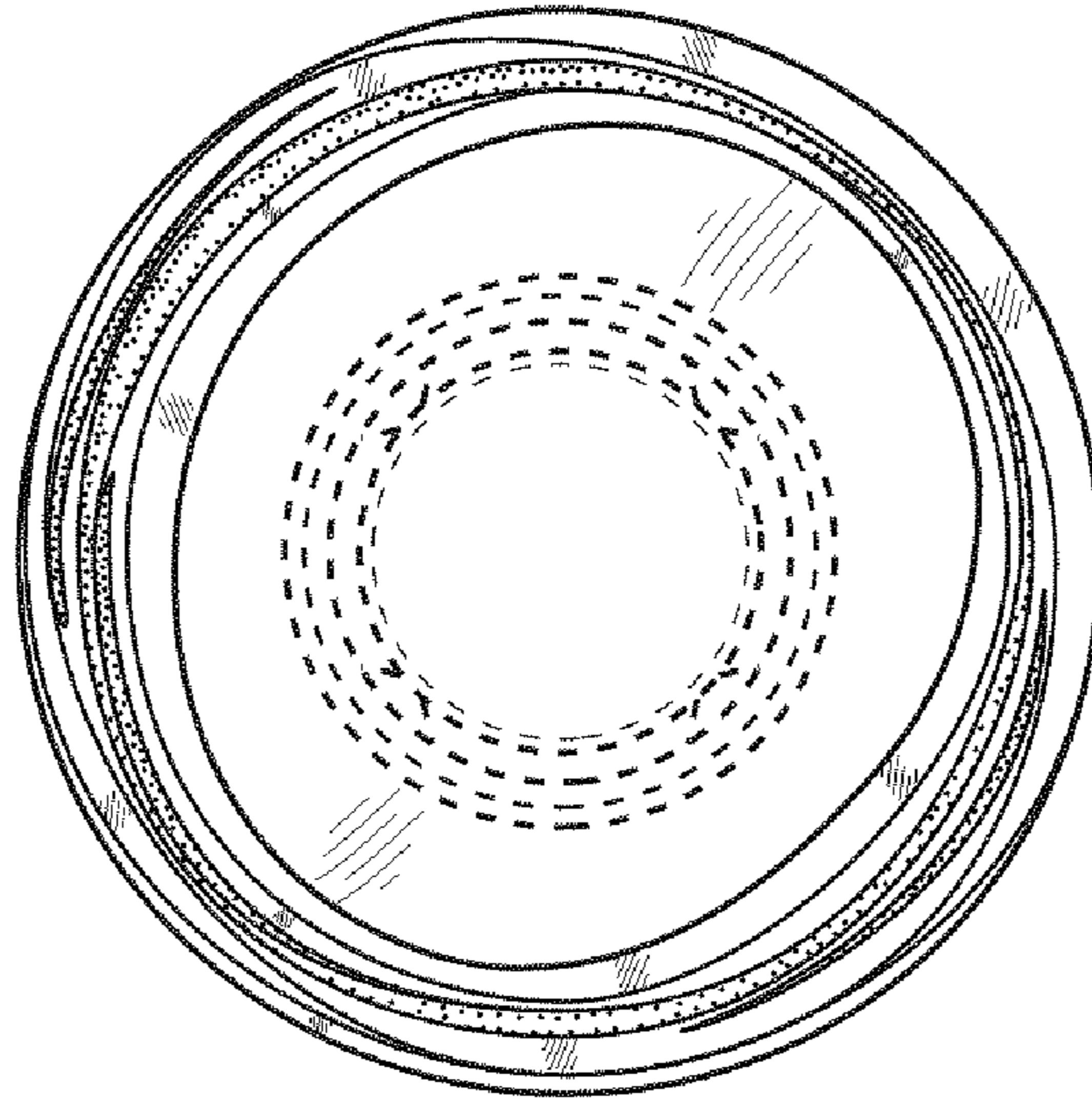


FIG. 6

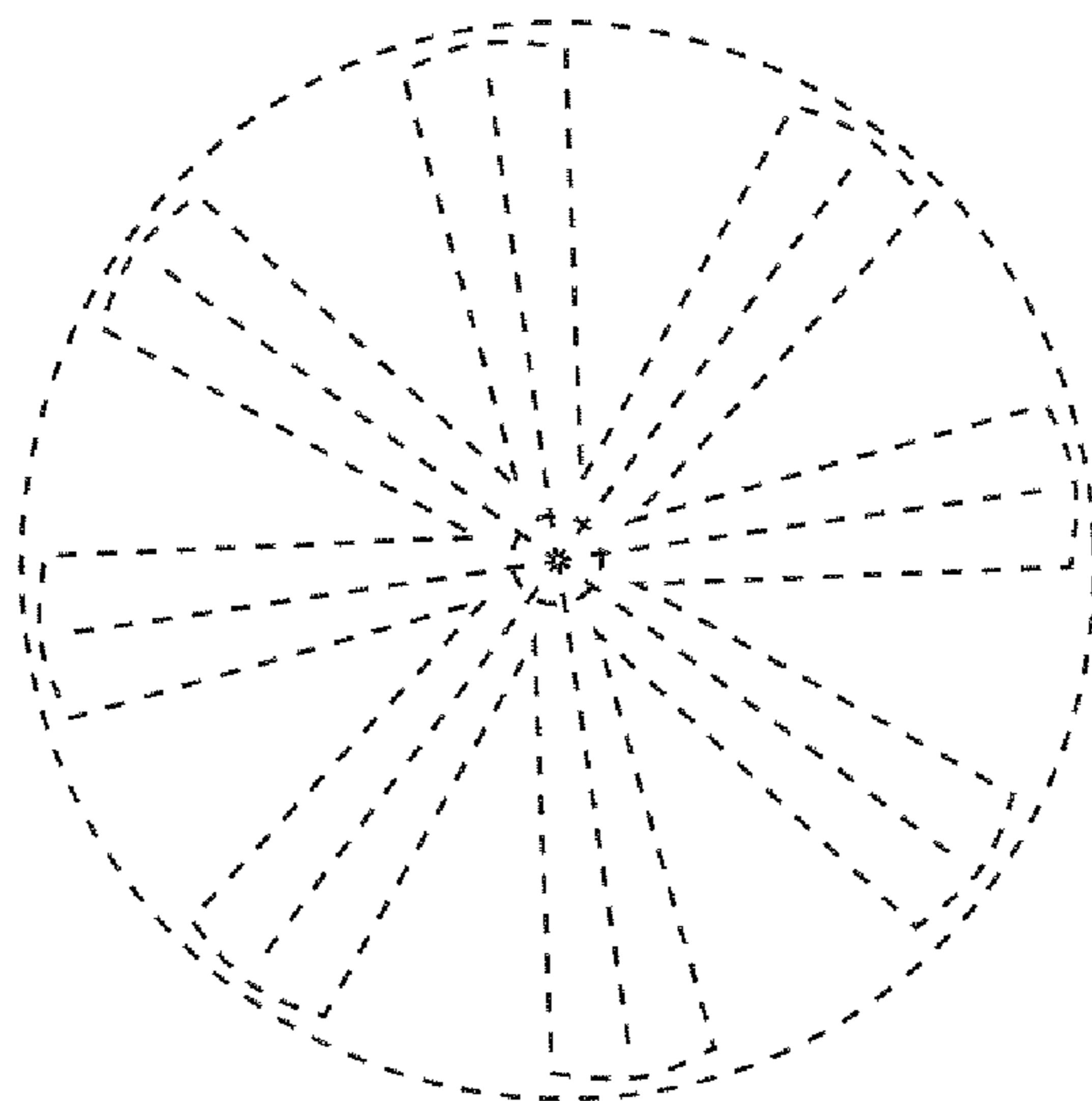


FIG. 7

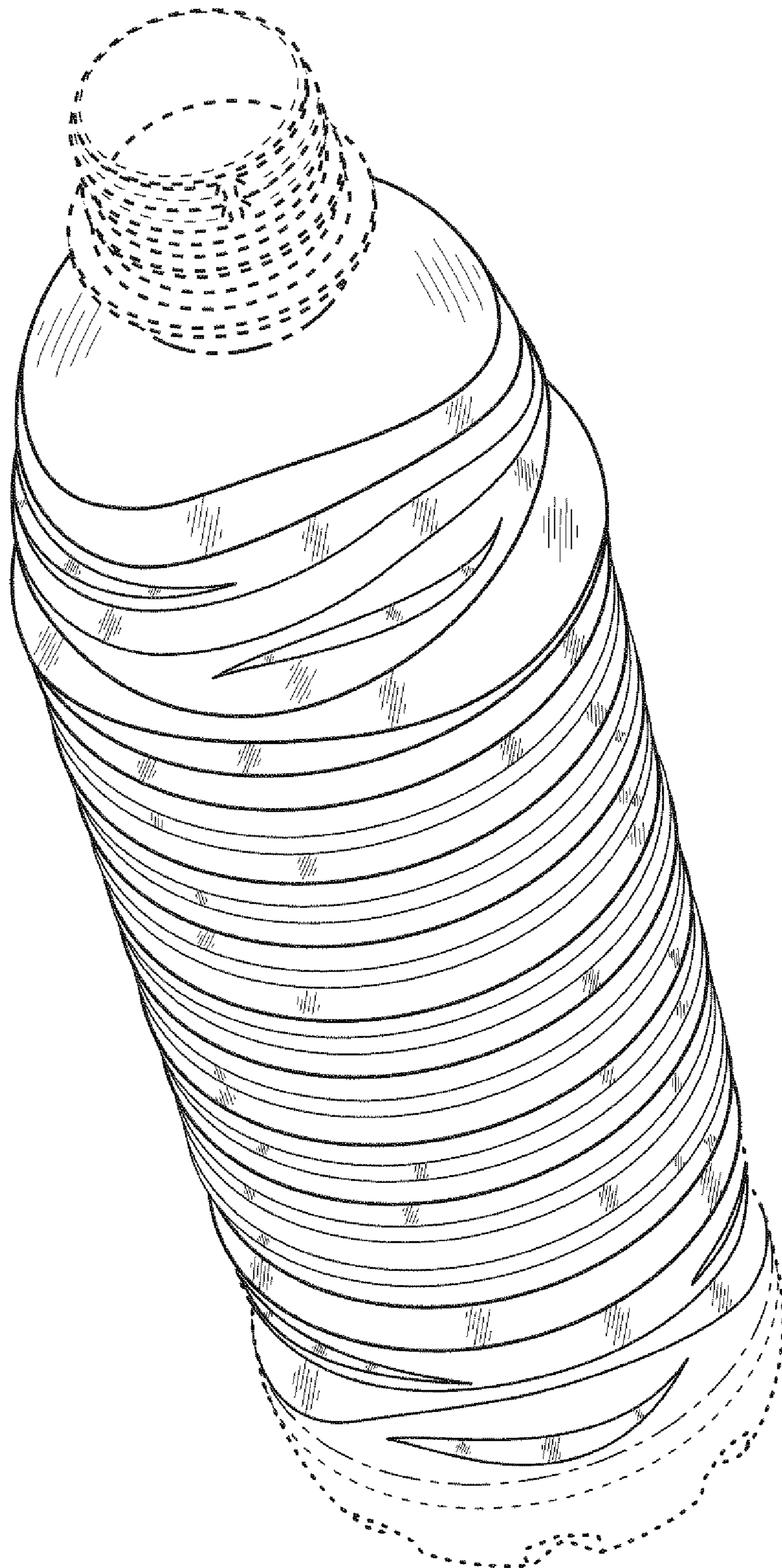


FIG. 8




FIG. 9

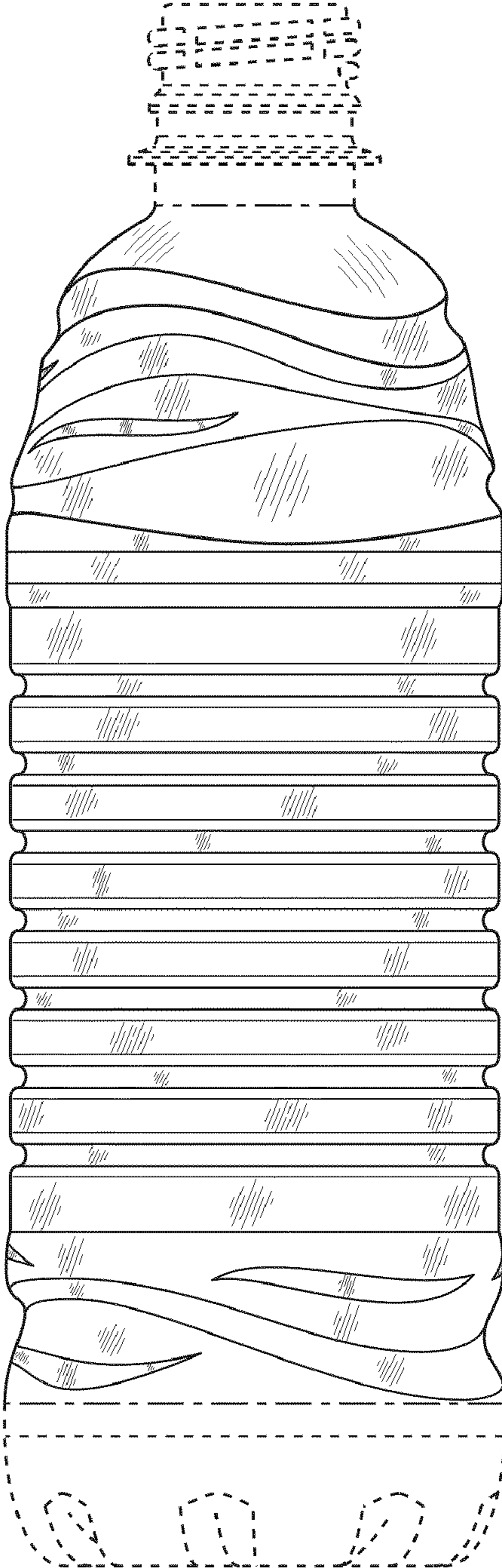


FIG. 10



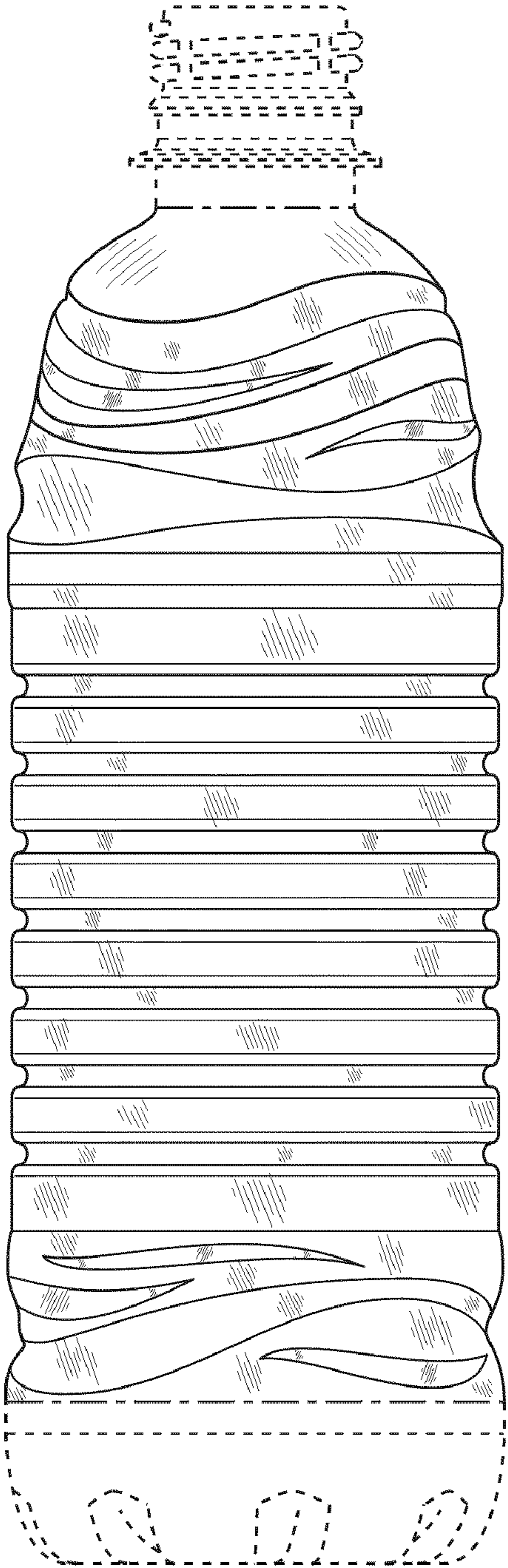


FIG. 11




FIG. 12

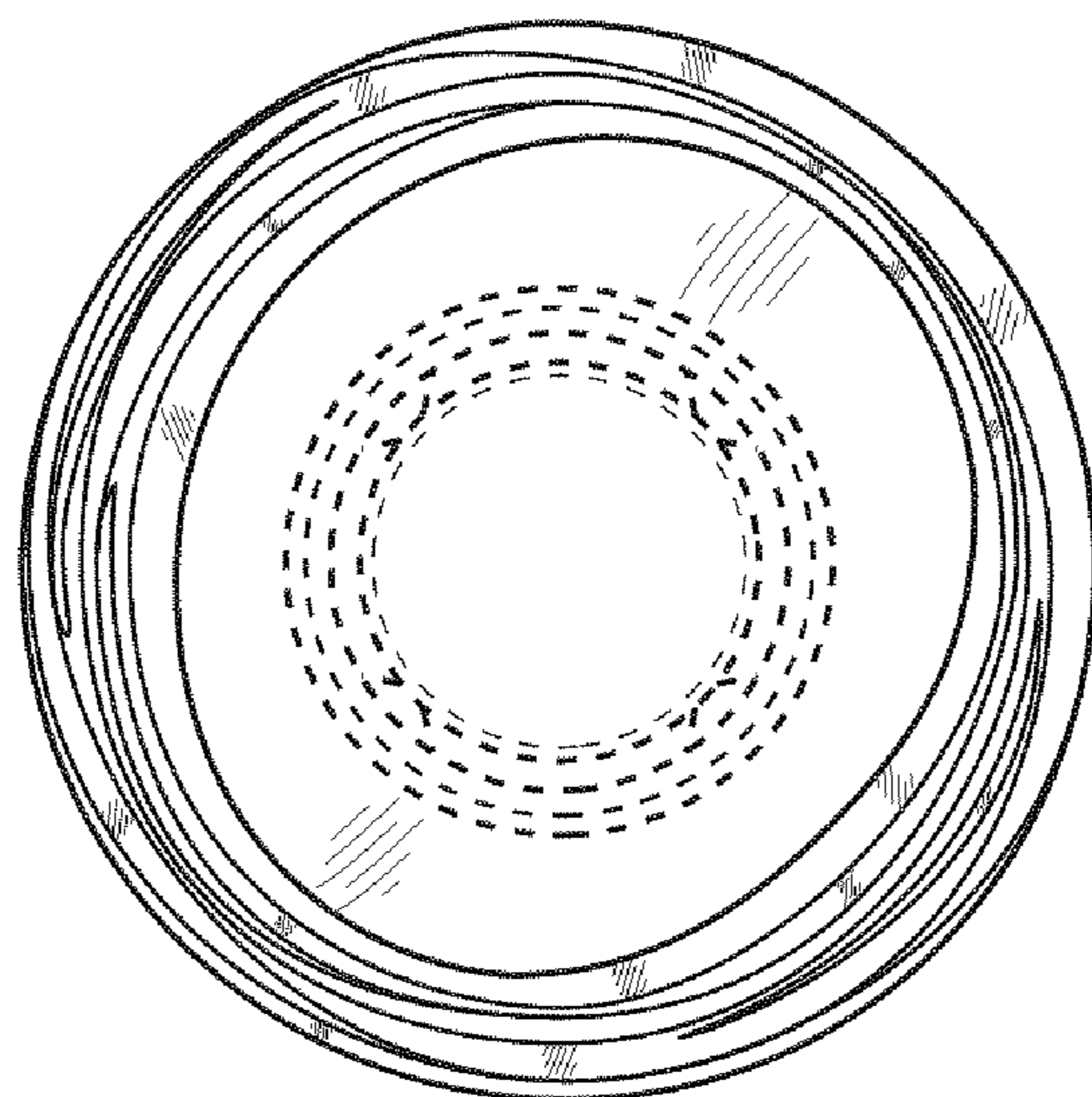


FIG. 13

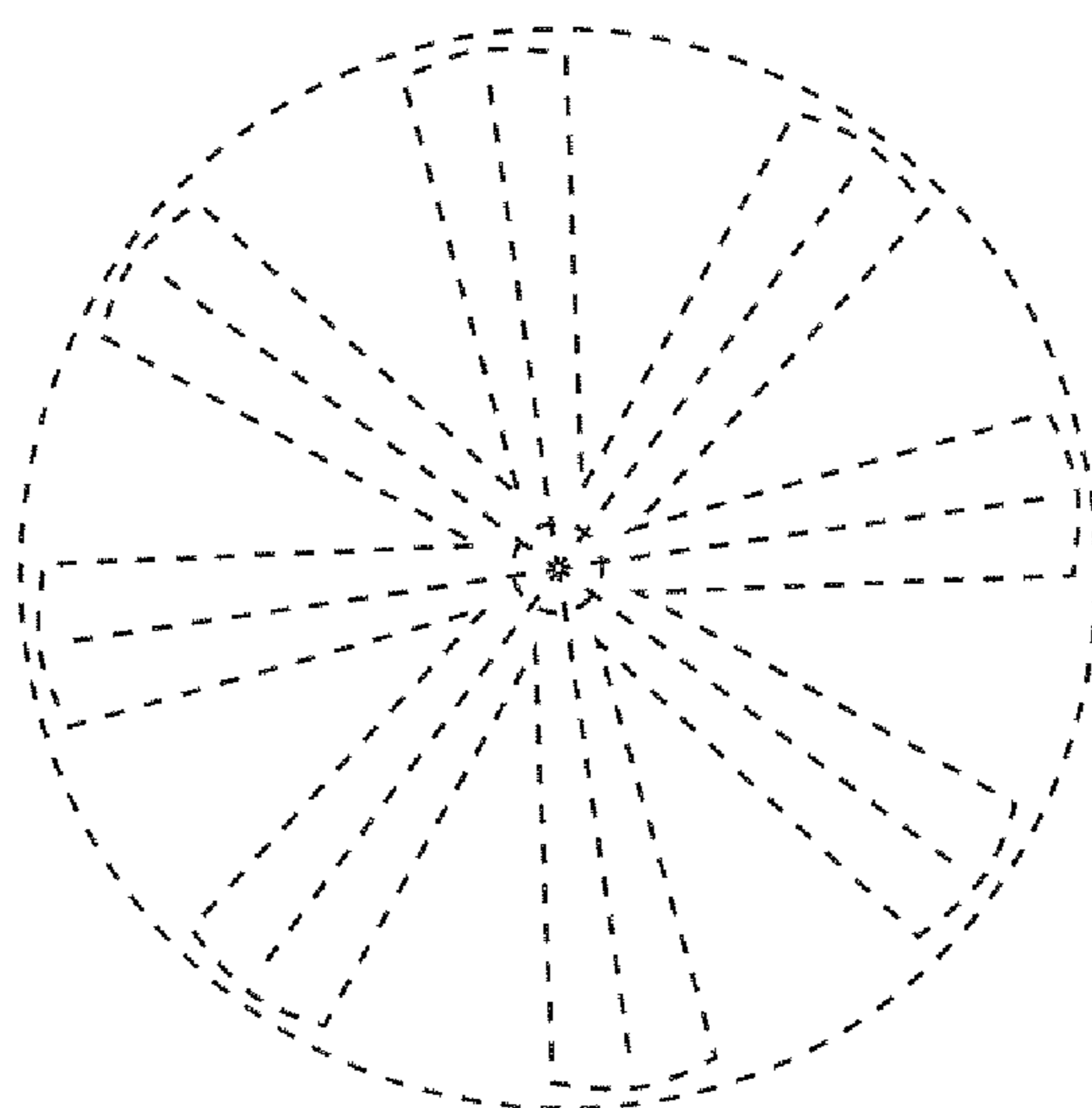


FIG. 14