



US00D623926S

(12) **United States Design Patent**
Esjunin

(10) **Patent No.:** **US D623,926 S**

(45) **Date of Patent:** **** Sep. 21, 2010**

(54) **PENDULUM ROUND POST**

D601,567 S * 10/2009 Lau D14/432
D610,730 S * 2/2010 Flaherty et al. D26/68

(75) Inventor: **Evgeniy E. Esjunin**, Lowell, MA (US)

* cited by examiner

(73) Assignee: **Saint-Gobain Ceramics & Plastics, Inc.**, Worcester, MA (US)

Primary Examiner—Elizabeth A Albert

Assistant Examiner—Kelley A Donnelly

(74) *Attorney, Agent, or Firm*—Robert T. Conway

(**) Term: **14 Years**

(21) Appl. No.: **29/315,891**

(57) **CLAIM**

(22) Filed: **Aug. 3, 2009**

The ornamental design for a pendulum round post, as shown and described.

(51) **LOC (9) Cl.** **08-05**

(52) **U.S. Cl.** **D8/354**

(58) **Field of Classification Search** D25/126;
D8/349, 354, 373; D6/309; 52/126.6, 127.2;
248/688, 558, 370, 346.01, 908

See application file for complete search history.

DESCRIPTION

FIG. 1 is a perspective view of the pendulum round post embodying my new design.

FIG. 2 is a front view thereof, the opposite side being a mirror image.

FIG. 3 is a side view thereof, and

FIG. 4 is a top view thereof.

FIG. 5 is a perspective view of another embodiment of the pendulum round post embodying my new design.

FIG. 6 is a front view thereof, the opposite side being a mirror image.

FIG. 7 is a side view thereof; and,

FIG. 8 is a top view thereof.

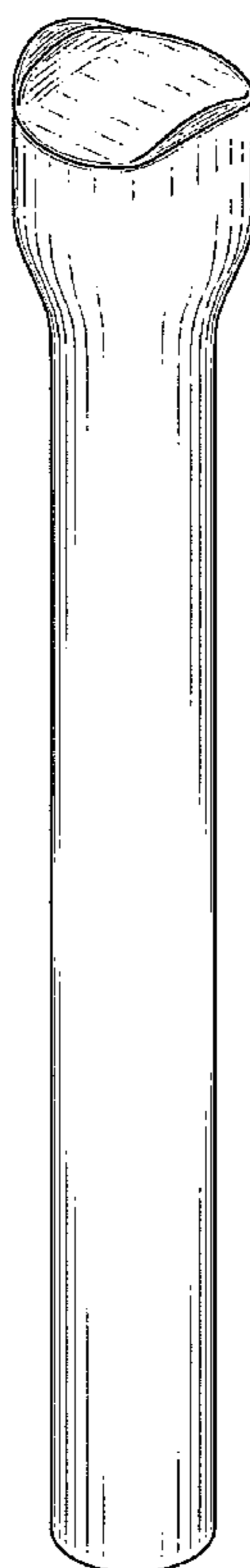
The bottom view is not considered part of the design.

(56) **References Cited**

U.S. PATENT DOCUMENTS

3,933,391	A *	1/1976	Shook	297/215.14
5,228,810	A *	7/1993	Seegmiller	405/290
D373,833	S *	9/1996	Lapp, Jr.	D25/126
D398,412	S *	9/1998	Metchear, III	D26/68
D443,094	S *	5/2001	Landefeld	D26/68
D447,250	S *	8/2001	Dionne et al.	D25/126
6,349,512	B1 *	2/2002	Berkey et al.	52/126.6
D479,355	S *	9/2003	Dalton et al.	D26/67
D567,378	S *	4/2008	Nordahl et al.	D24/156
7,432,875	B1 *	10/2008	Sergi	343/890

1 Claim, 2 Drawing Sheets



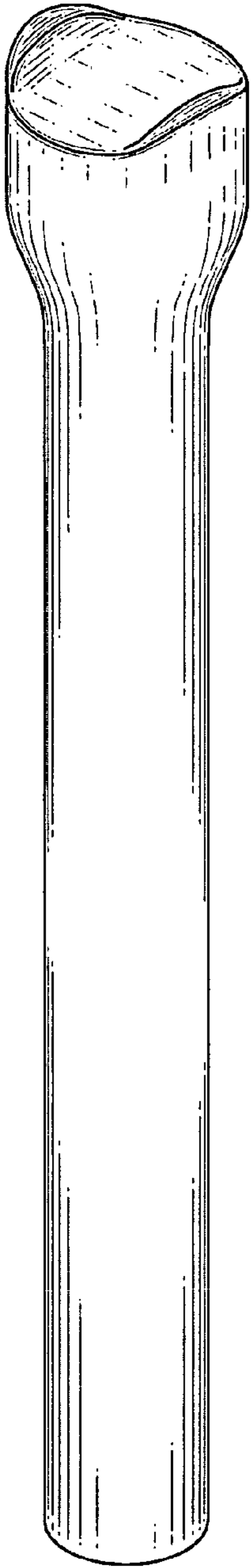


FIG. 1

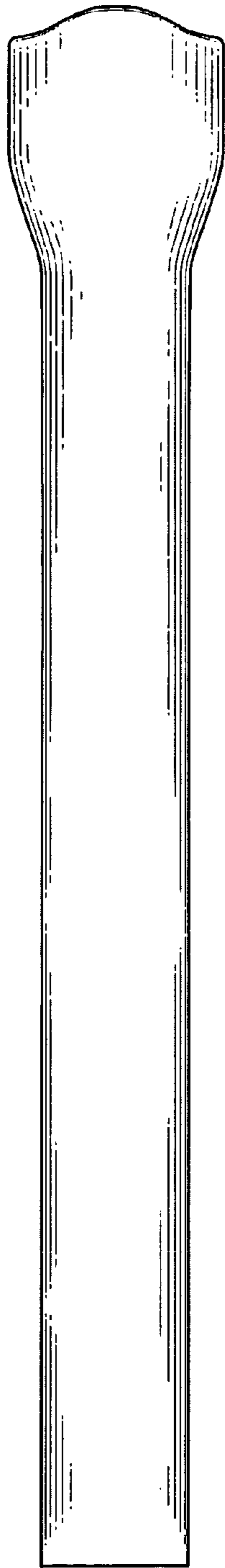


FIG. 2

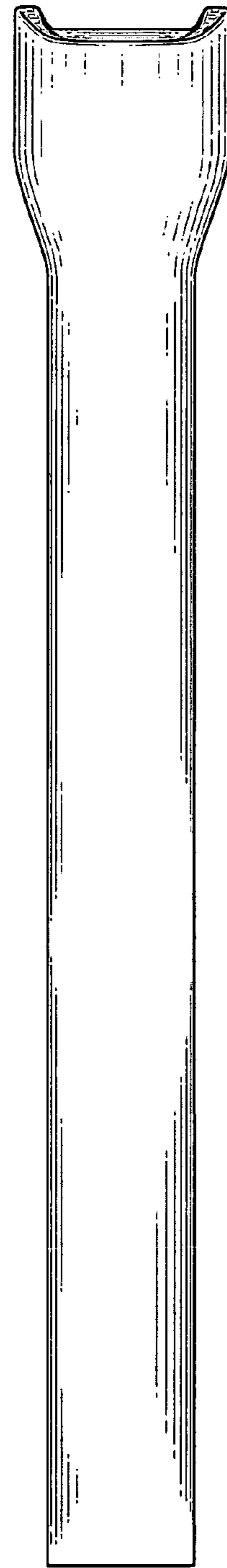


FIG. 3

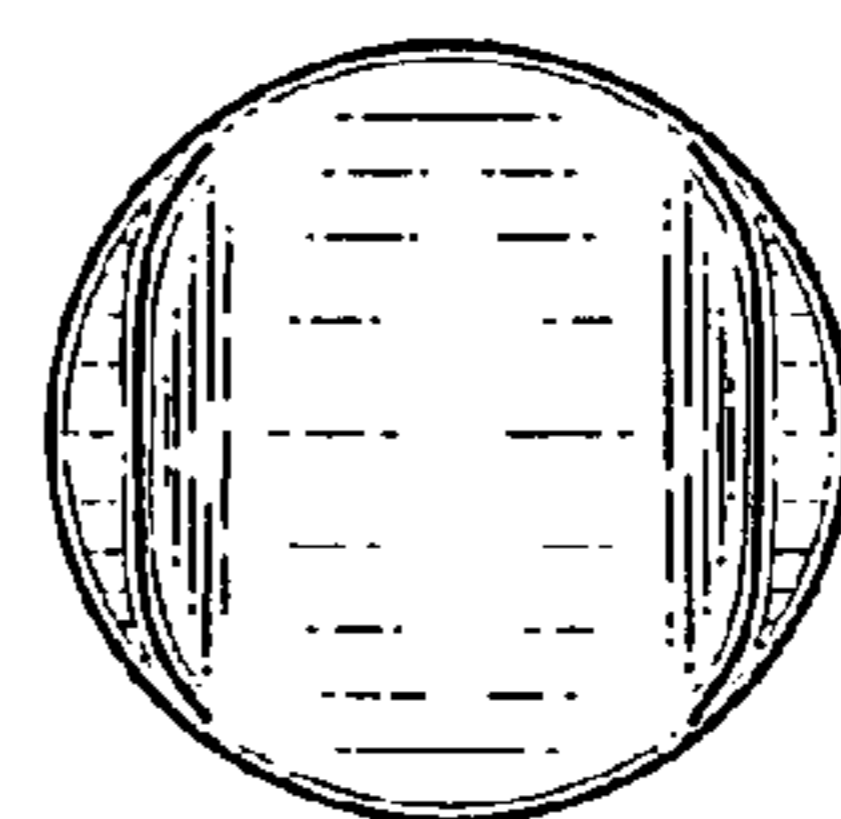


FIG. 4

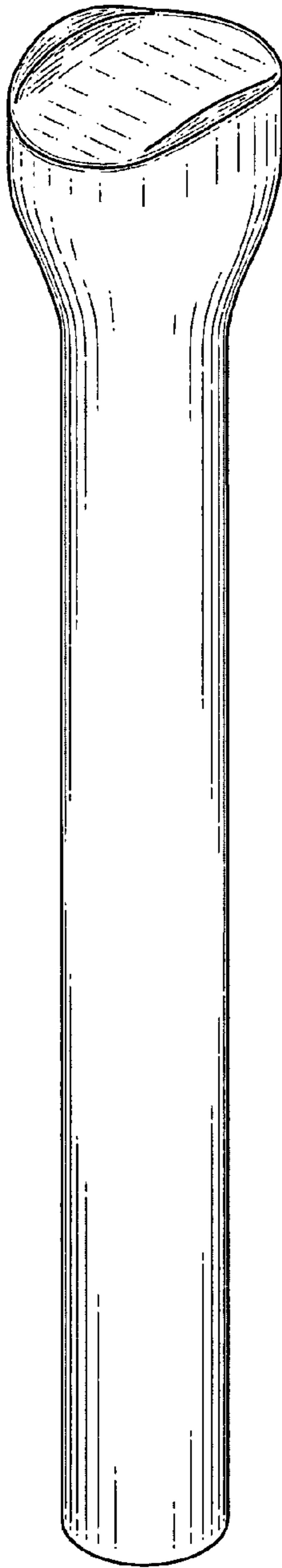


FIG. 5

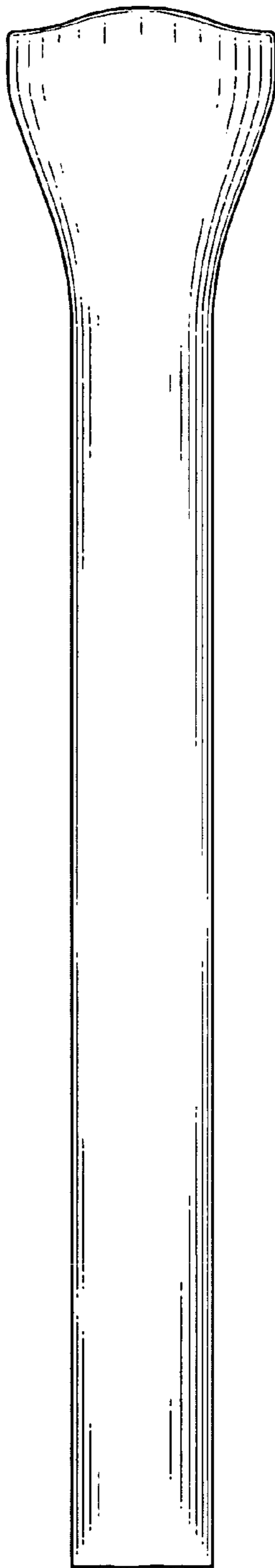


FIG. 6

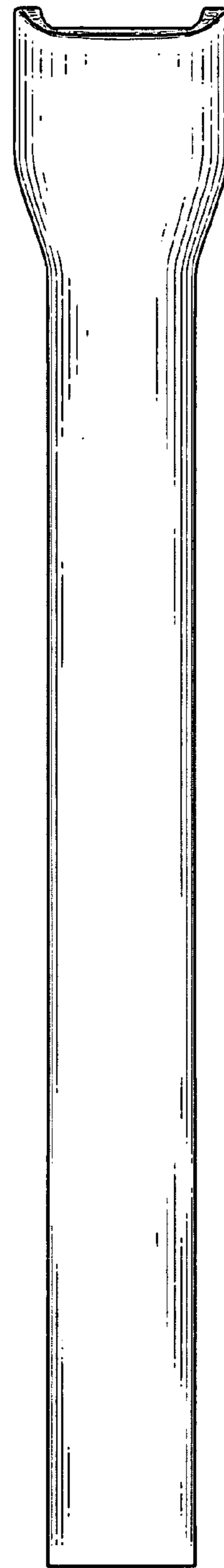


FIG. 7

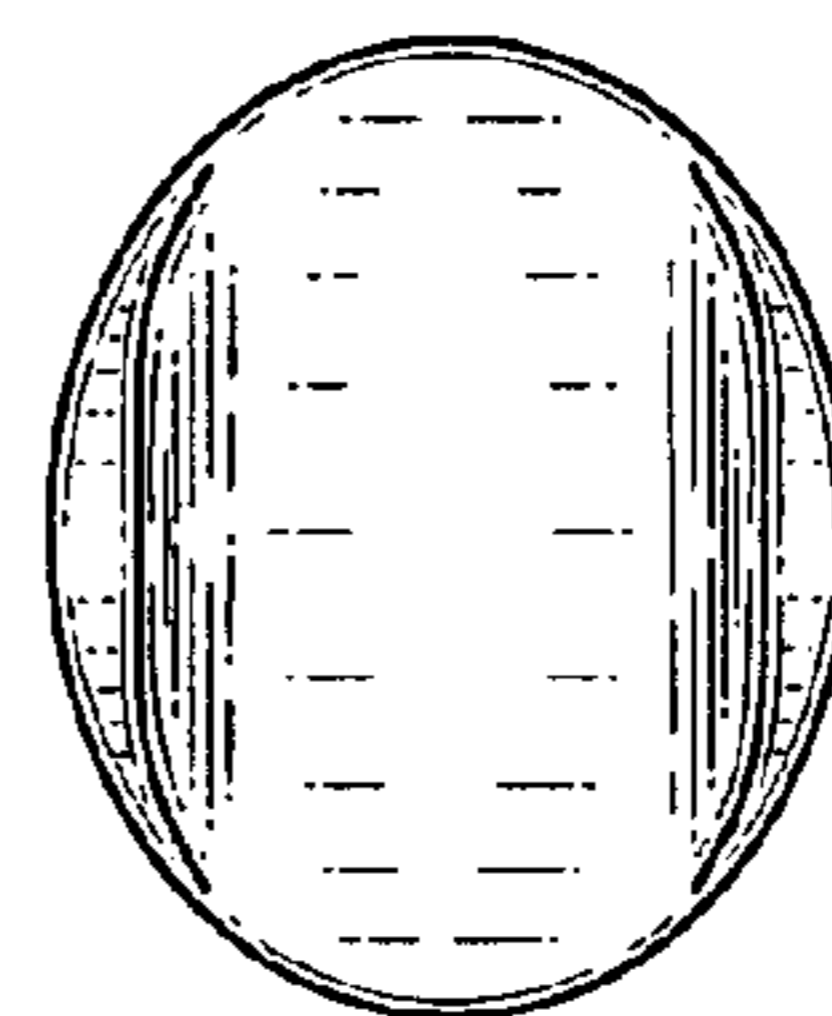


FIG. 8