



US00D623911S

(12) **United States Design Patent**
Allem

(10) **Patent No.:** **US D623,911 S**
(45) **Date of Patent:** **** Sep. 21, 2010**

(54) **COMBINATION SAFETY UTILITY KNIFE
BLADE**

(76) Inventor: **David P. Allem**, 3440 Rowan Rd.,
Conyers, GA (US) 30094

(**) Term: **14 Years**

(21) Appl. No.: **29/344,772**

(22) Filed: **Oct. 4, 2009**

(51) **LOC (9) Cl.** **08-03**

(52) **U.S. Cl.** **D8/20**

(58) **Field of Classification Search** D8/16,
D8/19, 20, 64, 66, 70, 90-99; D15/127,
D15/133, 138, 139; D22/117, 118; D24/146,
D24/147; 7/118, 148; 30/142, 144, 165,
30/166.3, 272.1, 314, 320, 346, 346.5, 346.55,
30/346.56, 346.6, 349, 351, 355, 357
See application file for complete search history.

(56) **References Cited**

U.S. PATENT DOCUMENTS

| | | | | |
|-----------|------|---------|------------------|-----------|
| 5,077,901 | A * | 1/1992 | Warner et al. | 30/357 |
| 6,263,577 | B1 * | 7/2001 | Wonderley | 30/152 |
| D455,057 | S * | 4/2002 | Medhurst | D8/20 |
| 6,438,849 | B1 * | 8/2002 | Wonderley | 30/161 |
| D479,108 | S * | 9/2003 | Schmidt | D8/20 |
| 6,823,593 | B2 * | 11/2004 | Dunn-Rankin | 30/346.56 |
| D527,234 | S * | 8/2006 | Weremchuk et al. | D8/20 |
| D562,651 | S * | 2/2008 | Harkey | D8/20 |

| | | | | |
|--------------|------|---------|--------------------|--------|
| D582,229 | S * | 12/2008 | Johnson | D8/20 |
| 2004/0187314 | A1 * | 9/2004 | Johnson | 30/355 |
| 2006/0053631 | A1 * | 3/2006 | Fossella | 30/165 |
| 2007/0101576 | A1 * | 5/2007 | Green | 30/62 |
| 2007/0227012 | A1 * | 10/2007 | Constantine et al. | 30/162 |

* cited by examiner

Primary Examiner—Garth Rademaker

(74) *Attorney, Agent, or Firm*—QuickPatents, Inc.; Kevin Prince

(57) **CLAIM**

I claim the ornamental design for a combination safety utility knife blade, as shown and described.

DESCRIPTION

FIG. 1 is a front elevational view of a first embodiment of a combination safety utility knife blade, showing my new design, the rear elevational view being a mirror image thereof;

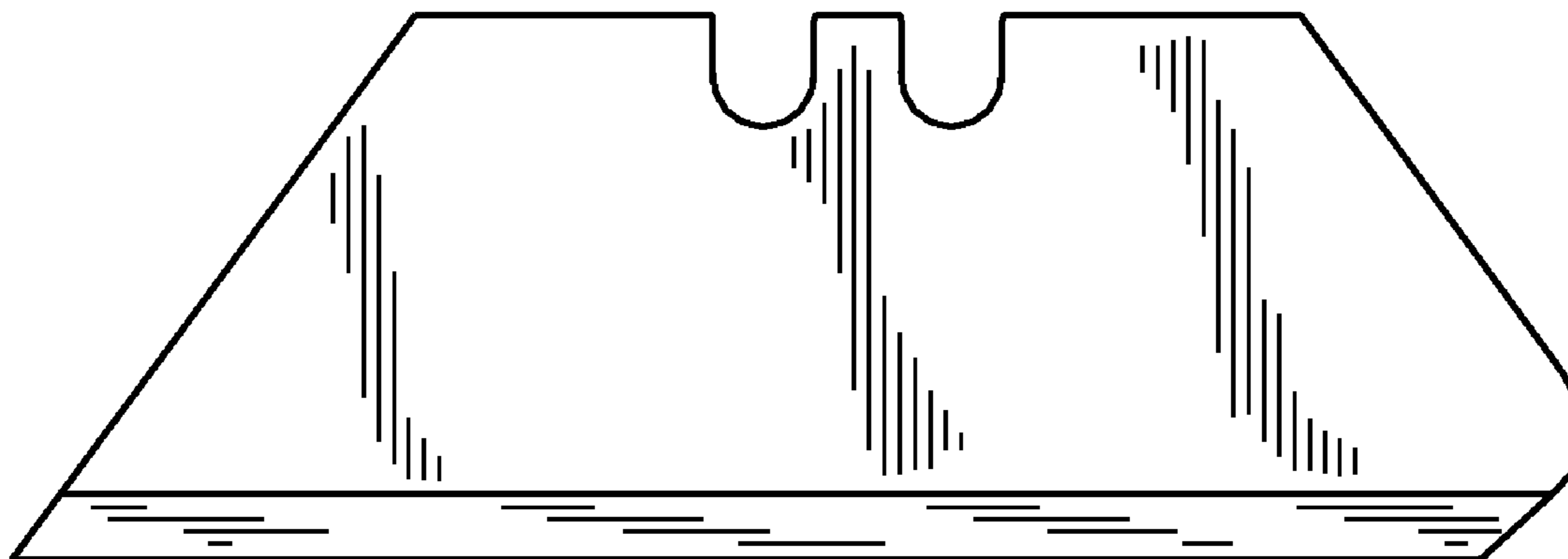
FIG. 2 is a bottom plan view thereof;

FIG. 3 is a bottom plan view of a second embodiment of a combination safety utility knife blade, the front elevational view being identical to FIG. 1 and the rear elevational view being a mirror image thereof.

FIG. 4 is a front elevational view thereof, the rear elevational view being a mirror image thereof; and,

FIG. 5 is a bottom plan view thereof.

1 Claim, 2 Drawing Sheets



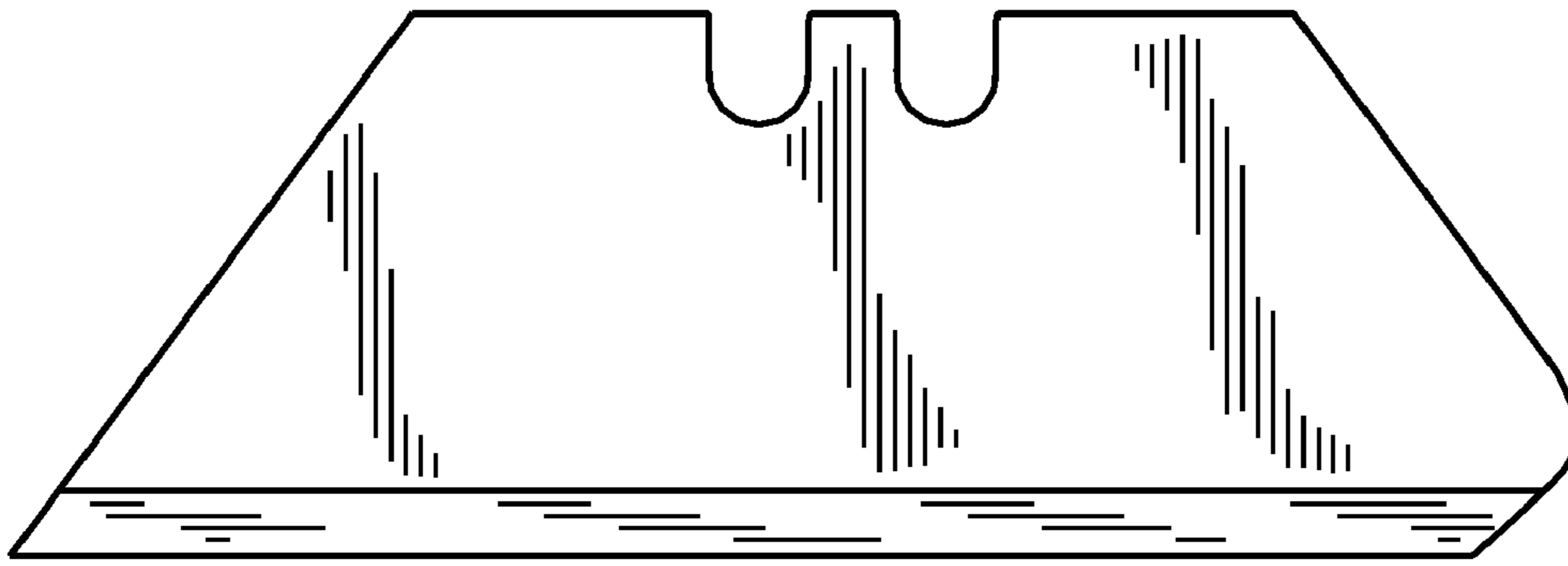


FIG. 1



FIG. 2



FIG. 3

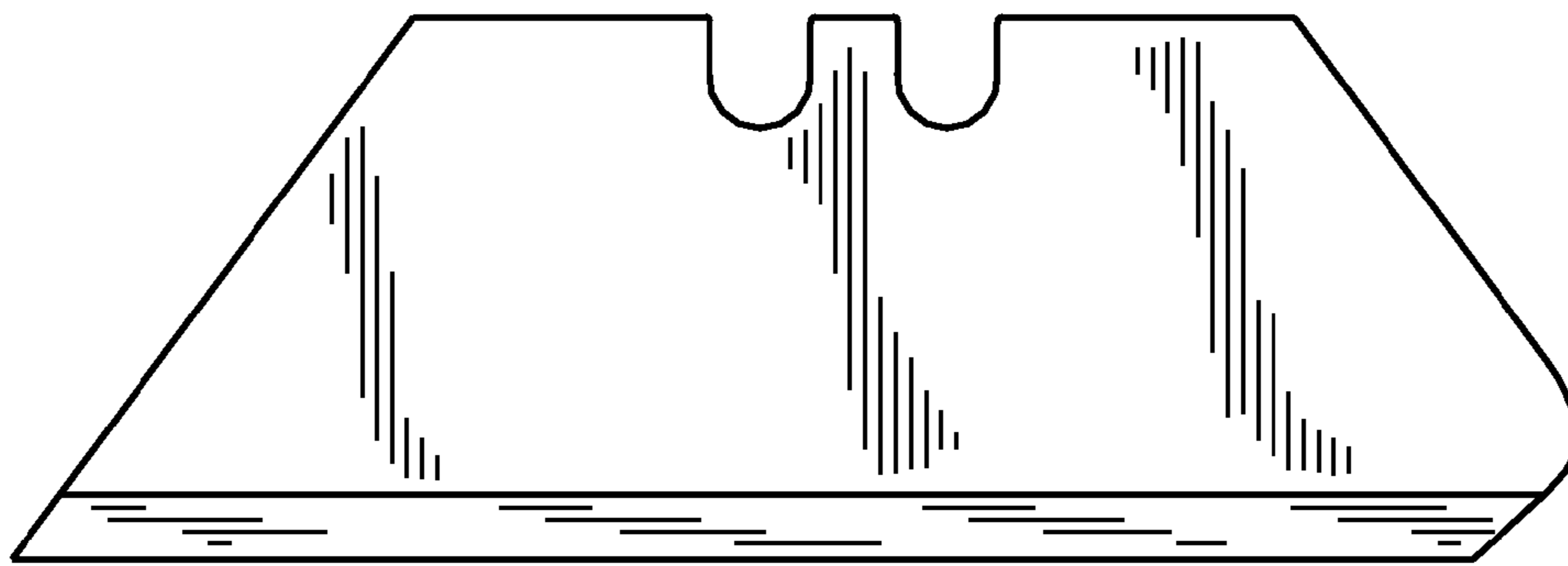


FIG. 4



FIG. 5