



US00D623907S

(12) **United States Design Patent**
Lenge

(10) **Patent No.:** **US D623,907 S**

(45) **Date of Patent:** **** Sep. 21, 2010**

(54) **KNIFE**

(76) **Inventor:** **Frank L. Lenge**, 814 Laning St.,
Southington, CT (US) 06489

(**) **Term:** **14 Years**

(21) **Appl. No.:** **29/349,118**

(22) **Filed:** **Mar. 10, 2010**

(51) **LOC (9) Cl.** **07-03**

(52) **U.S. Cl.** **D7/650; D7/649**

(58) **Field of Classification Search** D7/368,
D7/393-395, 401.2, 642-653, 660-664, 669,
D7/675-676, 688-692, 695-696; D8/87,
D8/97-99, 102, 107, 300, 303, 321; 30/137,
30/141-143, 147-150, 322-327, 329, 340-346
See application file for complete search history.

(56) **References Cited**

U.S. PATENT DOCUMENTS

D252,315 S *	7/1979	Dart	D7/650
D391,453 S *	3/1998	Iacovelli	D7/650
D479,103 S *	9/2003	McMullin	D7/645
D499,938 S *	12/2004	McMullin	D7/645
D506,647 S *	6/2005	McMullin	D7/650
D507,158 S *	7/2005	Smith et al.	D7/649
D554,952 S *	11/2007	Smith	D7/664

D554,953 S *	11/2007	Smith	D7/664
D590,669 S *	4/2009	Coppo	D7/649
D592,465 S *	5/2009	Coppo	D7/649
D608,143 S *	1/2010	Kasper	D7/401.2

* cited by examiner

Primary Examiner—Caron Veynar

Assistant Examiner—Ricky Pham

(74) *Attorney, Agent, or Firm*—Dorothy S. Morse

(57) **CLAIM**

The ornamental design for a knife, as shown and described.

DESCRIPTION

FIG. 1 is a right side view of a knife according to my new design;

FIG. 2 is a left side view thereof;

FIG. 3 is a top view thereof;

FIG. 4 is a bottom view thereof;

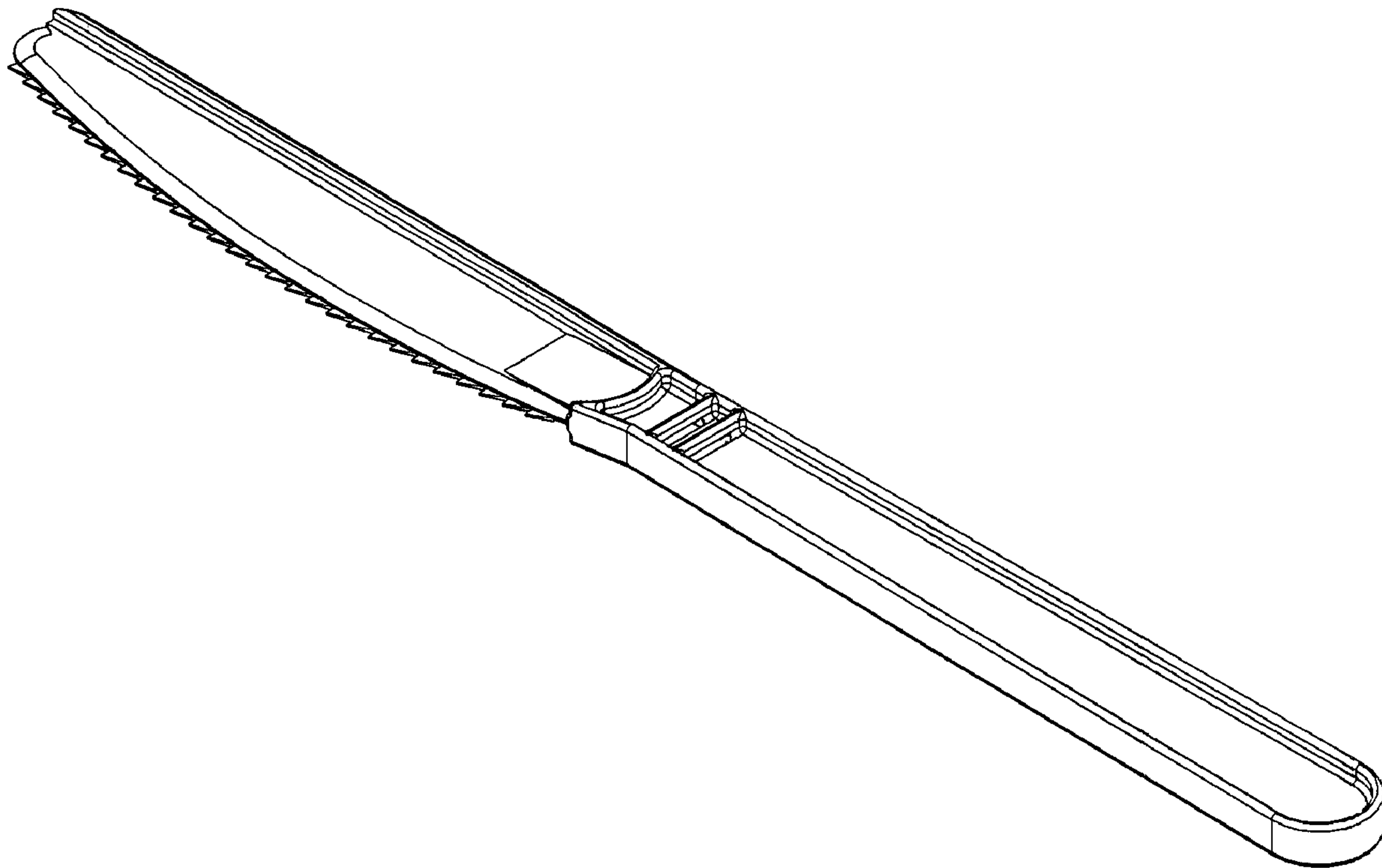
FIG. 5 is an enlarged back view thereof;

FIG. 6 is an enlarged front view thereof;

FIG. 7 is a perspective right side view thereof; and,

FIG. 8 is a perspective left side view thereof.

1 Claim, 8 Drawing Sheets



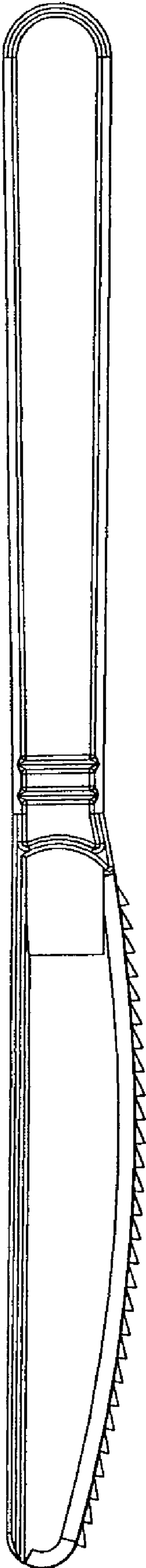


FIGURE 1




FIGURE 2

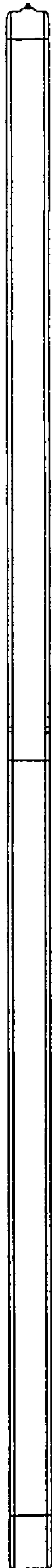


FIGURE 3



FIGURE 4




FIGURE 5

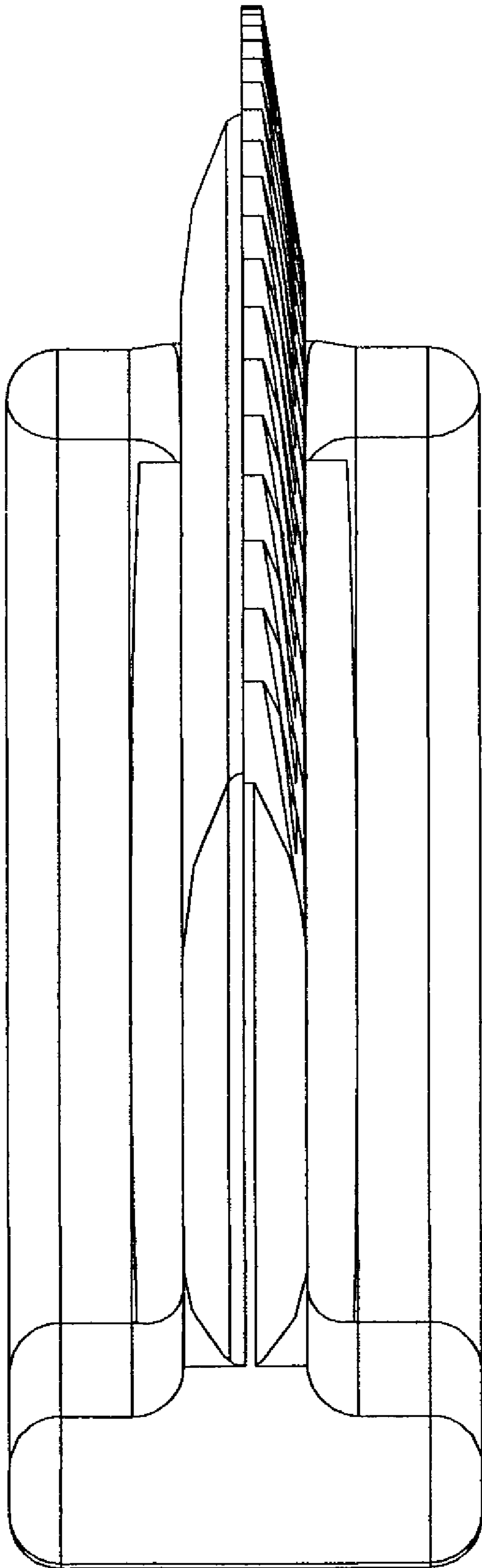


FIGURE 6

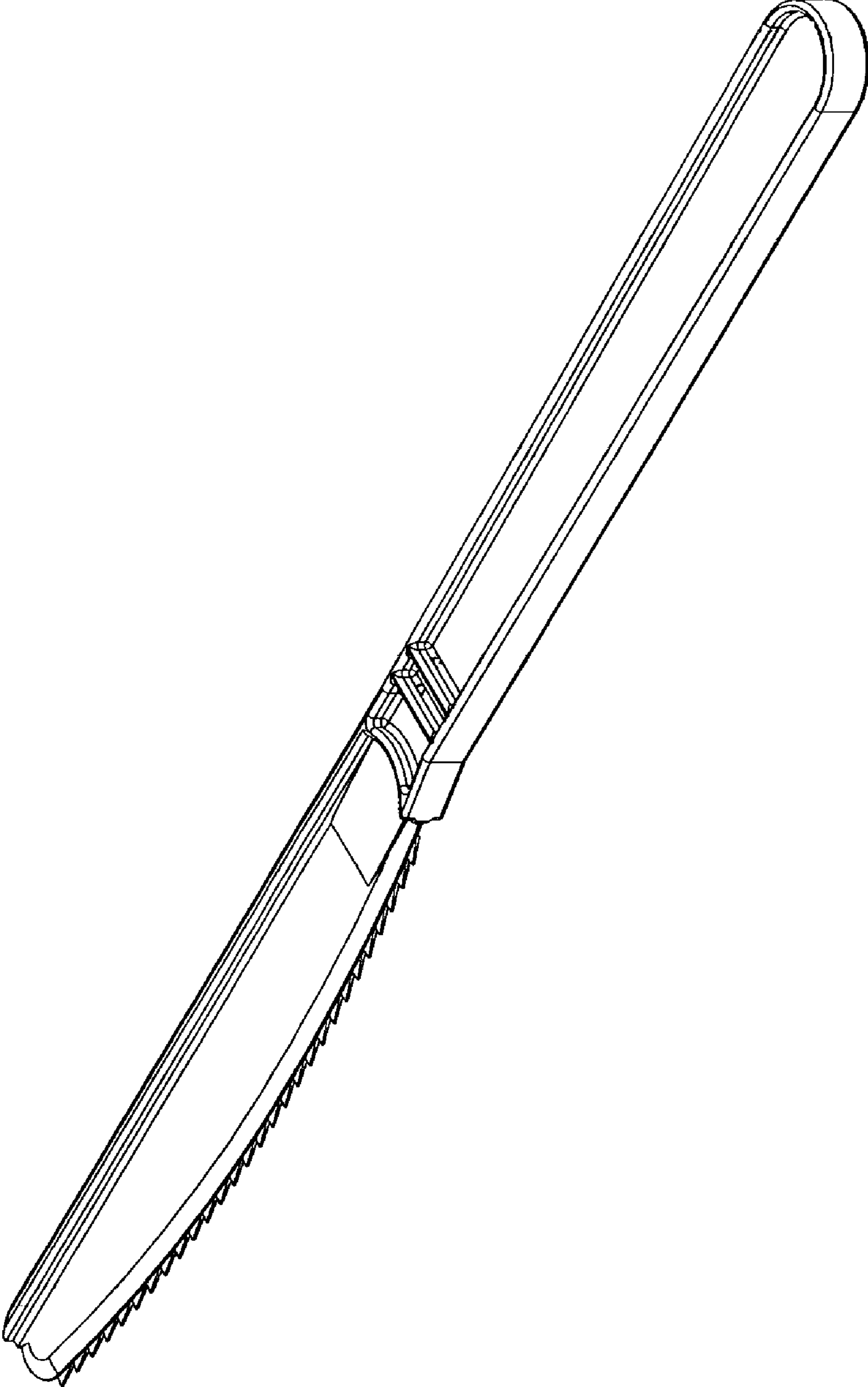


FIGURE 7




FIGURE 8