



US00D623896S

(12) **United States Design Patent**
Wahl et al.

(10) **Patent No.:** **US D623,896 S**

(45) **Date of Patent:** **** Sep. 21, 2010**

(54) **BEVERAGE CONTAINER**

(75) Inventors: **Andrew C. F. Wahl**, Seattle, WA (US);
Tyler Sean Gilbert, Bellevue, WA (US)

(73) Assignee: **Pacific Market International, LLC**,
Seattle, WA (US)

(**) Term: **14 Years**

(21) Appl. No.: **29/343,102**

(22) Filed: **Sep. 8, 2009**

(51) **LOC (9) Cl.** **07-01**

(52) **U.S. Cl.** **D7/510; D7/511; D7/396.2;**
D7/392.1; D7/900

(58) **Field of Classification Search** **D7/532,**
D7/512, 507, 523, 511, 509, 529, 392.1, 396.2,
D7/900, 510, 608; 220/705, 23.83, 710,
220/709, 711, 254.3, 501, 288; D9/716,
D9/719, 439, 443, 454, 503, 446, 436; 215/11.6,
215/347; 222/185.1

See application file for complete search history.

(56) **References Cited**

U.S. PATENT DOCUMENTS

D256,651	S	*	9/1980	Leung et al.	D7/608
D279,346	S	*	6/1985	Ruxton	D7/608
5,944,224	A	*	8/1999	Hodge et al.	222/131
D422,503	S	*	4/2000	Lehn	D9/503
D458,134	S	*	6/2002	Berish et al.	D9/443
D482,607	S	*	11/2003	McRae	D9/614
D485,757	S	*	1/2004	Roth et al.	D9/443
D519,380	S	*	4/2006	Leoncavallo et al.	D9/530
D528,921	S	*	9/2006	Leoncavallo et al.	D9/530
D539,607	S	*	4/2007	Lapsker	D7/510
D539,608	S	*	4/2007	Lapsker	D7/510
D543,776	S	*	6/2007	Yelland	D7/392.1
D568,740	S	*	5/2008	Williams	D9/436
D586,184	S	*	2/2009	Miller et al.	D7/511
7,533,783	B2	*	5/2009	Choi et al.	220/714

D596,460	S	*	7/2009	Nezu	D7/510
D604,561	S	*	11/2009	Chisholm	D7/510
D608,195	S	*	1/2010	Germann	D9/443
D609,969	S	*	2/2010	McKinney	D7/510
D610,871	S	*	3/2010	Alviar et al.	D7/510
D611,765	S	*	3/2010	George	D7/510
D612,235	S	*	3/2010	Cresswell et al.	D9/443

* cited by examiner

Primary Examiner—Marianne Pandozzi

(74) *Attorney, Agent, or Firm*—Davis Wright Tremaine LLP;
George C. Rondeau, Jr.

(57) **CLAIM**

The ornamental design for a beverage container, as shown and described.

DESCRIPTION

FIG. 1 is a top left side perspective view of a beverage container showing our new design.

FIG. 2 is a right side elevational view thereof.

FIG. 3 is a rear elevational view thereof.

FIG. 4 is a front elevational view thereof.

FIG. 5 is a top plan view thereof.

FIG. 6 is a bottom plan view thereof.

FIG. 7 is a top left side perspective view of a second embodiment thereof.

FIG. 8 is a right side elevational view thereof.

FIG. 9 is a rear elevational view thereof.

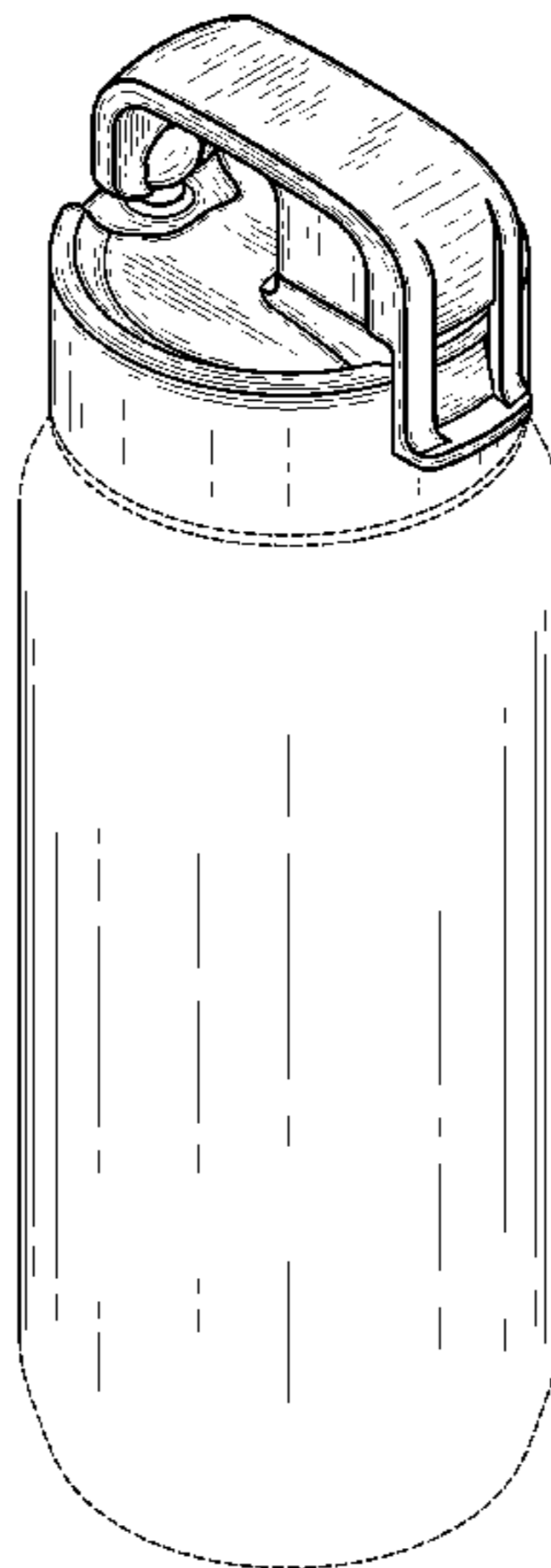
FIG. 10 is a front elevational view thereof.

FIG. 11 is a top plan view thereof; and,

FIG. 12 is a bottom plan view thereof.

The broken lines represent portions of the beverage container that form no part of the claim.

1 Claim, 10 Drawing Sheets



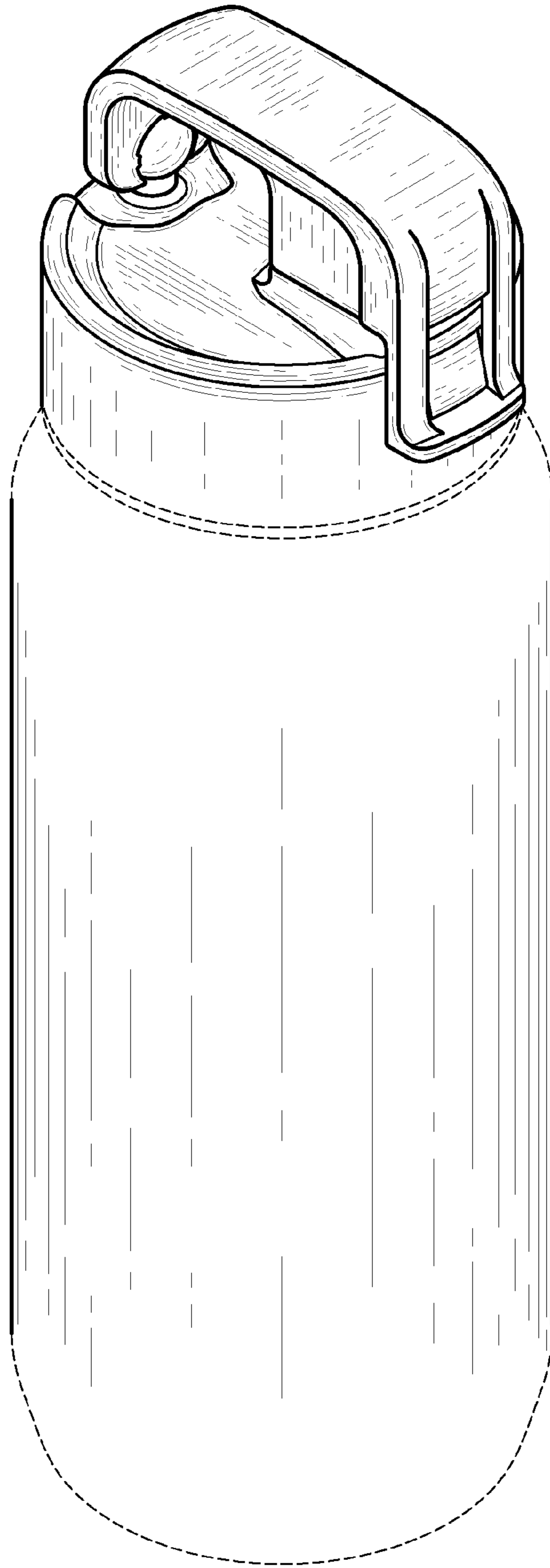


Fig. 1




Fig. 2




Fig. 3




Fig. 4

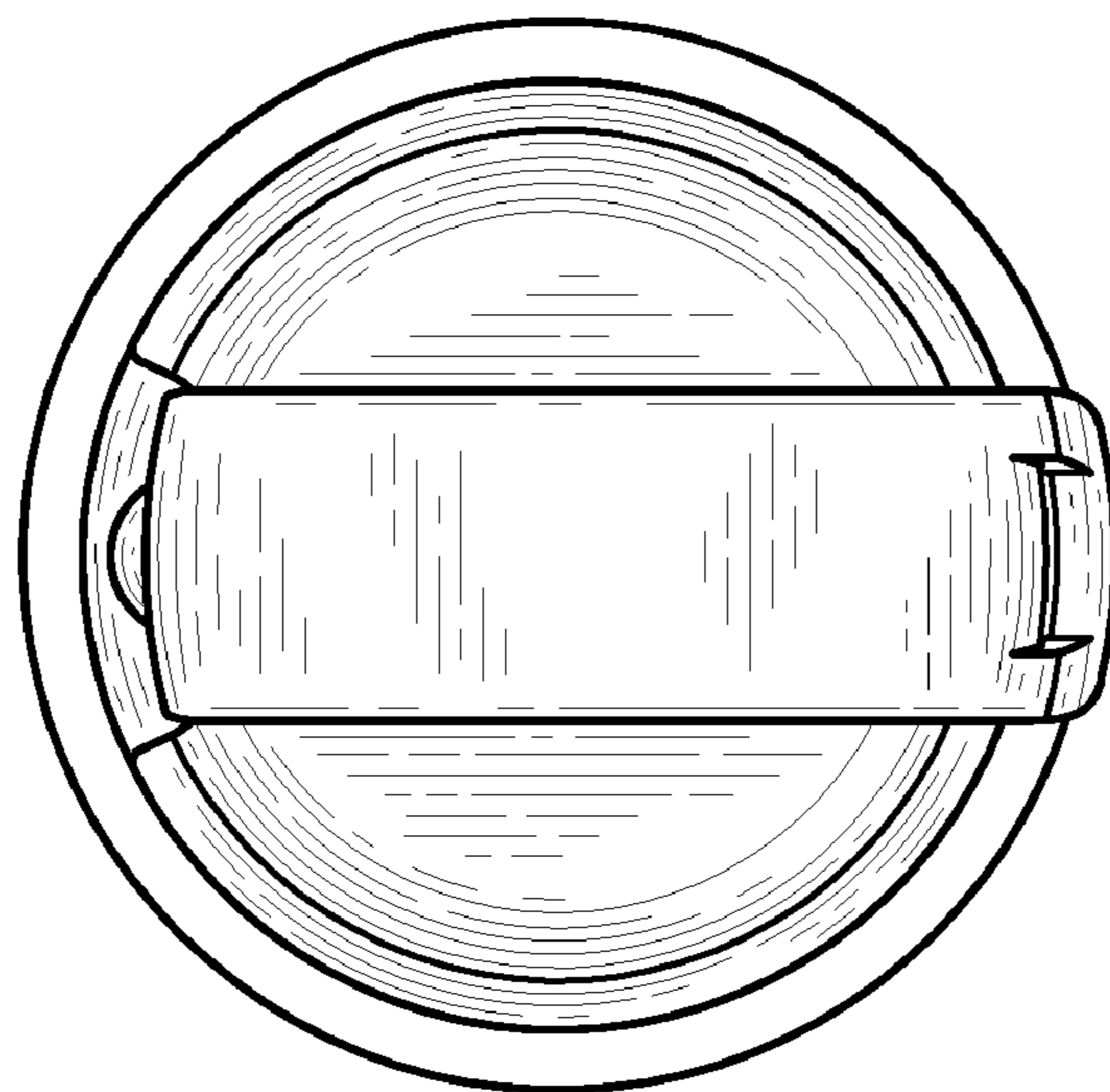


Fig. 5

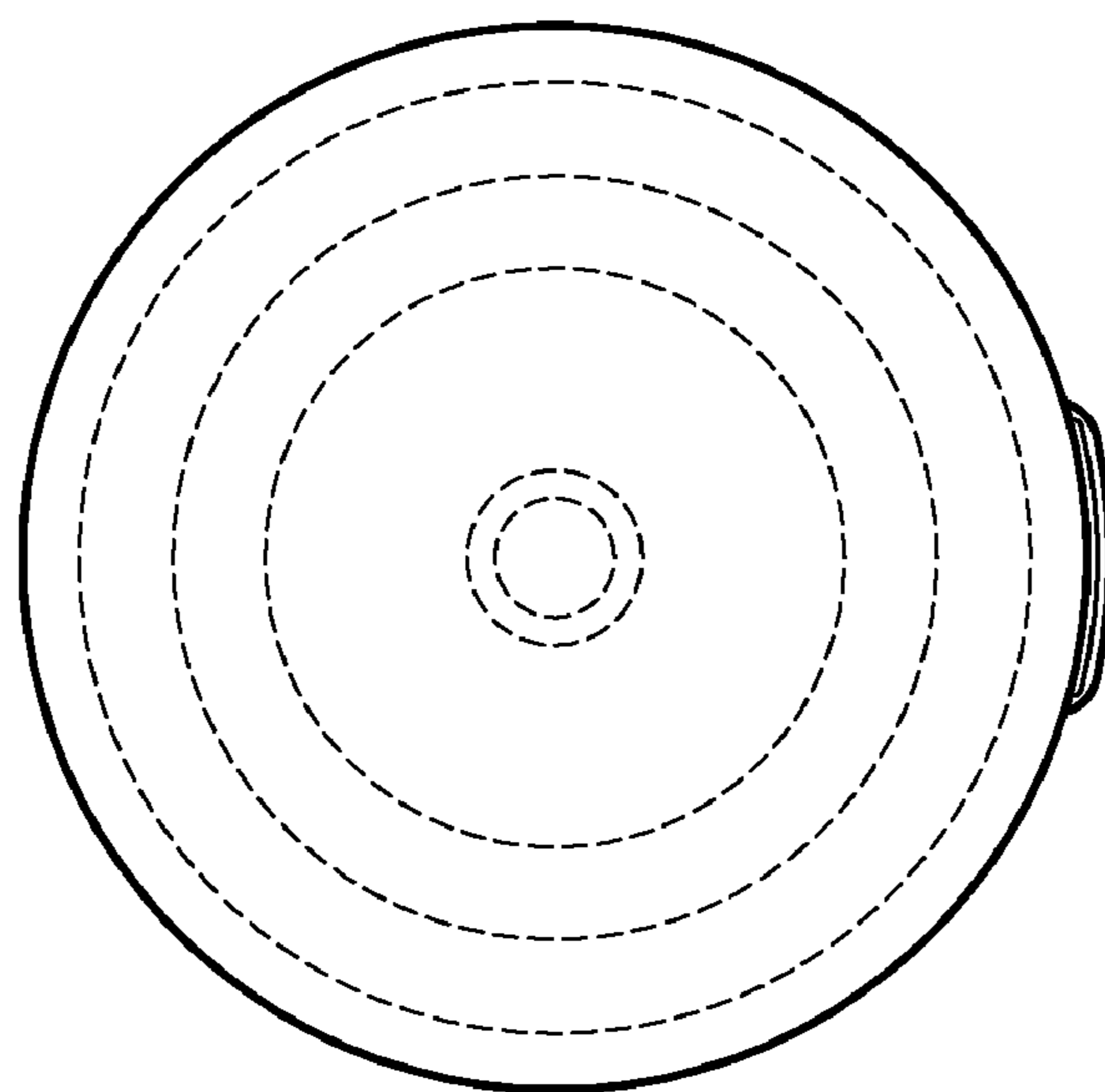


Fig. 6

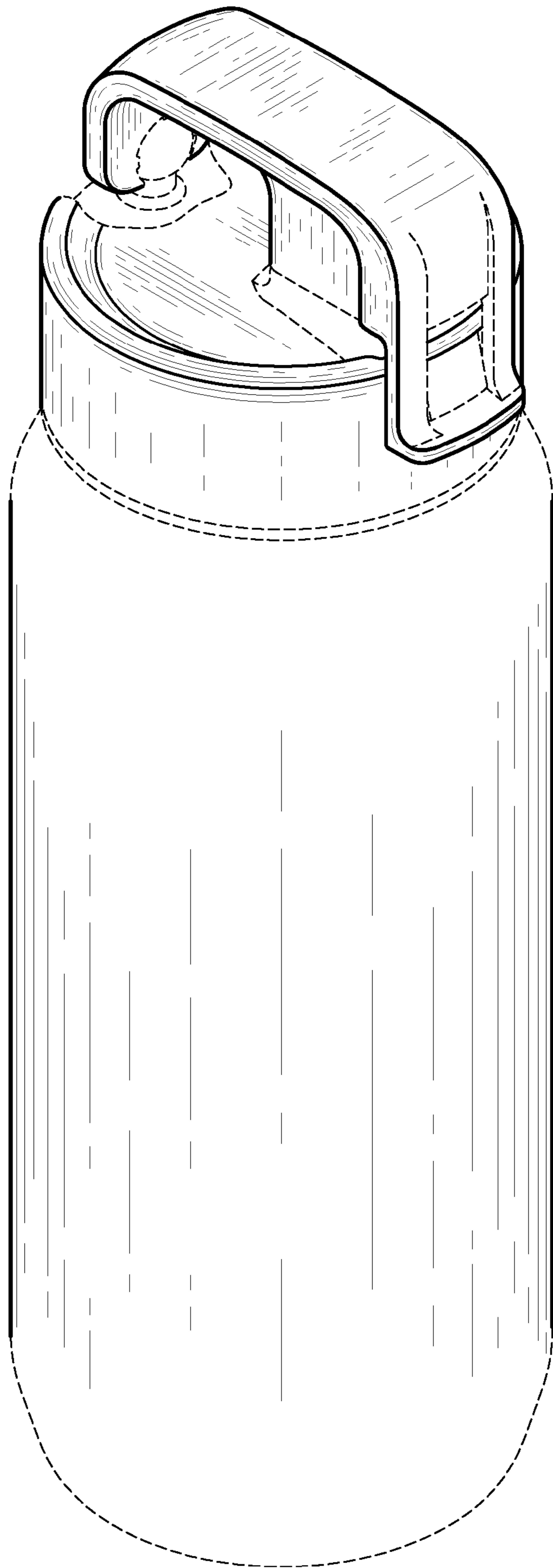


Fig. 7

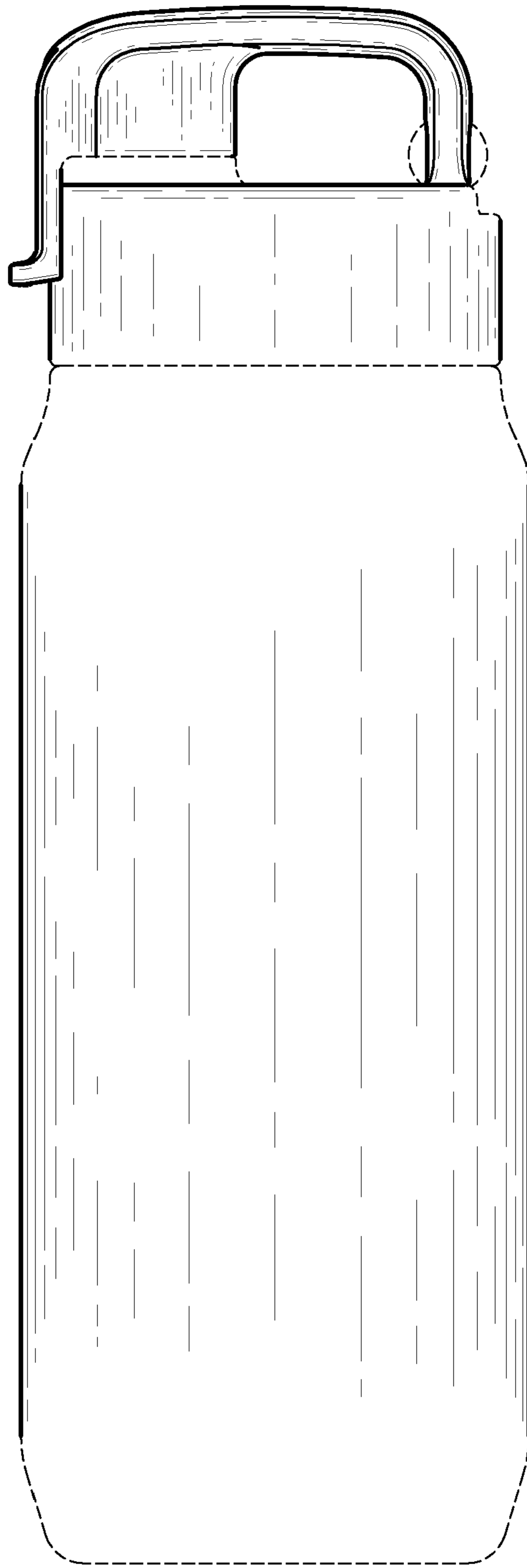


Fig. 8

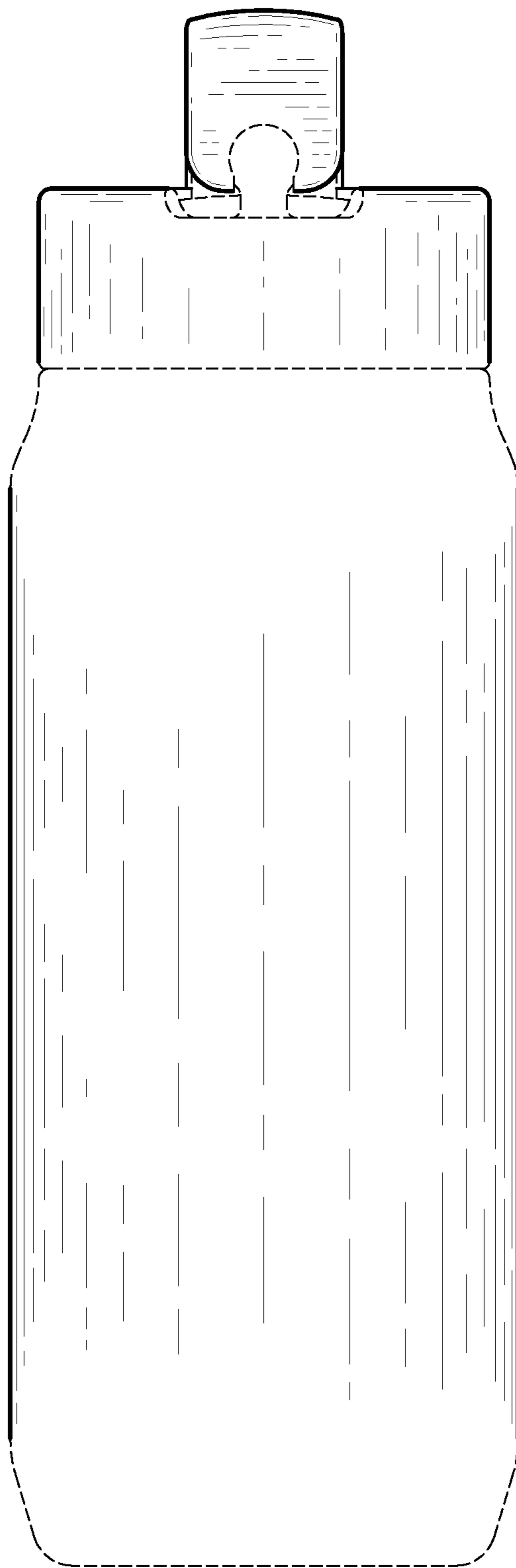


Fig. 9




Fig. 10

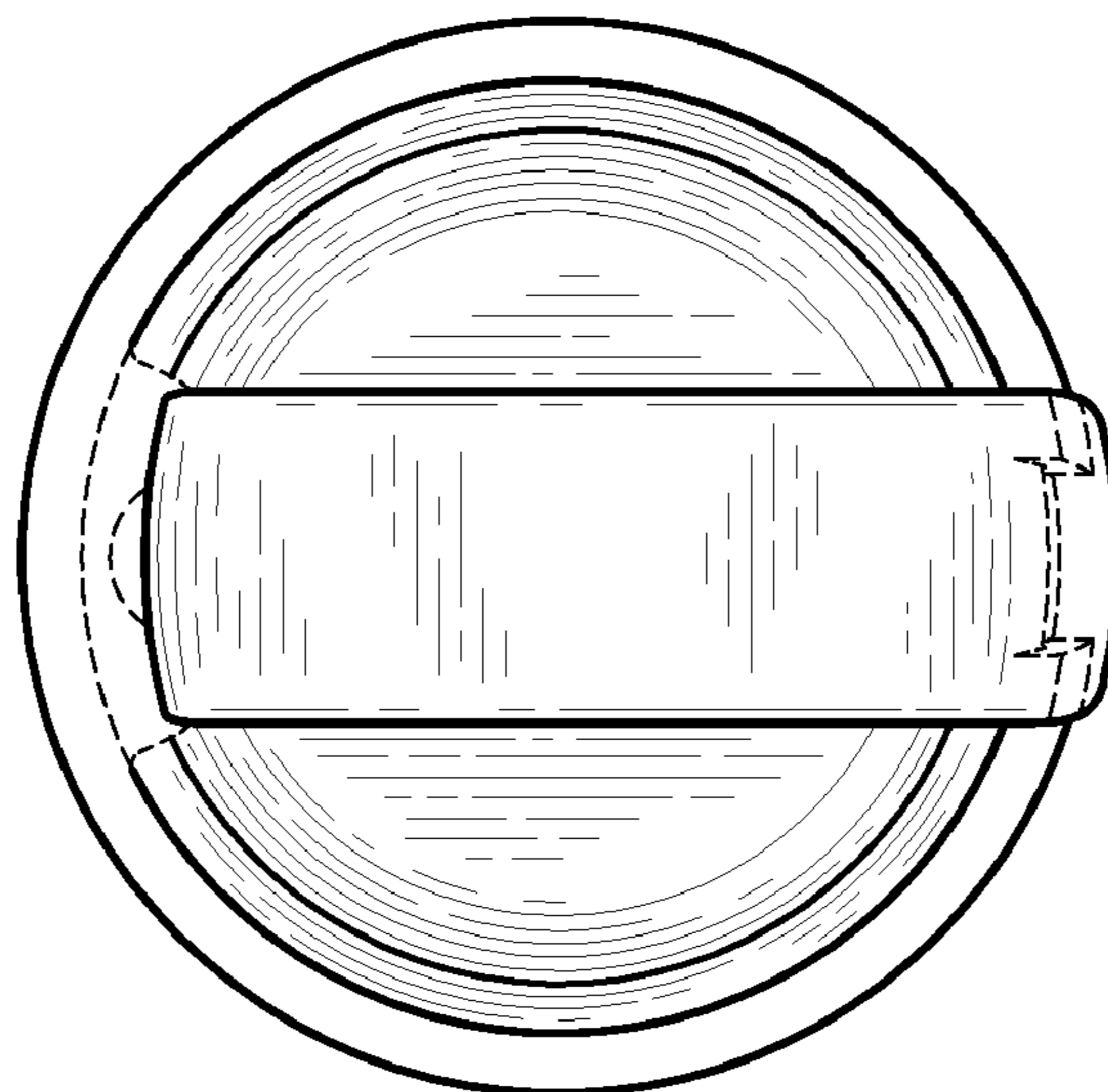


Fig. 11

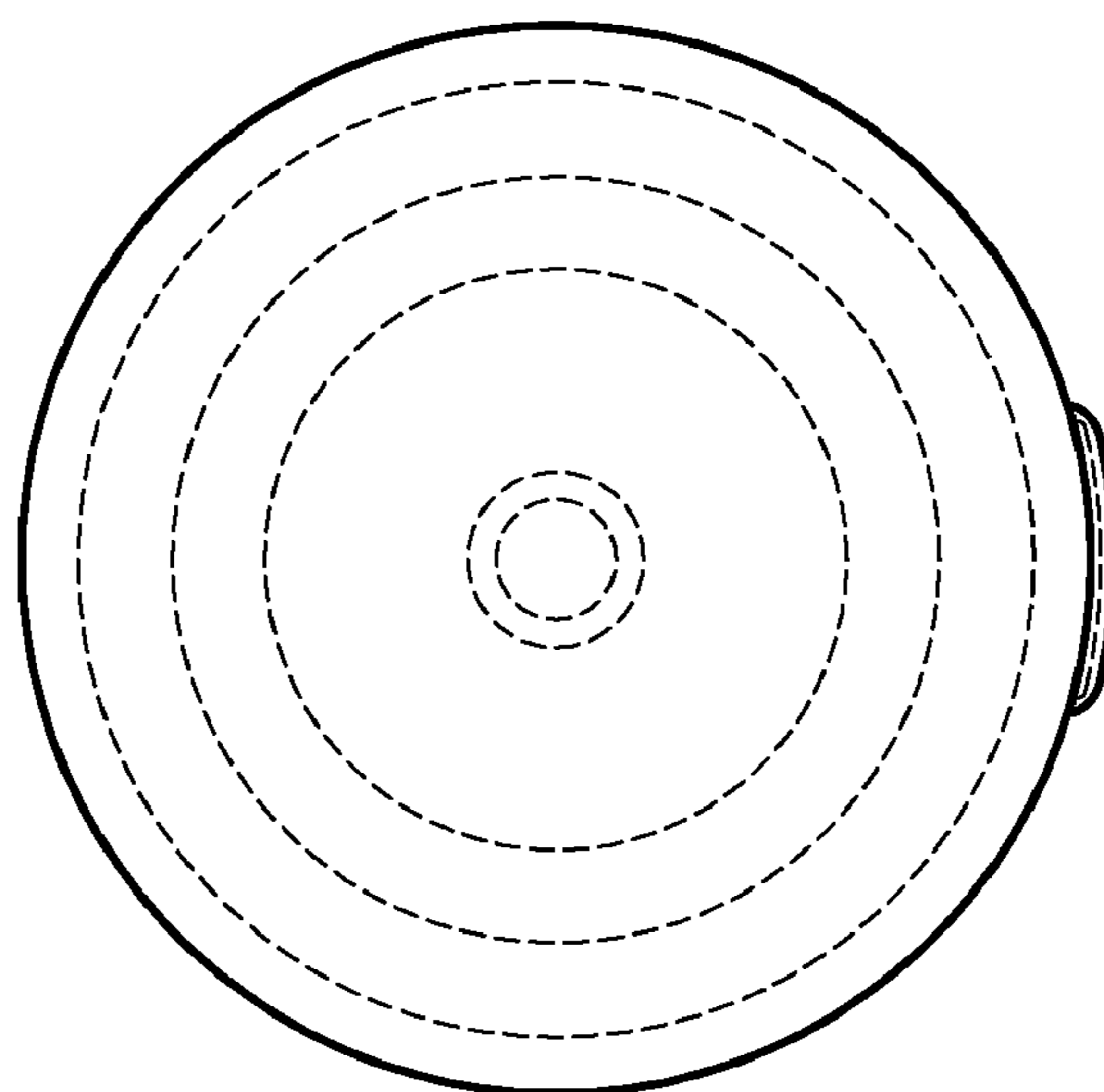


Fig. 12