



US00D623866S

(12) **United States Design Patent**
Shaha

(10) **Patent No.:** **US D623,866 S**

(45) **Date of Patent:** **** Sep. 21, 2010**

(54) **ART FRAME**

(76) Inventor: **Kevin B. Shaha**, P.O. Box 217, Dover,
ID (US) 83825

(**) Term: **14 Years**

(21) Appl. No.: **29/360,359**

(22) Filed: **Apr. 23, 2010**

(51) **LOC (9) Cl.** **06-07**

(52) **U.S. Cl.** **D6/300**

(58) **Field of Classification Search** D6/300-314,
D6/444; 40/700, 798; 428/40.1
See application file for complete search history.

(56) **References Cited**

U.S. PATENT DOCUMENTS

D163,632 S *	6/1951	Prew	D6/300
D322,517 S *	12/1991	Carranza	D6/300
6,472,038 B1 *	10/2002	Murphy	428/40.1
D579,672 S *	11/2008	Ervin	D6/303

* cited by examiner

Primary Examiner—Philip S Hyder
Assistant Examiner—Sydney R Buffalow

(74) *Attorney, Agent, or Firm*—QuickPatents, Inc.; Kevin Prince

(57) **CLAIM**

The ornamental design for an art frame, as shown and described.

DESCRIPTION

FIG. 1 is a front perspective view of an art frame, showing my new design;

FIG. 2 is a front elevational view thereof;

FIG. 3 is a rear elevational view thereof;

FIG. 4 is a left-side elevational view thereof;

FIG. 5 is a right-side elevational view thereof;


FIG. 6 is a top plan view thereof;

FIG. 7 is a bottom plan view thereof; and,

FIG. 8 is a rear perspective view thereof.

The broken lines showing artwork in FIG. 1 and a cardboard stand in FIG. 8 are included for the purpose of illustrating the invention in use, and form no part of the claimed design.

1 Claim, 4 Drawing Sheets






FIG. 1




FIG. 2

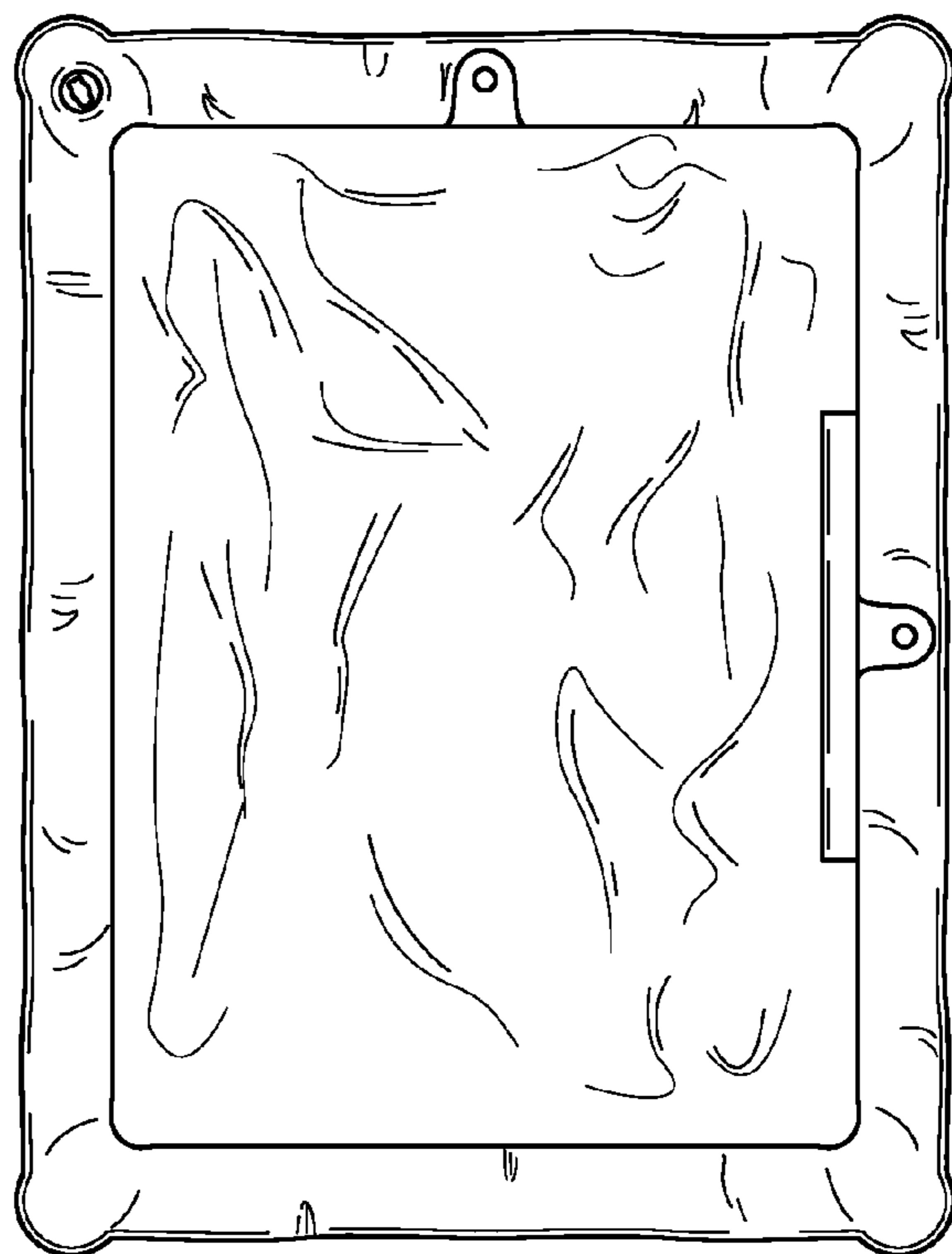


FIG. 3

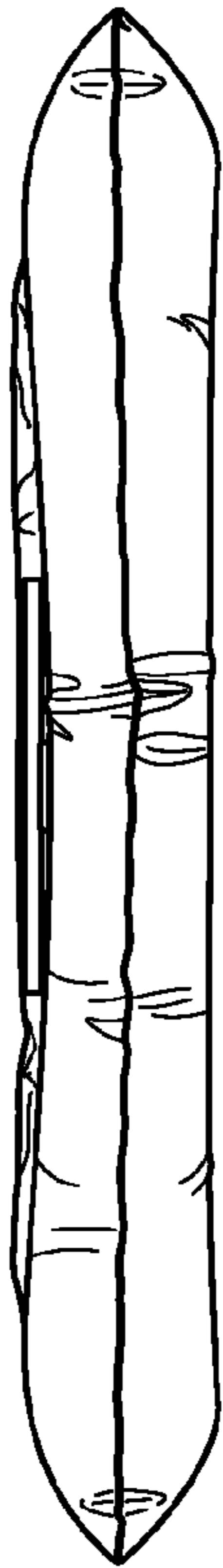


FIG. 4

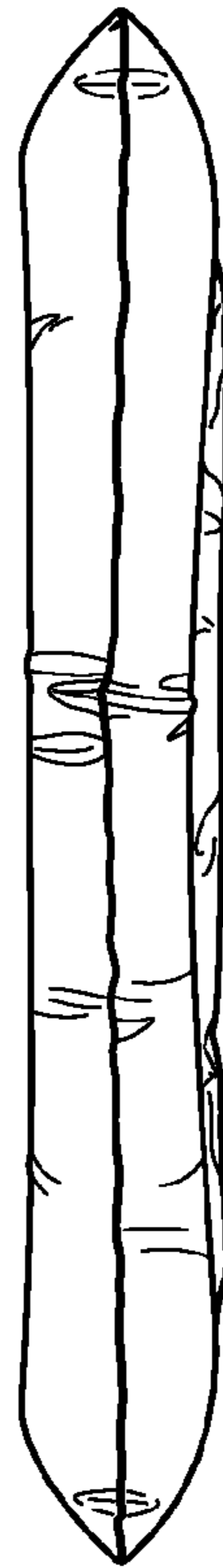


FIG. 5

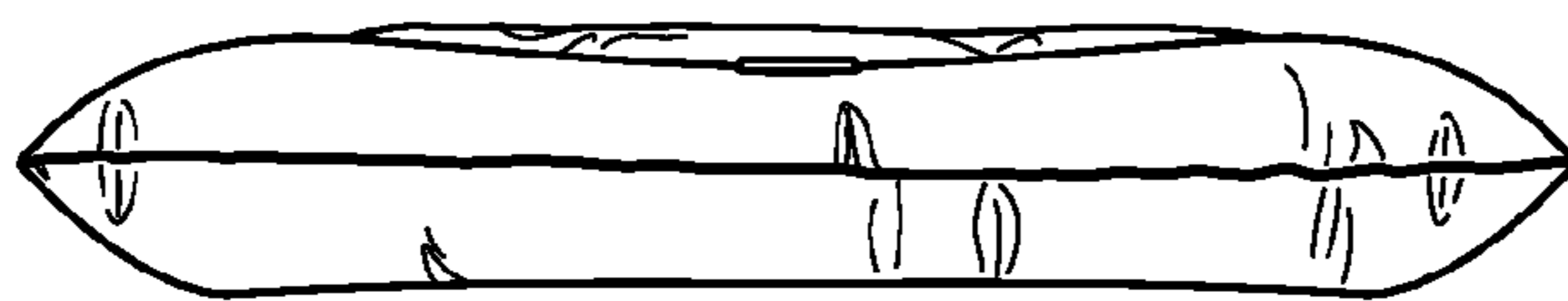


FIG. 6




FIG. 7

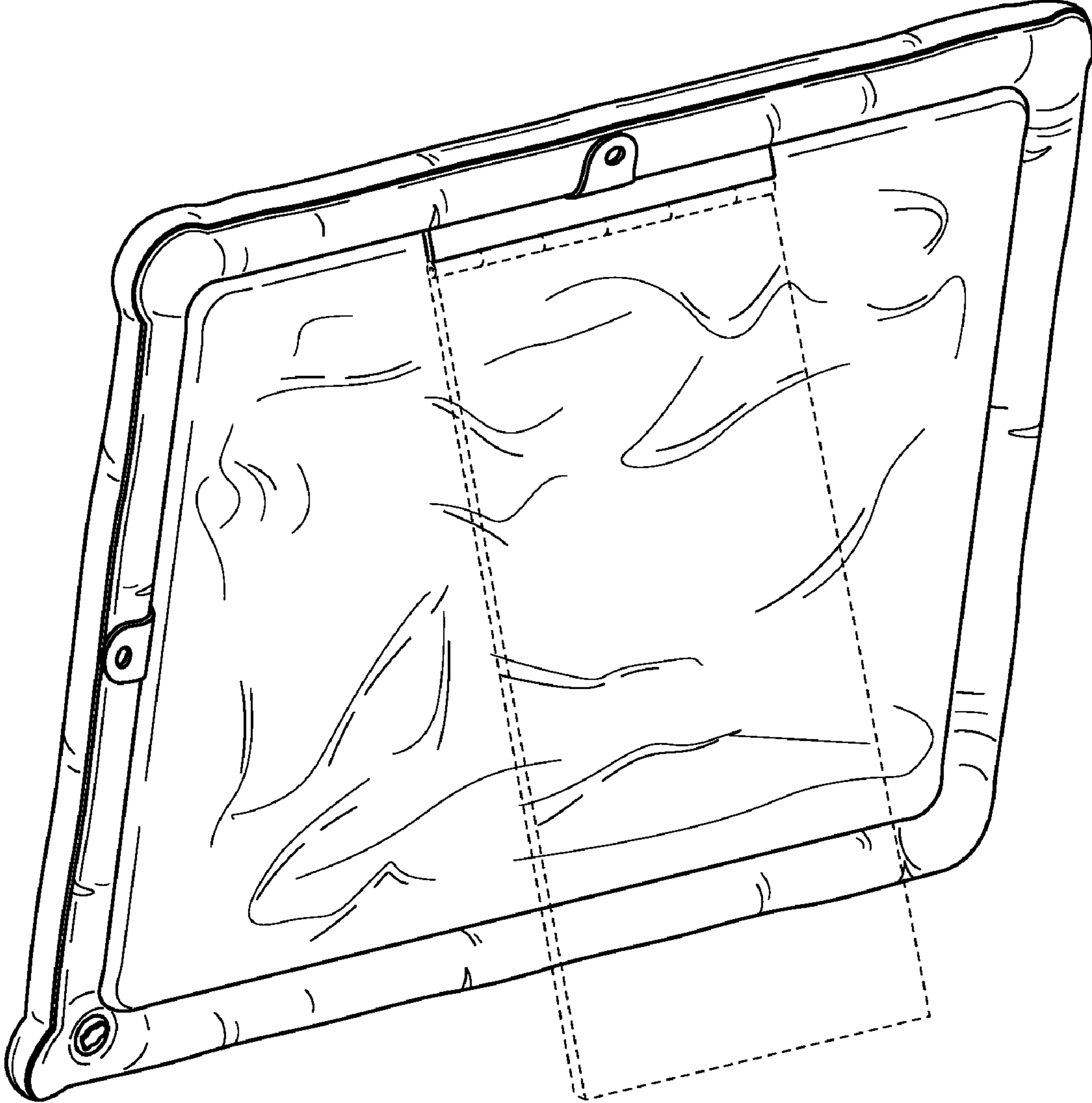


FIG. 8