



US00D623861S

(12) **United States Design Patent**
Kope et al.

(10) **Patent No.:** **US D623,861 S**

(45) **Date of Patent:** **** Sep. 21, 2010**

(54) **CAMERA STRAP**

(75) Inventors: **Tyler R. M. Kope**, Seattle, WA (US);
Ronald D. Henry, Seattle, WA (US)

(73) Assignee: **Black Rapid, Inc.**, Seattle, WA (US)

(**) Term: **14 Years**

(21) Appl. No.: **29/352,593**

(22) Filed: **Dec. 22, 2009**

Related U.S. Application Data

(63) Continuation of application No. 12/105,222, filed on Apr. 17, 2008.

(51) **LOC (9) Cl.** **03-01**

(52) **U.S. Cl.** **D3/327**

(58) **Field of Classification Search** D3/327,
D3/318; D16/243; 150/102, 106-110; 224/194,
224/620, 258, 268, 617, 255, 259
See application file for complete search history.

(56) **References Cited**

U.S. PATENT DOCUMENTS

4,978,044 A * 12/1990 Silver 224/601

D314,394 S * 2/1991 Cardwell D16/243
5,165,584 A * 11/1992 Meagher et al. 224/258
D386,310 S * 11/1997 Smith D3/327
D528,800 S * 9/2006 Liu et al. D3/327
D570,603 S * 6/2008 Wu et al. D3/327
D587,457 S * 3/2009 Barnwell et al. D3/327

* cited by examiner

Primary Examiner—Holly H Baynham

(74) *Attorney, Agent, or Firm*—Davis Wright Tremaine LLP;
George C. Rondeau, Jr.

(57) **CLAIM**

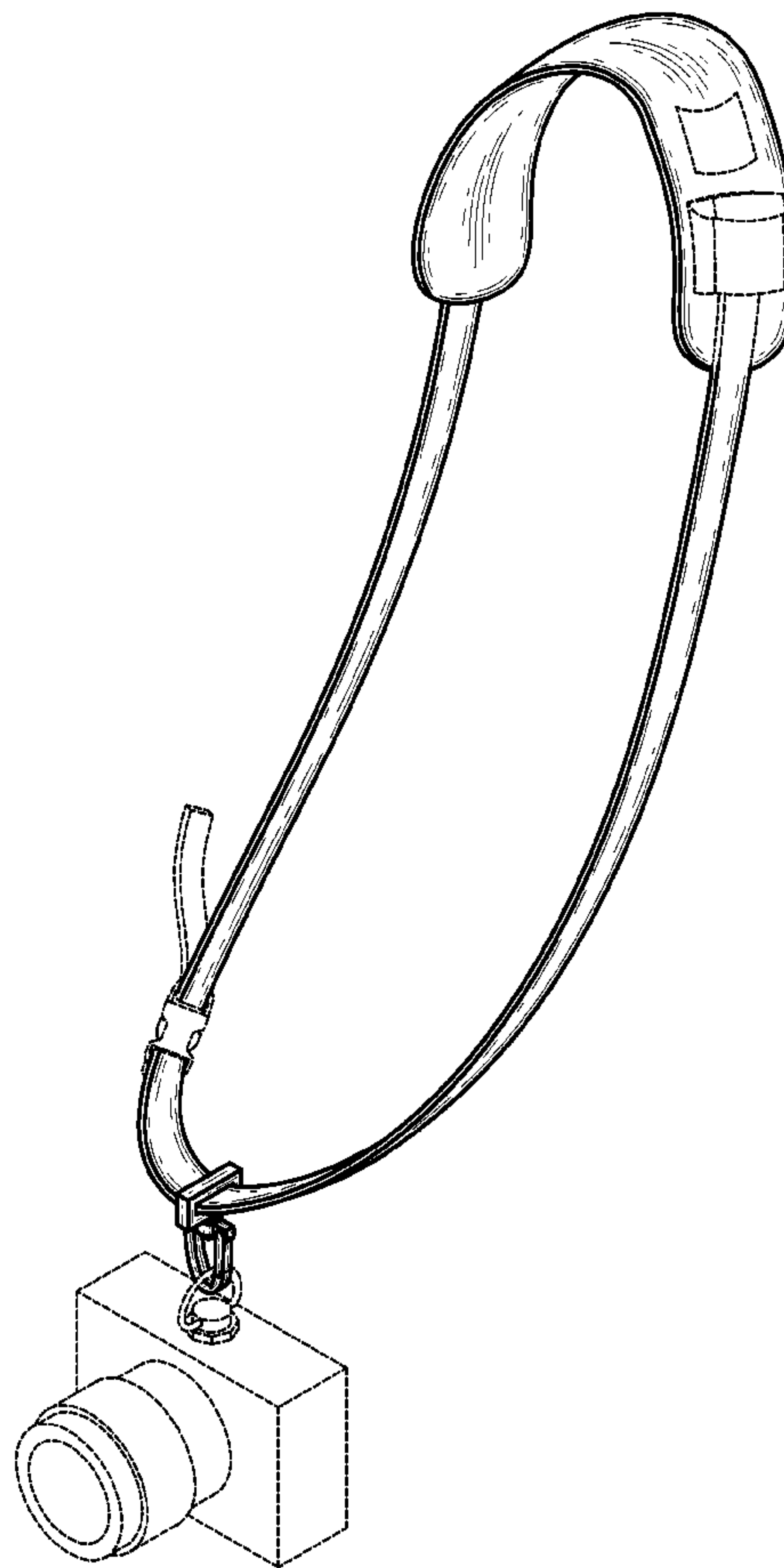
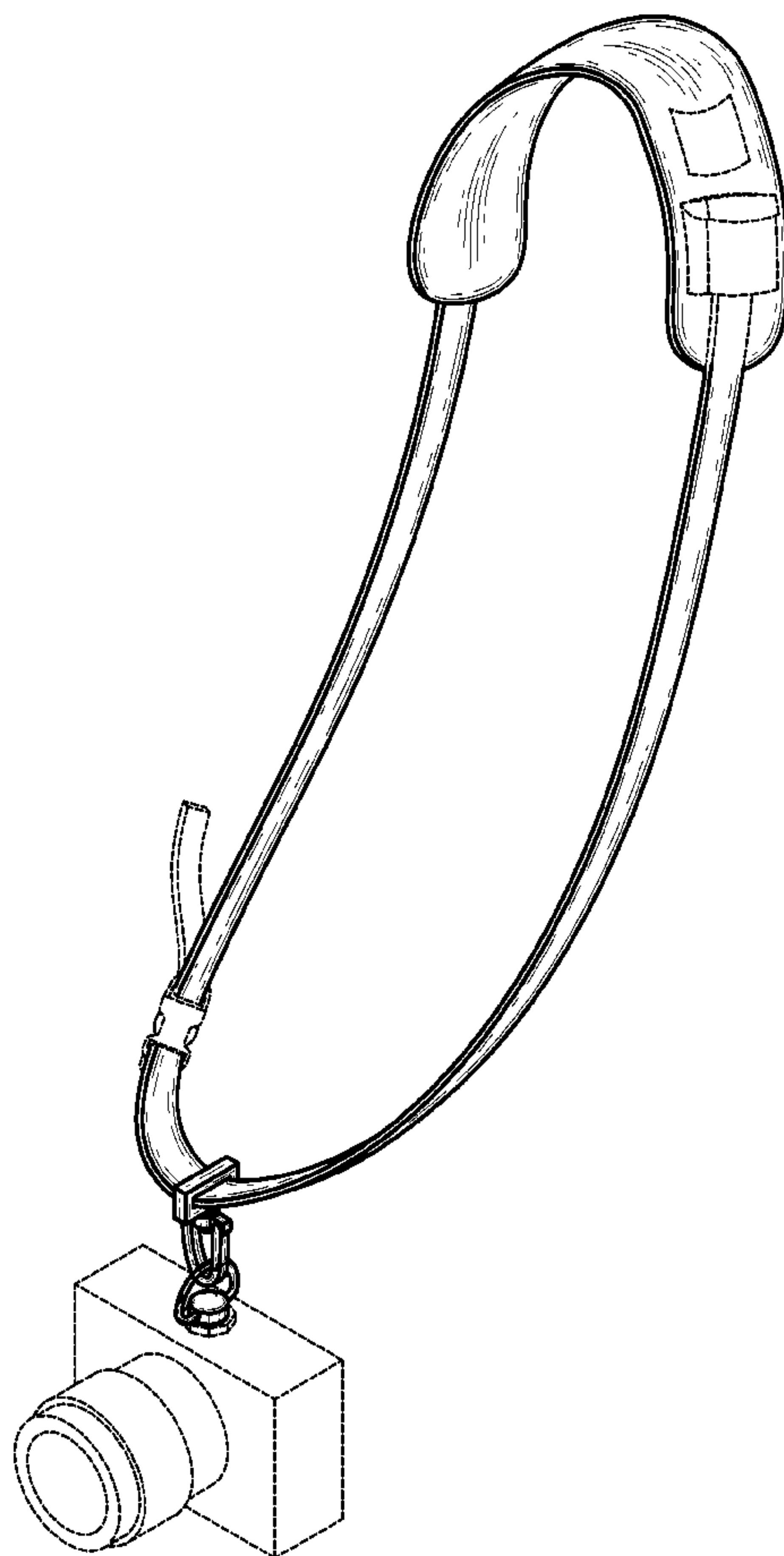
The ornamental design for a camera strap, as shown and described.

DESCRIPTION

FIG. 1 is a perspective view of a camera strap; and, FIG. 2 is a perspective view of a second embodiment of the design shown in FIG. 1.

The broken lines represent portions of the camera strap that form no part of the claim.

1 Claim, 2 Drawing Sheets



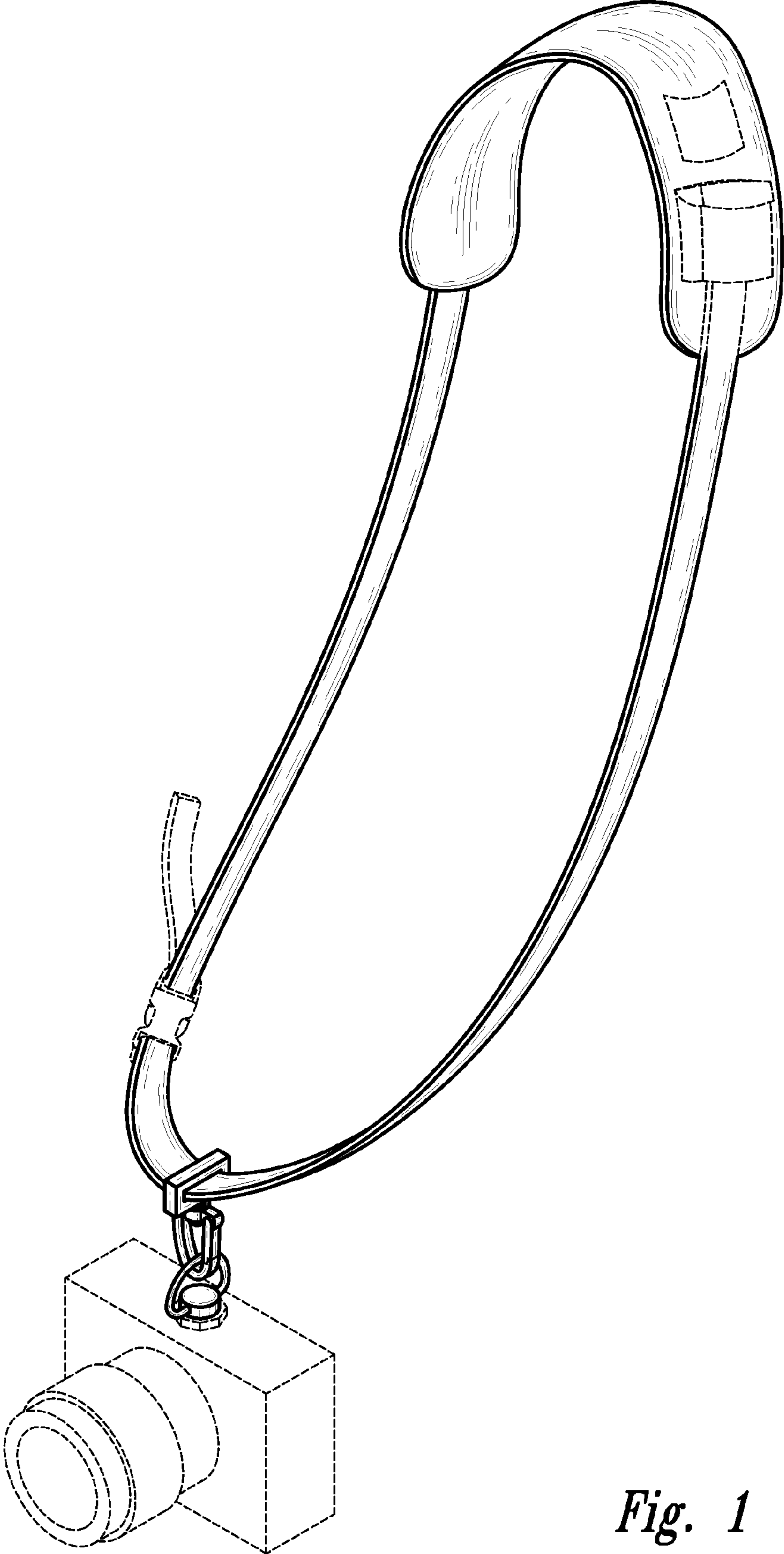


Fig. 1

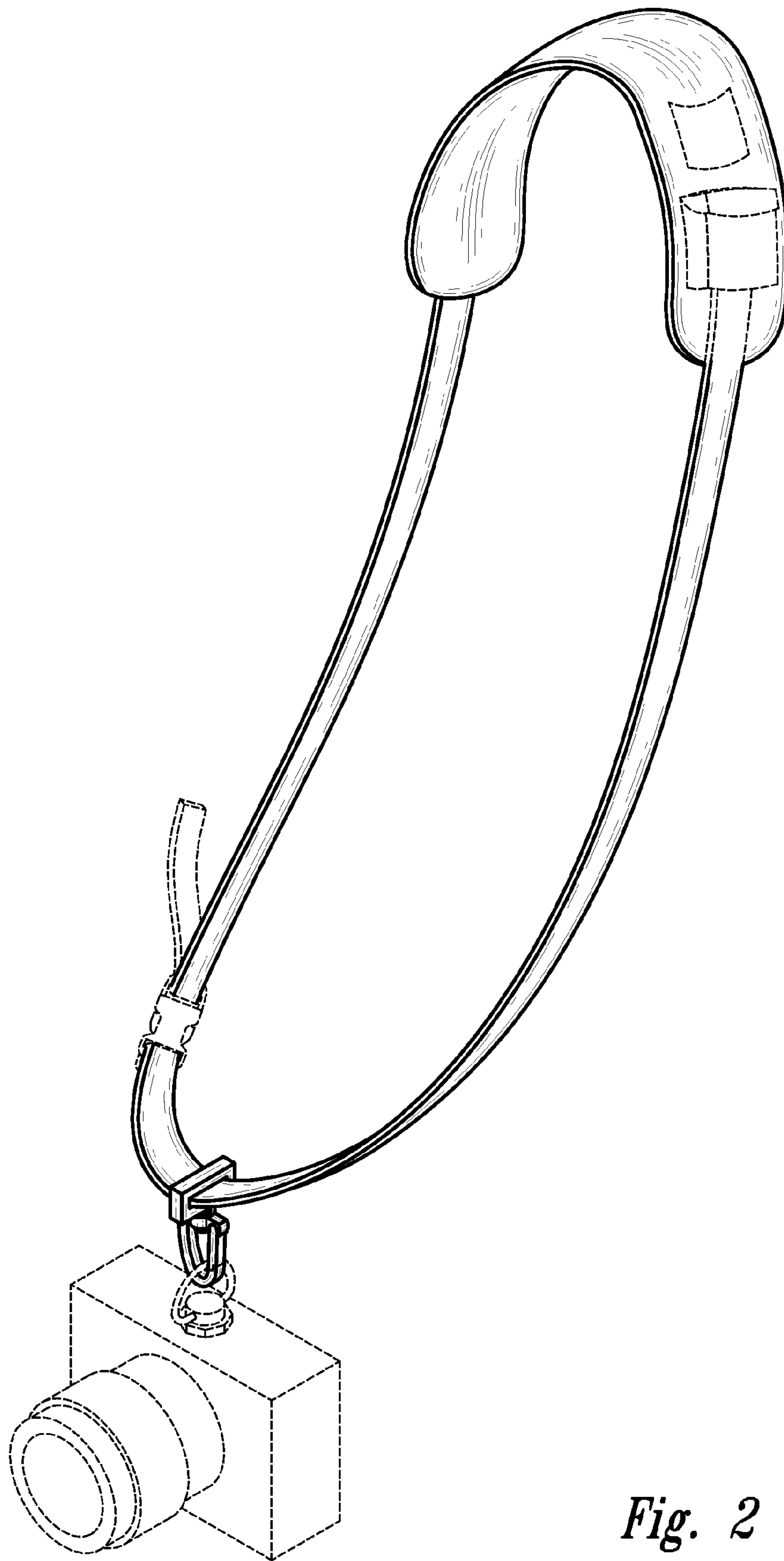


Fig. 2