



US00D623858S

(12) **United States Design Patent**
Chu et al.

(10) **Patent No.:** **US D623,858 S**

(45) **Date of Patent:** **** *Sep. 21, 2010**

(54) **LUGGAGE**

2006/0086628 A1* 4/2006 Deutschendorf et al. . 206/287.1

(75) Inventors: **David Ching Chi Chu**, New York, NY (US); **Peter Chang-Lin Wu**, Franklin Park, NJ (US)

(73) Assignee: **Tumi, Inc.**, South Plainsfield, NJ (US)

(**) Term: **14 Years**

(21) Appl. No.: **29/322,340**

(22) Filed: **Aug. 1, 2008**

(51) **LOC (9) Cl.** **03-01**

(52) **U.S. Cl.** **D3/298; D3/902**

(58) **Field of Classification Search** D3/278,
D3/276, 283–287, 289, 902; 190/100, 103,
190/109, 111–113, 115, 119, 903; 206/279,
206/286–287, 287.1, 289, 291

See application file for complete search history.

(56) **References Cited**

U.S. PATENT DOCUMENTS

| | | | | | | |
|-----------|----|---|---------|----------------------|-------|-----------|
| D267,677 | S | * | 1/1983 | Pelavin | | D3/278 |
| D280,782 | S | * | 10/1985 | Cooper | | D3/278 |
| 4,655,343 | A | * | 4/1987 | Lane et al. | | 206/287.1 |
| D296,956 | S | * | 8/1988 | Cooper | | D3/278 |
| 4,817,791 | A | * | 4/1989 | Adams | | 206/287.1 |
| D320,115 | S | * | 9/1991 | King | | D3/278 |
| D333,913 | S | * | 3/1993 | Tuman | | D3/285 |
| 5,330,049 | A | * | 7/1994 | Bertelsen et al. | | 206/279 |
| 6,296,094 | B1 | * | 10/2001 | Knecht | | 190/107 |
| D499,548 | S | * | 12/2004 | Deutschendorf et al. | | D3/278 |

OTHER PUBLICATIONS

Photographs of various luggage samples from Jun. 2007.
Luggage photographs alleged by Jack Georges to be from 1997 and 1998.

Schlesinger luggage photographs from a 1993 catalog.
Dakota Adventure luggage from a 1998 catalog.

* cited by examiner

Primary Examiner—Philip S Hyder

Assistant Examiner—Roselynn Cody

(74) *Attorney, Agent, or Firm*—Baker Botts L.L.P.

(57) **CLAIM**

The ornamental design for luggage, as shown and described.

DESCRIPTION

FIG. 1 is a perspective view of an embodiment of the luggage.

FIG. 2 is front view of the luggage of FIG. 1.

FIG. 3 is a rear view of the luggage of FIG. 1.

FIG. 4 is left side view of the luggage of FIG. 1.

FIG. 5 is right side view of the luggage of FIG. 1.

FIG. 6 is a top view of the luggage of FIG. 1; and,

FIG. 7 is a bottom view of the luggage of FIG. 1.

Elements of the design which are depicted entirely in broken lines, including zippers and stitching, are illustrative of environment and form no part of the claimed design.

1 Claim, 5 Drawing Sheets

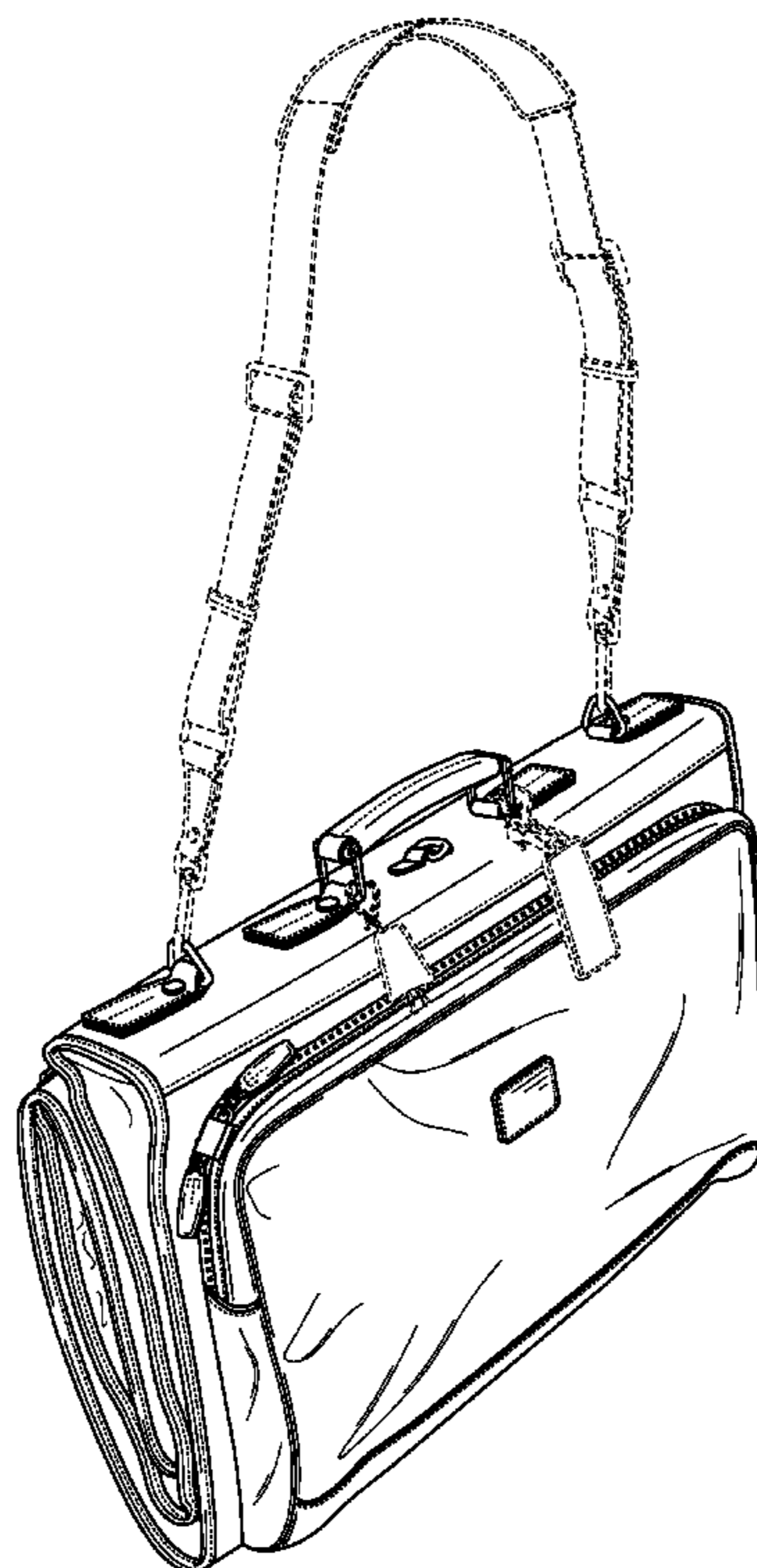




FIG. 1



FIG. 2



FIG. 3

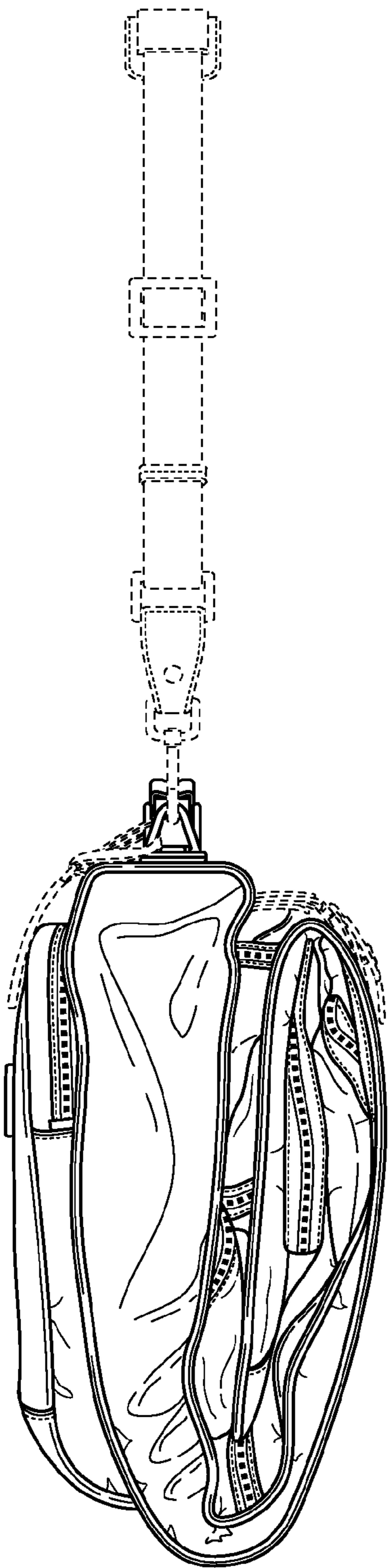


FIG. 4

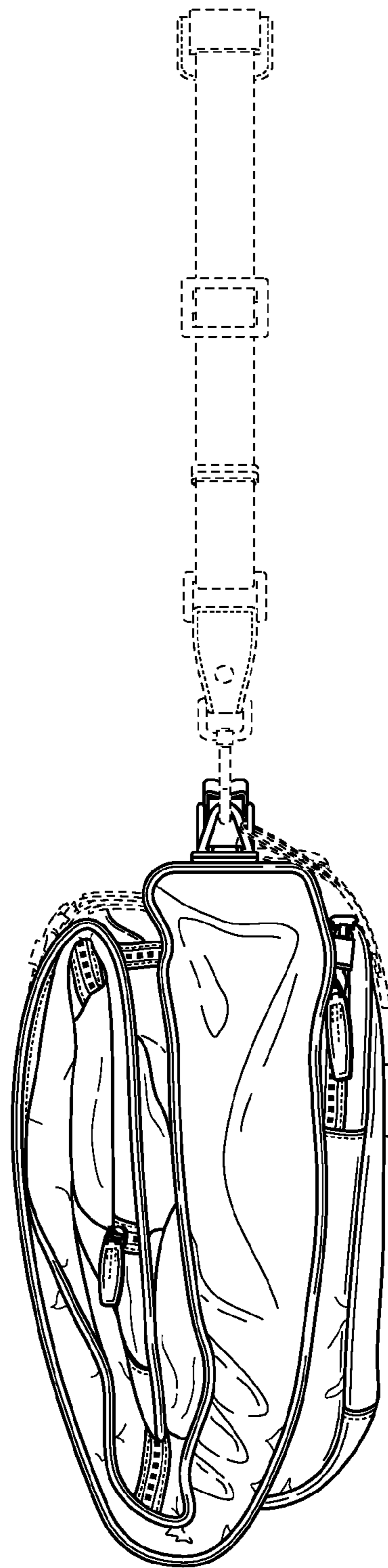


FIG. 5

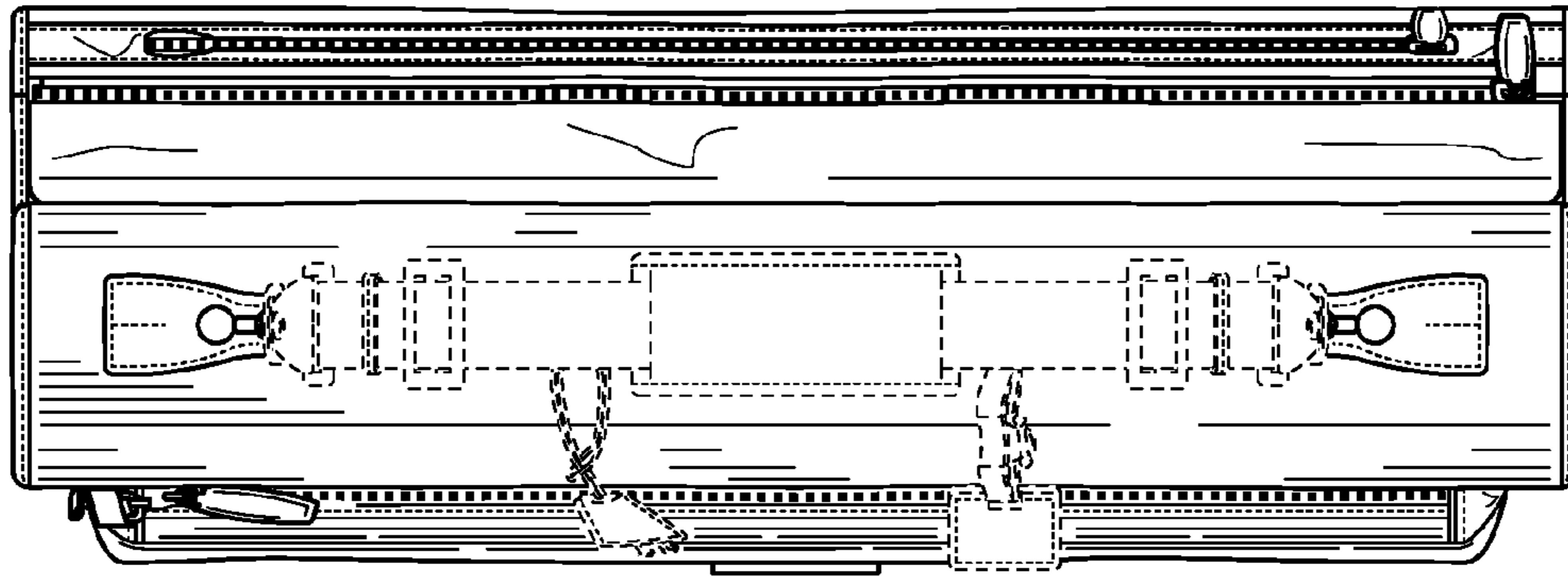


FIG. 6

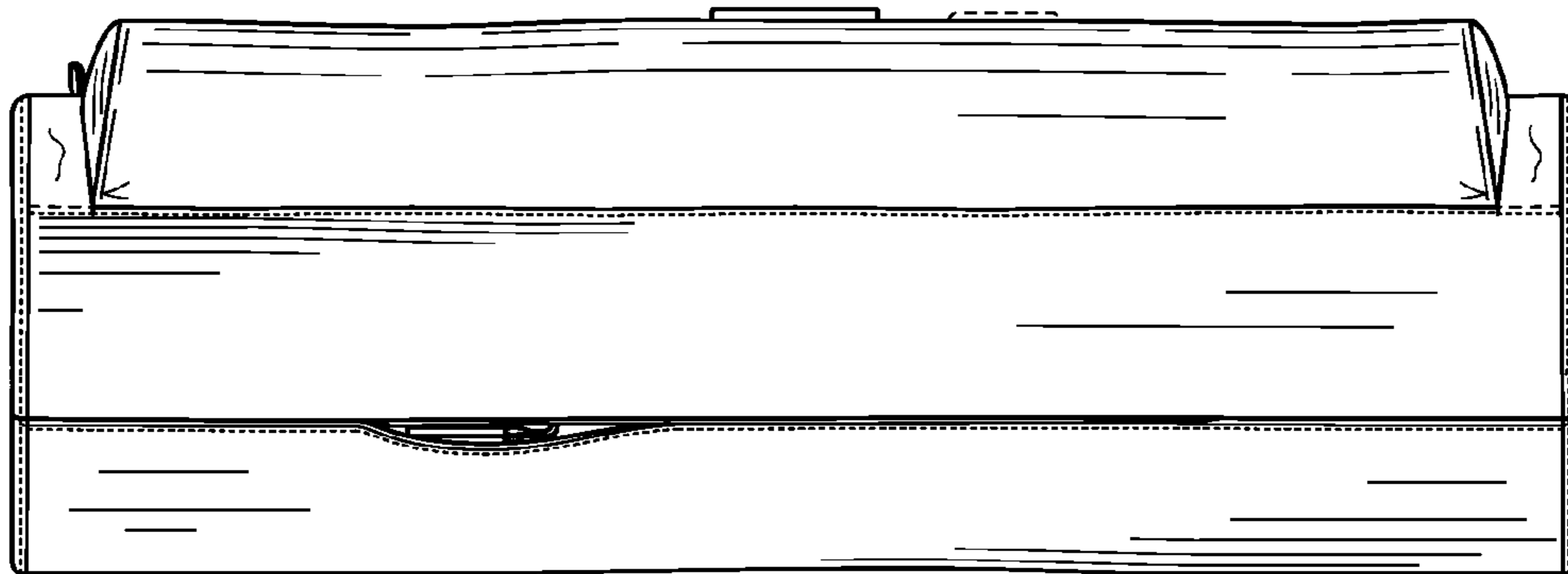


FIG. 7