



US00D623853S

(12) **United States Design Patent**
Yu

(10) **Patent No.:** **US D623,853 S**
(45) **Date of Patent:** **** Sep. 21, 2010**

(54) **SHOPPING BAG**

(57) **CLAIM**

(76) **Inventor:** **Peter Yu**, 2988 Columbia St., Torrance,
CA (US) 90503

The ornamental design for a shopping bag, as shown and described.

(**) **Term:** **14 Years**

DESCRIPTION

(21) **Appl. No.:** **29/344,996**

FIG. 1 is a perspective view of a shopping bag of my new design, showing the front and a side of the shopping bag in its closed position;

(22) **Filed:** **Oct. 7, 2009**

FIG. 2 is a side view of the shopping bag shown in FIG. 1 in its closed position; the opposite side of the view shown in FIG. 2 is a mirror image of the side view shown in FIG. 2;

(51) **LOC (9) Cl.** **03-01**

(52) **U.S. Cl.** **D3/232**

(58) **Field of Classification Search** D3/232-233,
D3/240-246, 318, 324; 150/100, 103-110,
150/113-114, 118-119; 383/2, 43

FIG. 3 is another side view of the shopping bag shown in FIG. 1 in its expanded position; the opposite side of the view shown in FIG. 3 is a mirror image of the side view shown in FIG. 3;

See application file for complete search history.

FIG. 4 is a perspective view of the shopping bag shown in FIG. 1 from the front and one side of the shopping bag in its expanded position;

(56) **References Cited**

U.S. PATENT DOCUMENTS

1,556,352 A 10/1925 Ritter
4,153,146 A 5/1979 Patton et al.
4,244,408 A 1/1981 Shoda

FIG. 5 is another perspective view of the shopping bag shown in FIG. 1 from the front and one side of the shopping bag with the elastic sides expanded to their fullest extent;

(Continued)

FOREIGN PATENT DOCUMENTS

CN 3466138 8/2005

FIG. 6 is a perspective view of the shopping bag shown in FIG. 1 from the rear and one side of the shopping bag in its expanded position;

(Continued)

OTHER PUBLICATIONS

Co-pending U.S. Appl. No. 29/345,000, Peter Yu.

FIG. 7 is another perspective view of the shopping bag shown in FIG. 1 from the rear and one side of the shopping bag with the elastic sides expanded to their fullest extent;

(Continued)

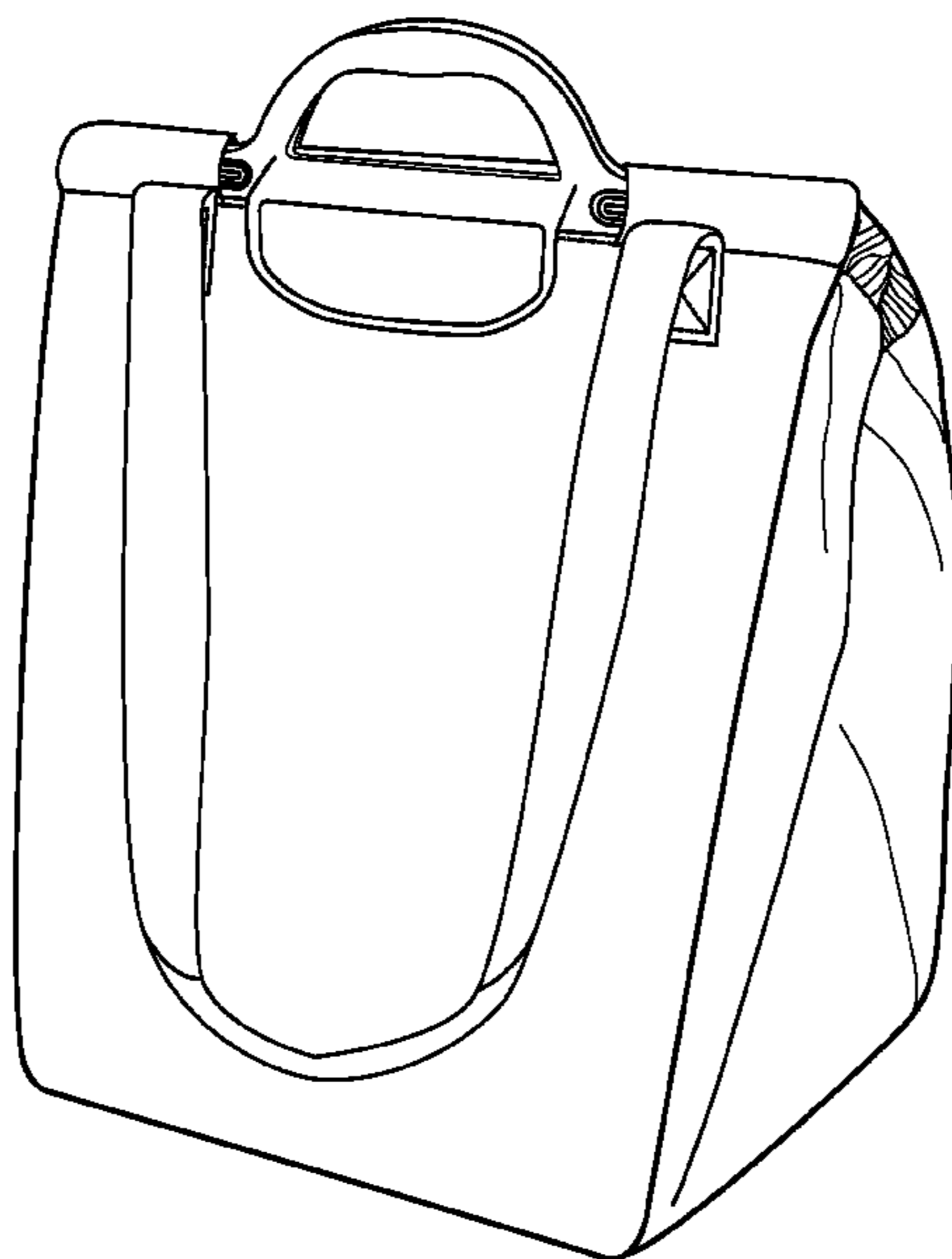
FIG. 8 is a front view of the shopping bag shown in FIG. 1; a rear view of the shopping bag shown in FIG. 1 is a mirror image of the front view shown;

FIG. 9 is a top view of the shopping bag shown in FIG. 1 in its closed position; and,

FIG. 10 is another top view of the shopping bag shown in FIG. 1 with the elastic sides expanded to their fullest extent.

Primary Examiner—Holly H Baynham
(74) *Attorney, Agent, or Firm*—Trojan Law Offices

1 Claim, 10 Drawing Sheets



US D623,853 S

Page 2

U.S. PATENT DOCUMENTS

4,560,096 A 12/1985 Lucas et al.
4,716,947 A * 1/1988 Haddock 150/106
D334,839 S 4/1993 Dancyger
D392,459 S * 3/1998 Jones D3/246
5,988,879 A 11/1999 Bredderman et al.
D422,411 S * 4/2000 Martin D3/303
6,287,002 B1 9/2001 Sherman et al.
D506,060 S 6/2005 Achilles
7,118,276 B2 10/2006 Clark
D596,396 S * 7/2009 McCoy et al. D3/232
D608,518 S * 1/2010 Luebke D34/21
2004/0114836 A1 6/2004 LeClaire
2006/0201979 A1 9/2006 Achilles

FOREIGN PATENT DOCUMENTS

CN ZL 200520107199.4 1/2007

CN ZL 200620129723.2 4/2008
DE GM 7918907 U1 10/1979
DE G 8201173.7 U1 7/1982
DE 29703645 U1 7/1997
EP 0119682 A2 9/1984
EP 0308039 A2 3/1989
EP 0976343 10/2002
EP 1792548 6/2007
JP 2005199353 A 8/2006
WO 2008102108 A2 8/2008

OTHER PUBLICATIONS

Co-pending U.S. Appl. No. 29/350,397, Peter Yu.
Co-pending U.S. Appl. No. 29/350,404, Peter Yu.

* cited by examiner



FIG. 1

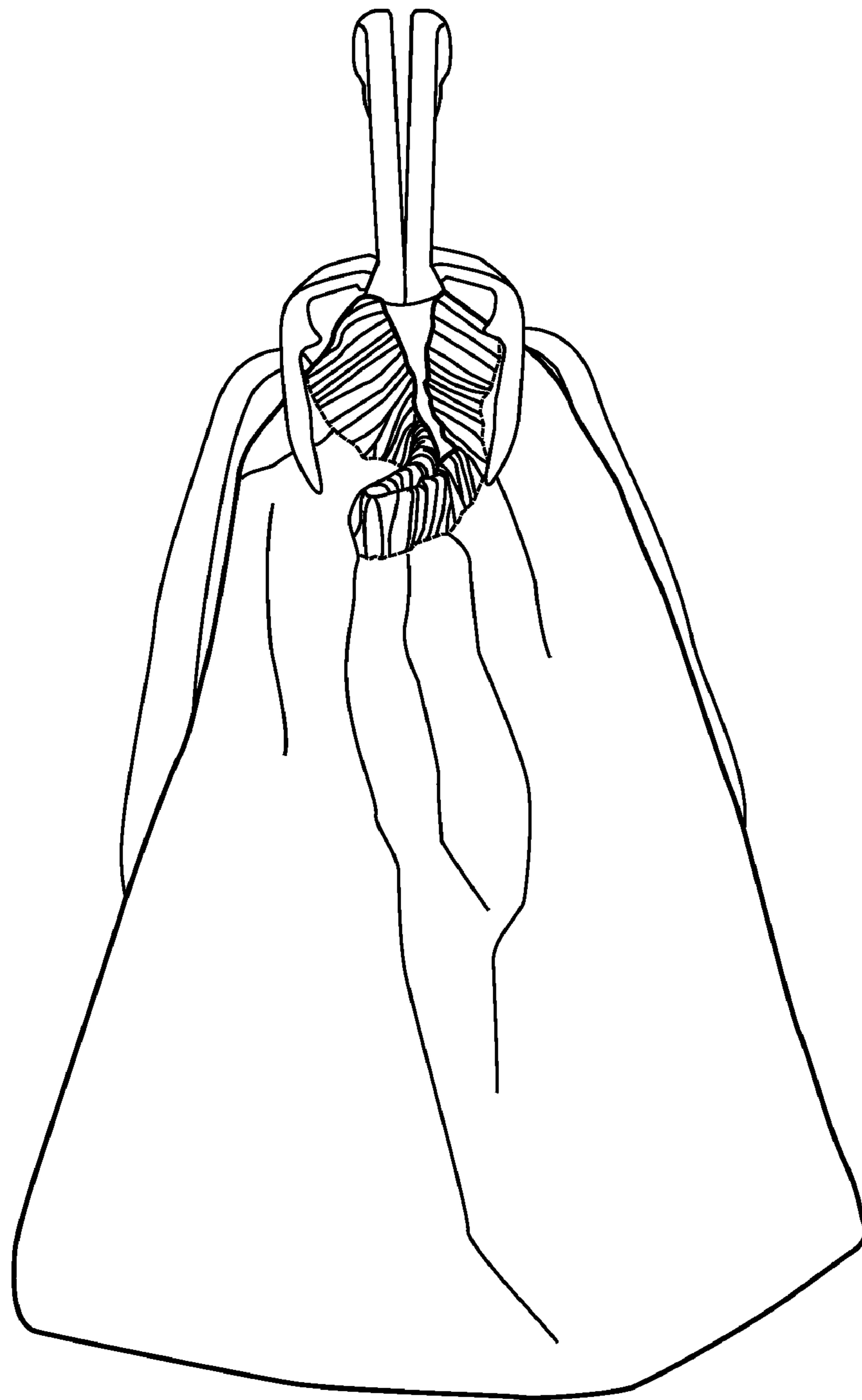


FIG. 2

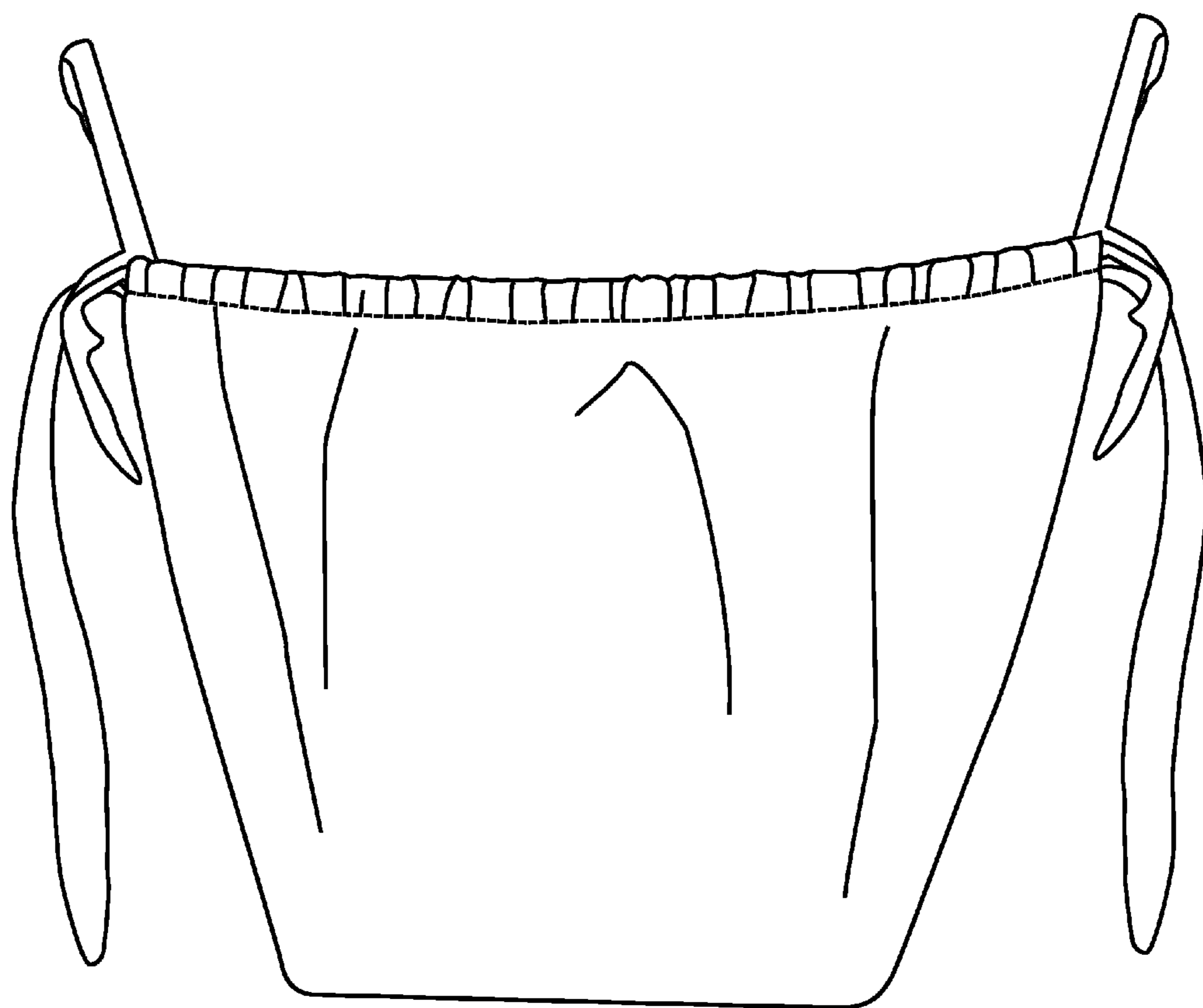


FIG. 3

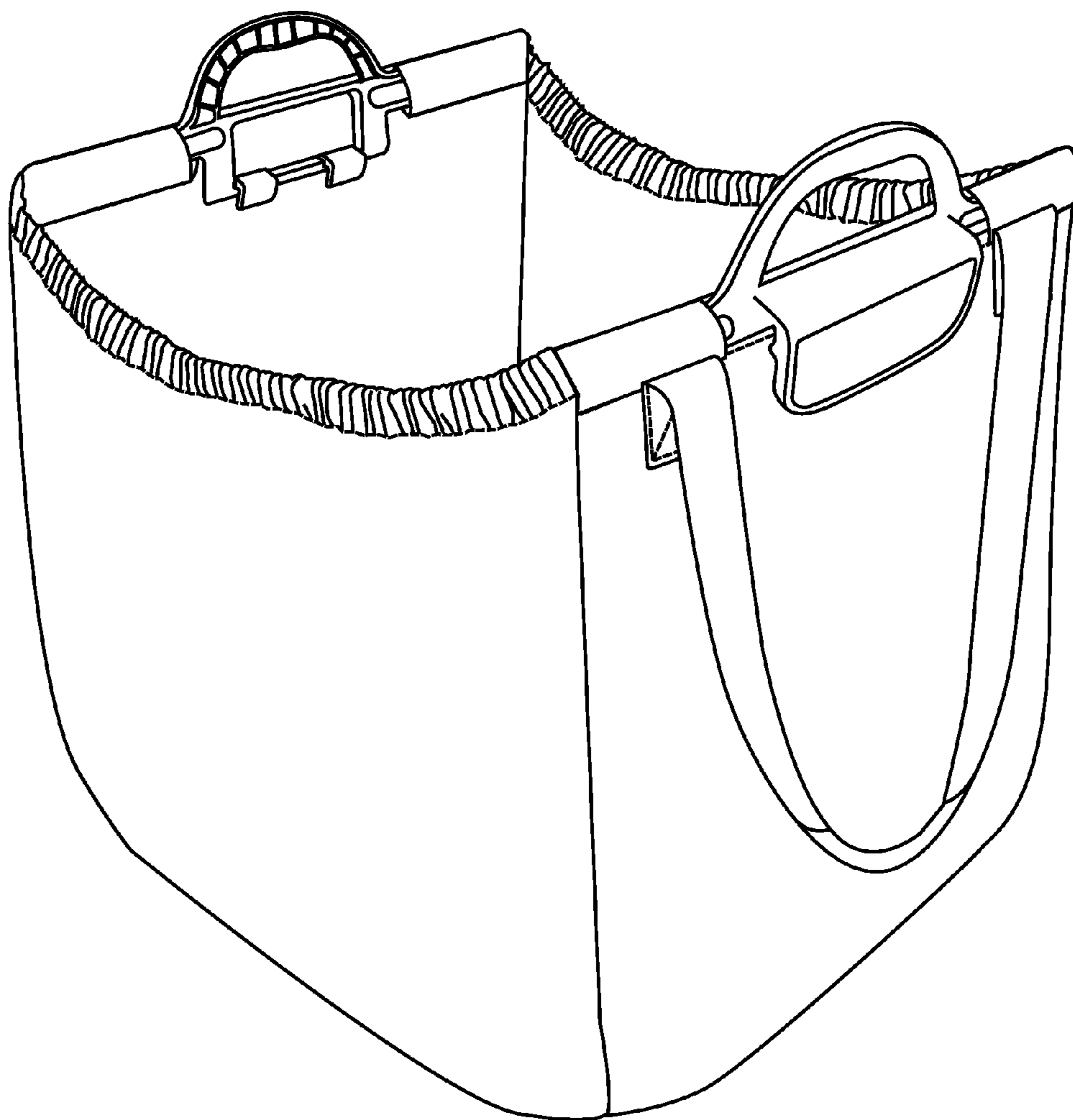


FIG. 4

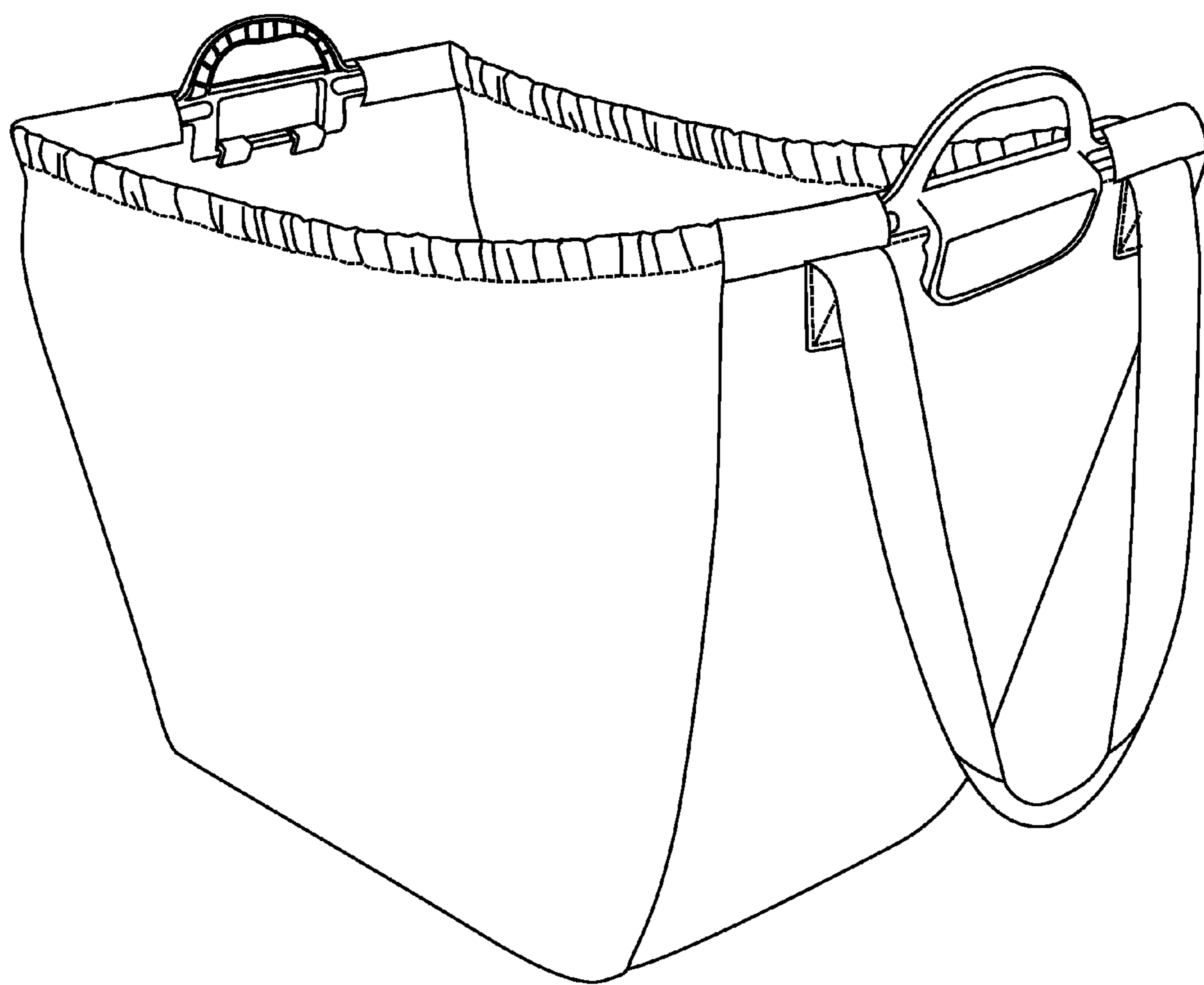


FIG. 5

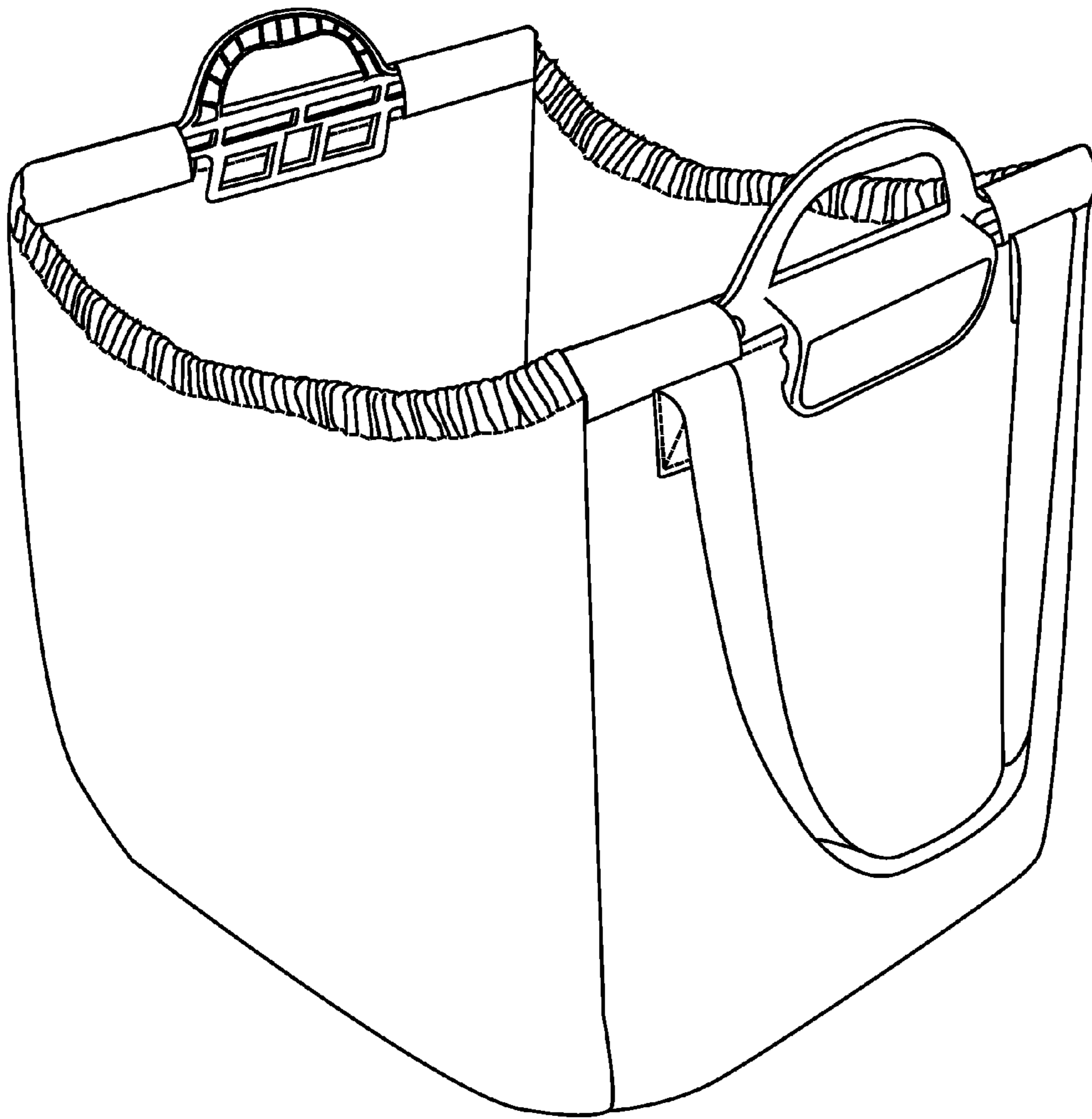


FIG. 6

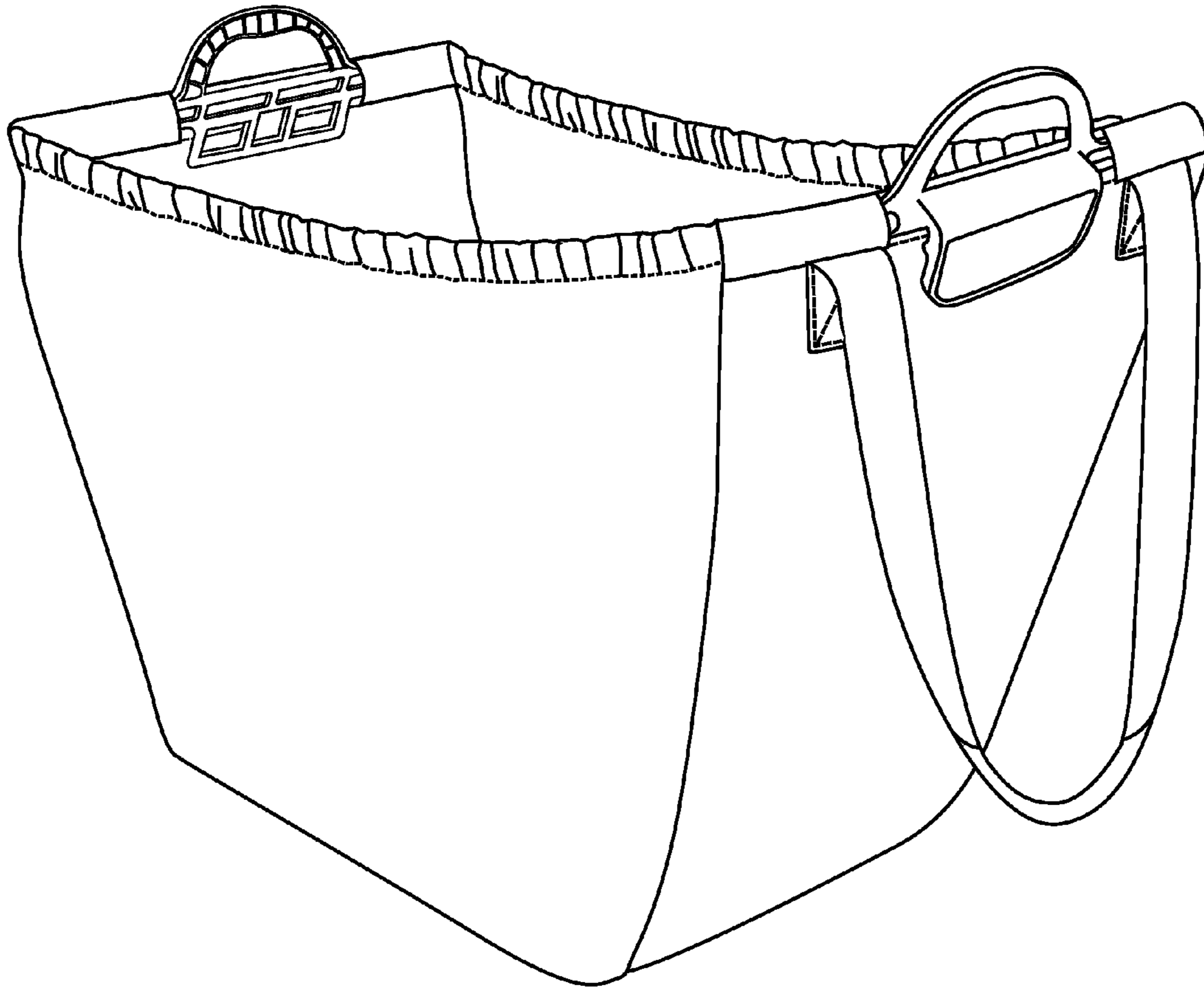


FIG. 7

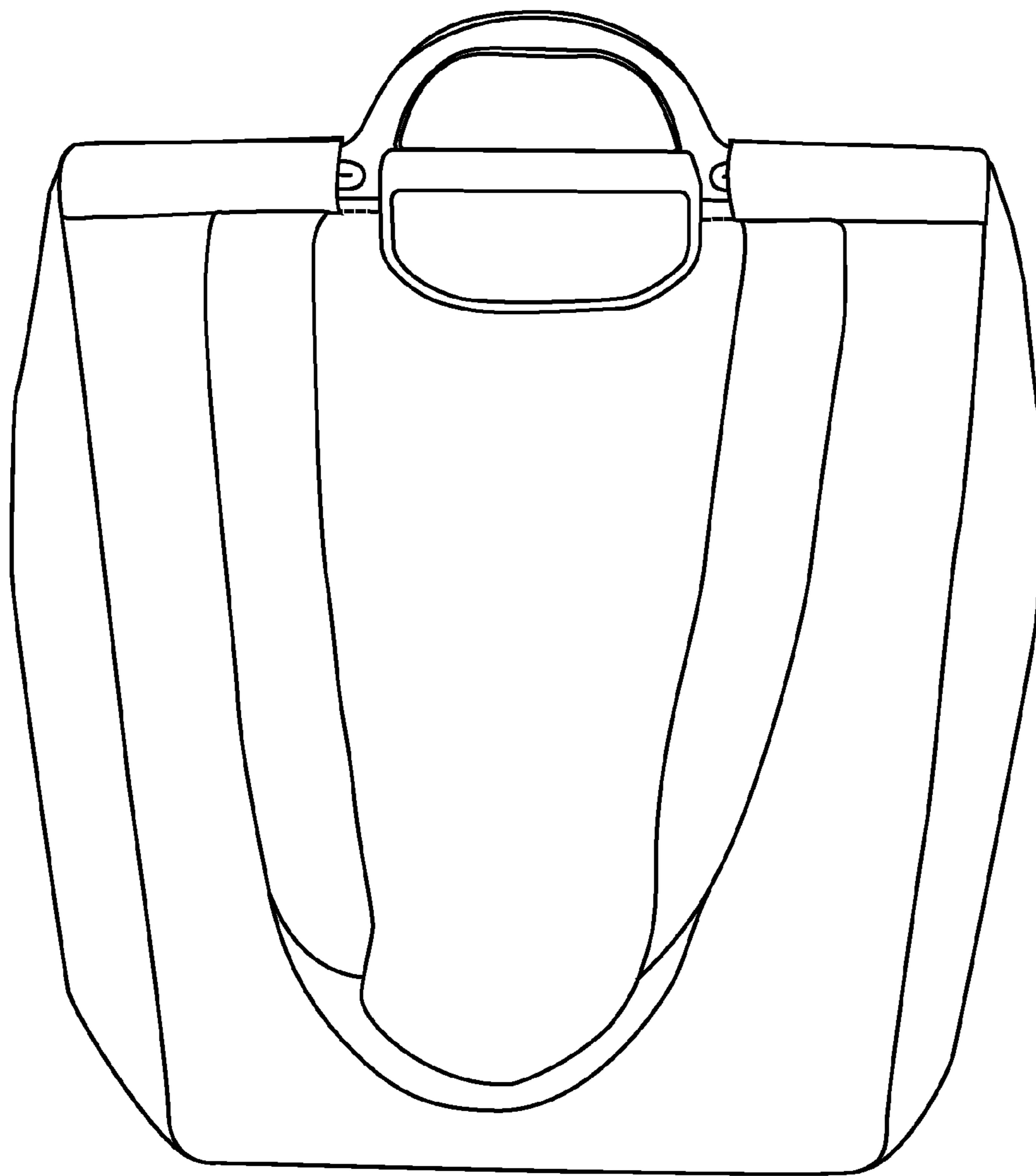


FIG. 8

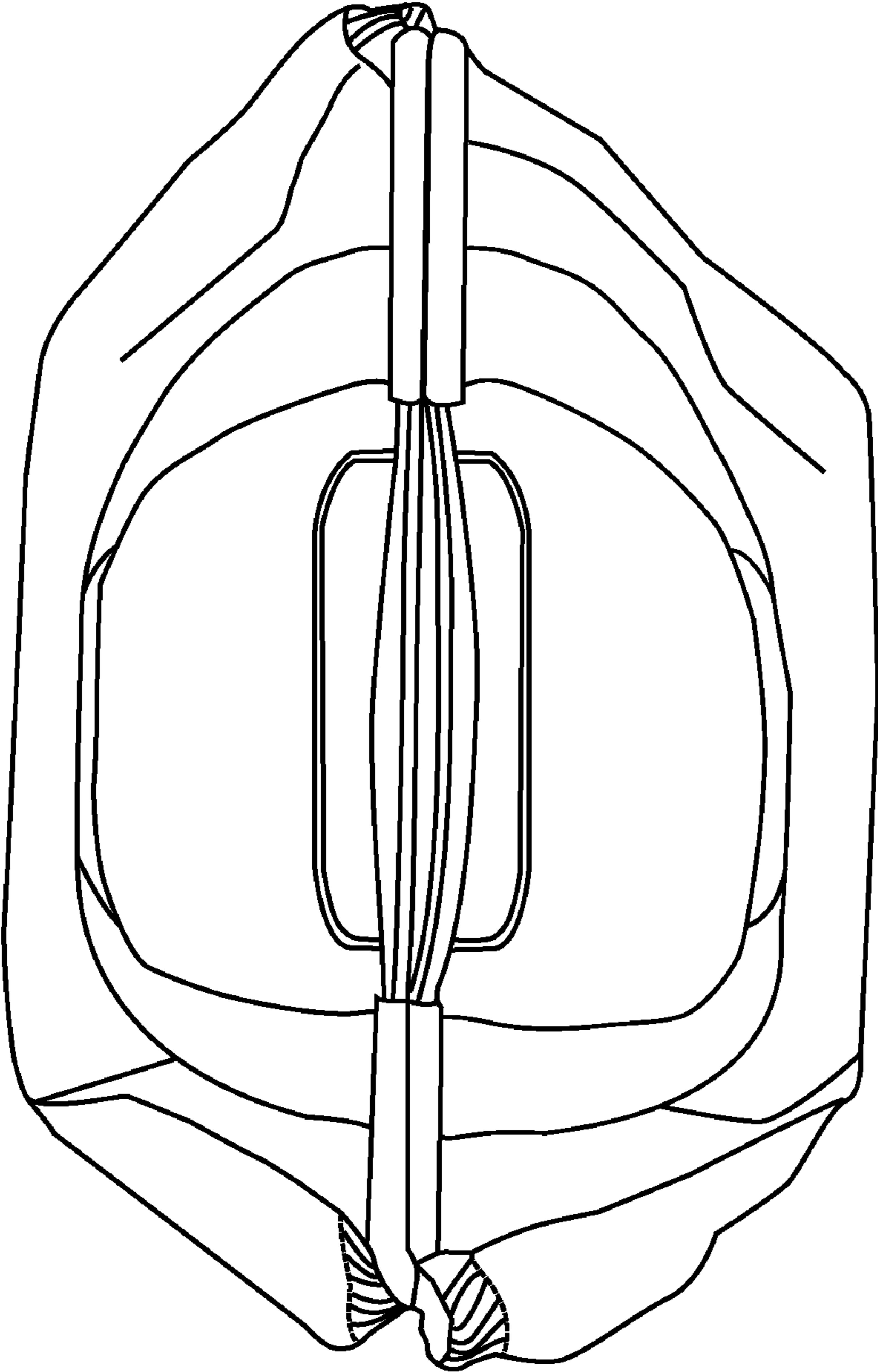


FIG. 9




FIG. 10