



US00D623848S

(12) **United States Design Patent**
Hirvimäki

(10) **Patent No.:** **US D623,848 S**

(45) **Date of Patent:** **** Sep. 21, 2010**

(54) **RETRACTABLE HOLDER**

D392,797 S * 3/1998 Kampe D3/207

(76) Inventor: **Pasi Hirvimäki**, Lentokonetehtaankatu
12 A 15, FT-33900 Tampere (FI)

* cited by examiner

Primary Examiner—Ralf Seifert
(74) *Attorney, Agent, or Firm*—Stites & Harbison PLLC;
Douglas E. Jackson

(**) Term: **14 Years**

(21) Appl. No.: **29/354,357**

(22) Filed: **Jan. 22, 2010**

(57) **CLAIM**

The ornamental design for a retractable holder, as shown and described.

(51) **LOC (9) Cl.** **03-01**

(52) **U.S. Cl.** **D3/207**

(58) **Field of Classification Search** D3/207–212;
D11/31–33, 44, 48–51, 66; 70/456 R, 456 B,
70/457–460; 24/3.6; D13/168; 362/116;
D8/348

DESCRIPTION

FIG. 1 is a perspective front, bottom and left side view showing the new design of a retractable holder according to the present invention; and,

See application file for complete search history.

FIG. 2 is a perspective back, bottom and right side view thereof.

(56) **References Cited**

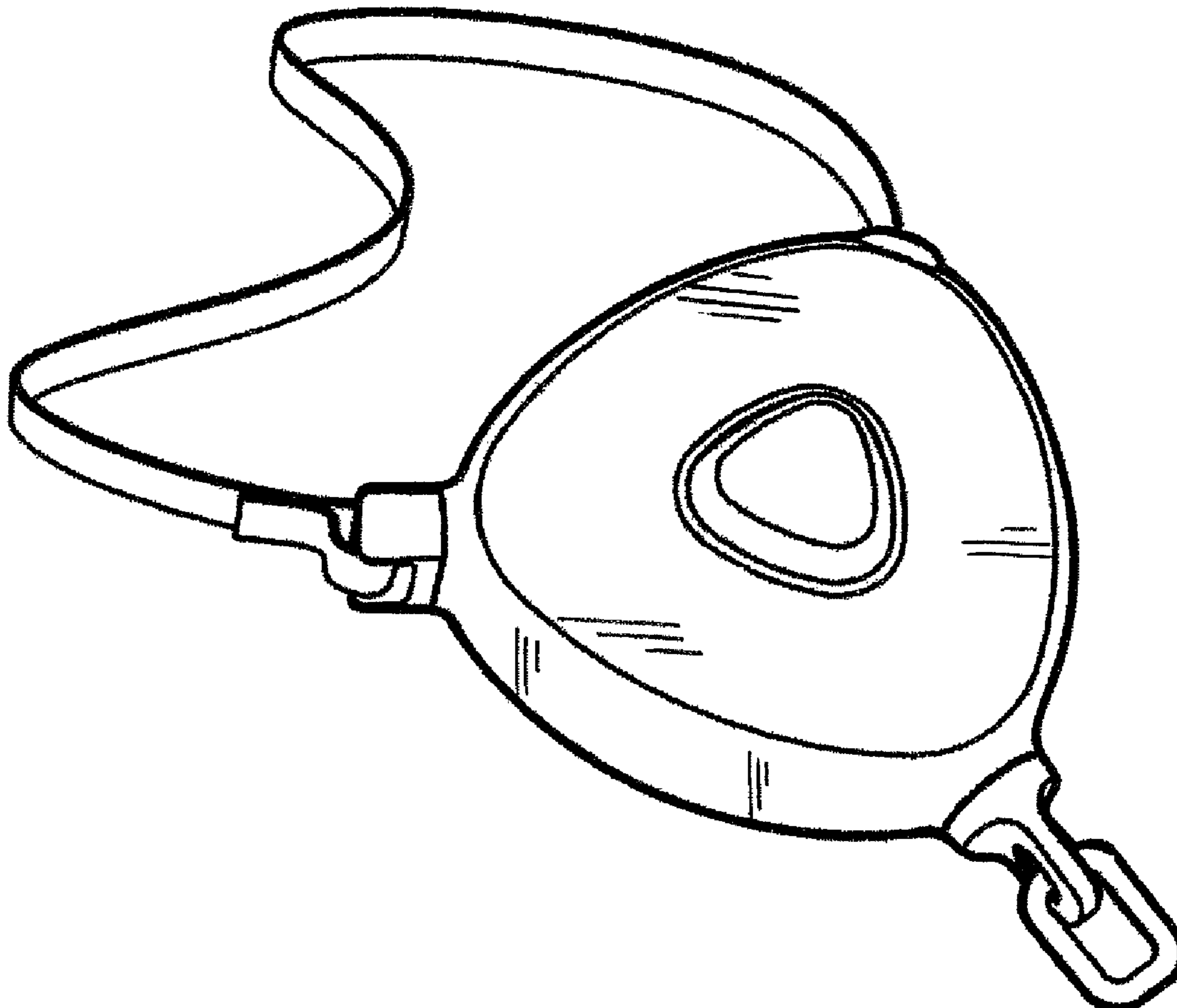
U.S. PATENT DOCUMENTS

D203,672 S *	2/1966	Evans	D3/207
4,881,636 A *	11/1989	Oletzke	206/37.1
D309,373 S *	7/1990	Appelbaum	D3/207
D311,275 S *	10/1990	MacDonald	D3/207
D319,347 S *	8/1991	VanLandingham et al.	...	D3/210
D373,899 S *	9/1996	Huang	D3/207

The top surface has the same configuration as the other two side surfaces shown in FIGS. 1 and 2.

FIG. 1 shows the strap with a retractable portion withdrawn from the body; while FIG. 2 shows the strap with the retractable portion inserted into the body.

1 Claim, 1 Drawing Sheet



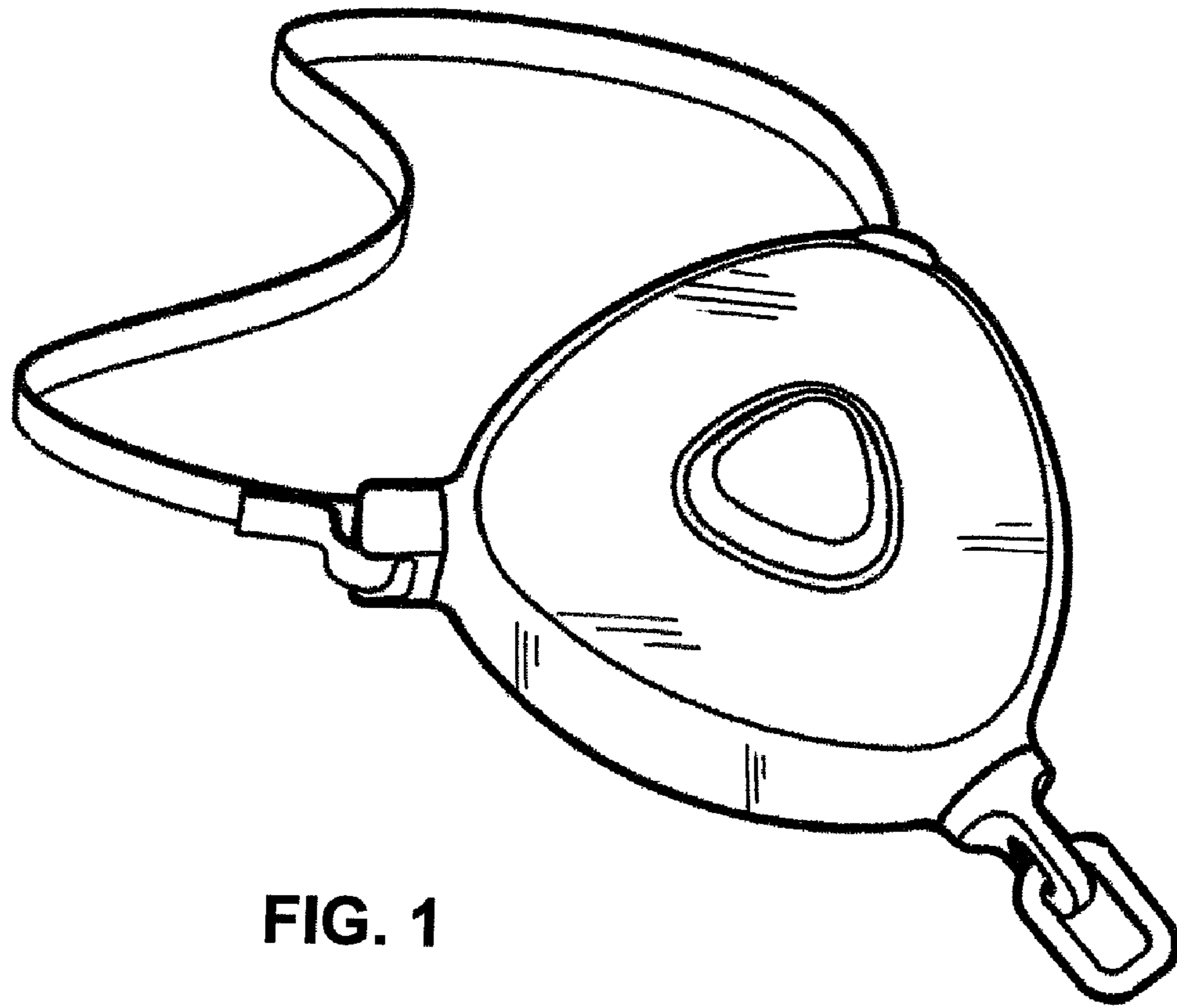


FIG. 1

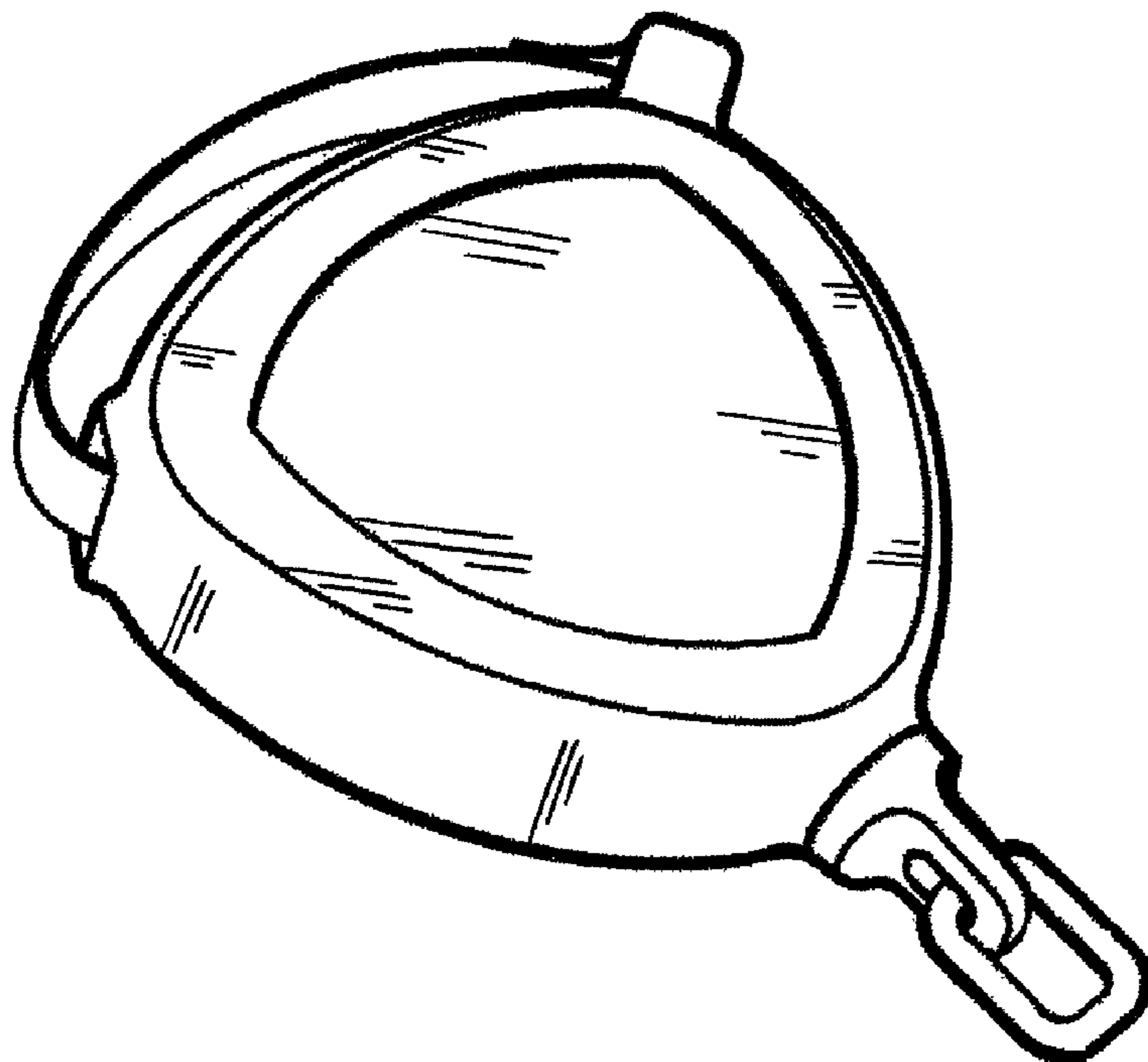


FIG. 2