



US00D623844S

(12) **United States Design Patent**  
**Elder**

(10) **Patent No.:** **US D623,844 S**

(45) **Date of Patent:** **\*\* Sep. 21, 2010**

(54) **SUN AND WEATHER SHELTER**

(76) Inventor: **James Christopher Elder**, 1011  
Magnolia Dr., Carrollton, TX (US)  
75007

(\*\*) Term: **14 Years**

(21) Appl. No.: **29/338,325**

(22) Filed: **Jun. 9, 2009**

(51) **LOC (9) Cl.** ..... **03-03**

(52) **U.S. Cl.** ..... **D3/5**

(58) **Field of Classification Search** ..... D3/5,  
D3/10, 12, 13, 16, 17; 135/15.1, 23, 20.1,  
135/20.3, 25.31, 33.7, 39, 40, 25.01, 21,  
135/16, 44

See application file for complete search history.

(56) **References Cited**

**U.S. PATENT DOCUMENTS**

4,821,353	A	4/1989	Neri	
4,958,652	A	9/1990	Maya	
D390,696	S *	2/1998	Bauman	D3/5
5,979,434	A	11/1999	Bilanzich	
D419,759	S *	2/2000	Goudarzi	D3/5
6,039,063	A *	3/2000	Lin et al.	135/33.7
6,085,768	A	7/2000	Arlotta	
6,138,700	A	10/2000	Stoddart	
6,453,922	B1	9/2002	Dufort	

6,866,053 B2 3/2005 You  
D521,229 S \* 5/2006 Mariano ..... D3/5  
7,240,683 B2 7/2007 Zutich  
7,316,239 B2 1/2008 Yang

\* cited by examiner

*Primary Examiner*—Doris Clark

(74) *Attorney, Agent, or Firm*—Kenneth H. Ohriner; Perkins  
Coie LLP

(57) **CLAIM**

I claim the ornamental design for a sun and weather shelter, as shown.

**DESCRIPTION**

FIG. 1 is a perspective view of the sun and weather shelter of the present invention.

FIG. 2 is another perspective view of the shelter.

FIG. 3 is a top plan view of the shelter.

FIG. 4 is a bottom plan view of the shelter.

FIG. 5 is a front elevation view of the sun and weather shelter.

FIG. 6 is a side elevation view of the sun and weather shelter.

FIG. 7 is a rear elevation view of the sun and weather shelter; and,

FIG. 8 is the opposite side elevation view of the sun and weather shelter.

**1 Claim, 7 Drawing Sheets**





FIG. 1



FIG. 2

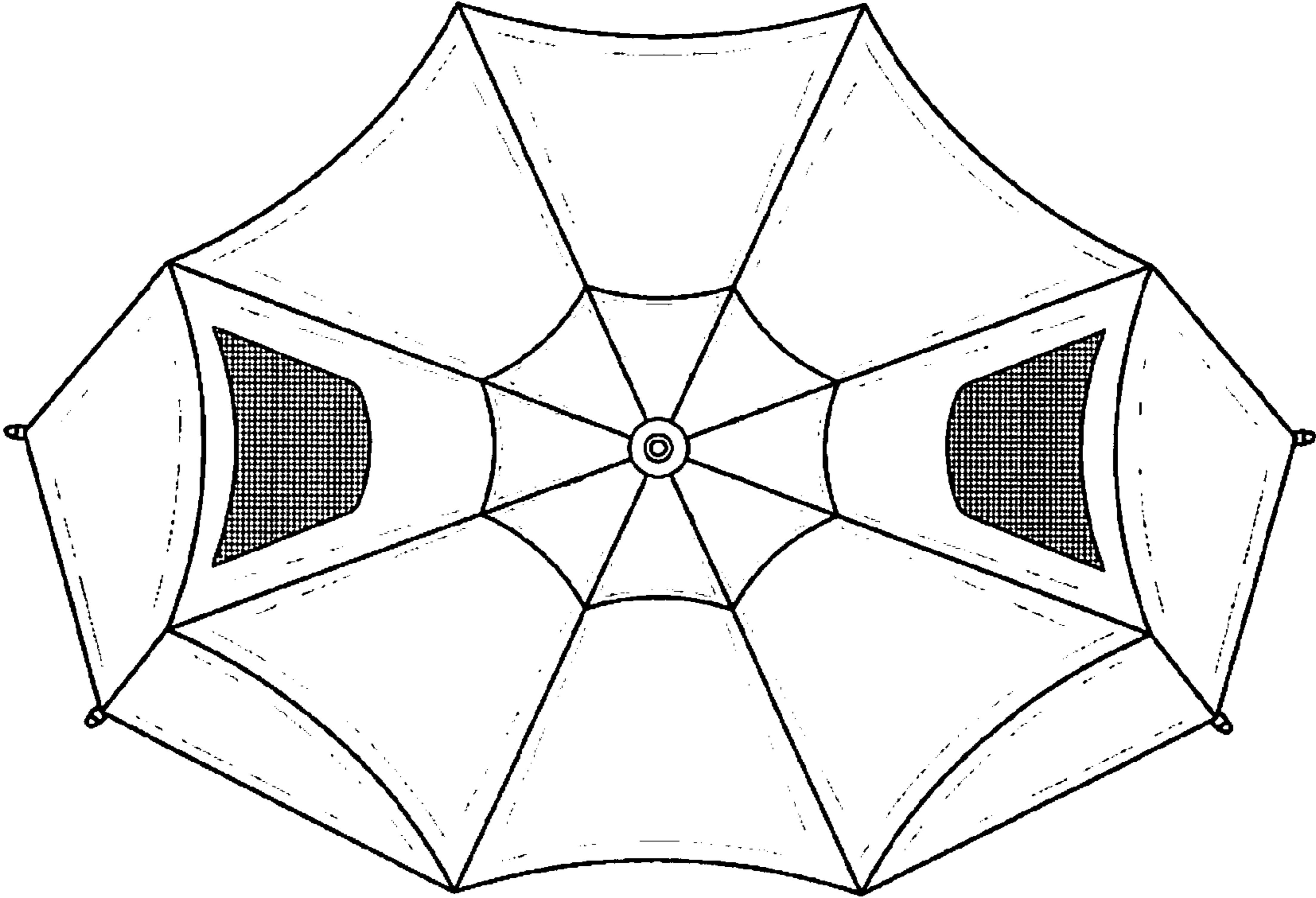


FIG. 3

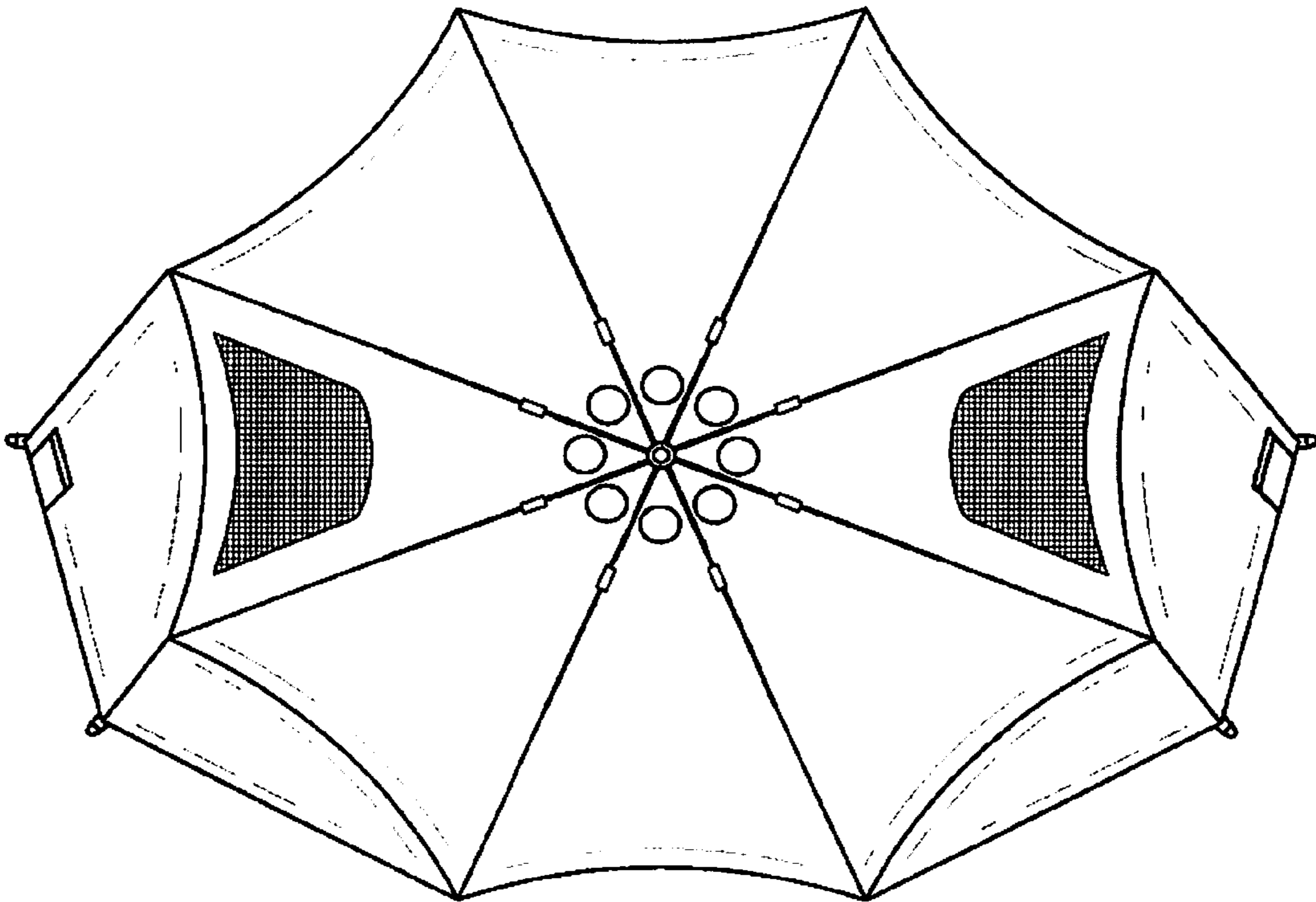


FIG. 4

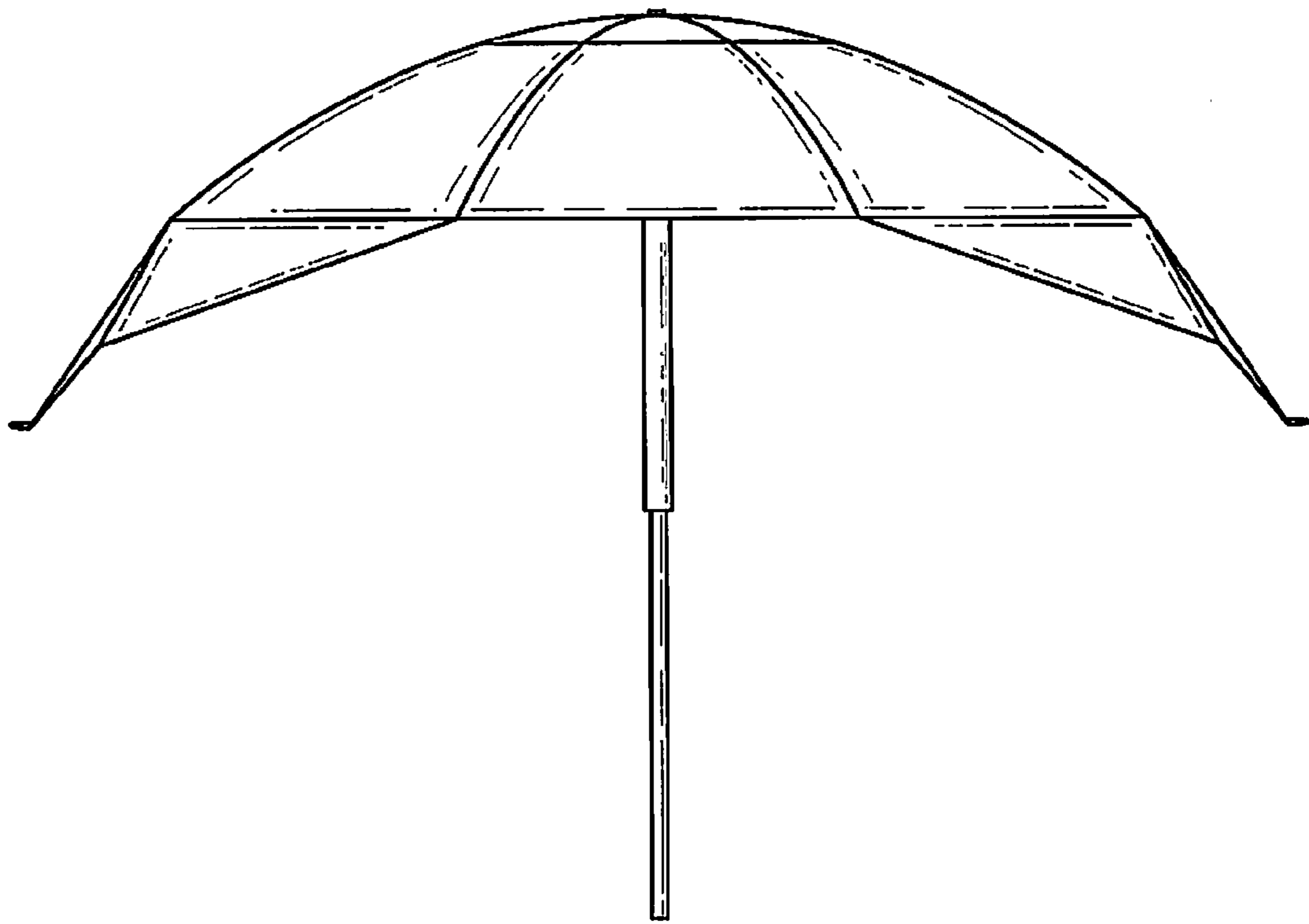


FIG. 5



FIG. 6



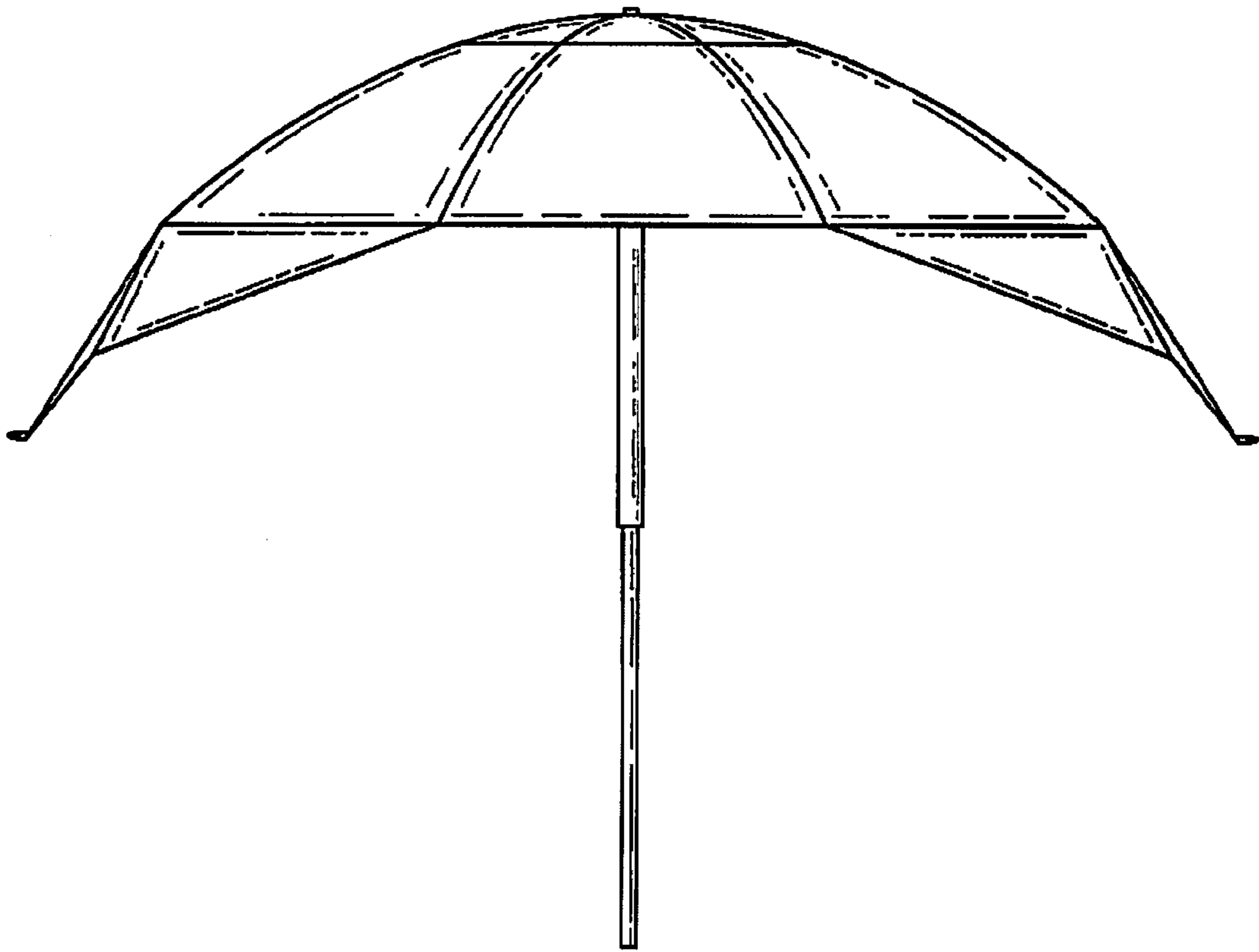


FIG. 7



FIG. 8