



US00D623835S

(12) **United States Design Patent**  
**Tzenos**

(10) **Patent No.:** **US D623,835 S**

(45) **Date of Patent:** **\*\* Sep. 21, 2010**

(54) **SHOE**

(75) Inventor: **Andreas Tzenos**, Toronto (CA)

(73) Assignee: **Strategic Distribution, LP**, Chatsworth, CA (US)

(\*\*) Term: **14 Years**

(21) Appl. No.: **29/331,438**

(22) Filed: **Jan. 26, 2009**

(51) **LOC (9) Cl.** ..... **02-04**

(52) **U.S. Cl.** ..... **D2/947; D2/977**

(58) **Field of Classification Search** ..... D2/902,  
D2/951, 952, 953, 956, 957, 959, 960, 961,  
D2/977, 947; 36/3 B, 22 R, 25 R, 28, 59 C  
See application file for complete search history.

(56) **References Cited**

**U.S. PATENT DOCUMENTS**

D141,871 S *	7/1945	Braun	.....	D2/950
D255,841 S *	7/1980	Goldman	.....	D2/950
D270,964 S *	10/1983	Archibald	.....	D2/914
D351,277 S *	10/1994	Aveni et al.	.....	D2/977
D355,755 S *	2/1995	Kilgore	.....	D2/964
D373,674 S *	9/1996	Dolinsky	.....	D2/956
D375,619 S *	11/1996	Backus et al.	.....	D2/977
D386,290 S *	11/1997	Passke et al.	.....	D2/961
D387,547 S *	12/1997	Seydel et al.	.....	D2/961
D393,340 S *	4/1998	Doxey	.....	D2/947
D408,121 S *	4/1999	Belfanti	.....	D2/961

D409,363 S *	5/1999	Belfanti	.....	D2/961
D421,830 S *	3/2000	Rohrbach et al.	.....	D2/947
D428,689 S *	8/2000	Guiotto et al.	.....	D2/961
D431,896 S *	10/2000	Belfanti	.....	D2/961
D442,767 S *	5/2001	Della Valle	.....	D2/954
D499,247 S *	12/2004	Wahoske et al.	.....	D2/972
D500,585 S *	1/2005	Wahoske et al.	.....	D2/972
D522,230 S *	6/2006	Young	.....	D2/977
D561,435 S *	2/2008	McClaskie	.....	D2/956
D563,083 S *	3/2008	Corbi Rico	.....	D2/947
D571,987 S *	7/2008	Della Valle	.....	D2/954

\* cited by examiner

*Primary Examiner*—Celia A Murphy

(74) *Attorney, Agent, or Firm*—Blakely Sokoloff Taylor & Zafman LLP

(57) **CLAIM**

The ornamental design for a shoe, as shown and described.

**DESCRIPTION**

FIG. 1 is a perspective view of a shoe showing my new design;

FIG. 2 is a front view thereof;

FIG. 3 is a rear view thereof;

FIG. 4 is a left side elevation view thereof;

FIG. 5 is a right side elevation view thereof;

FIG. 6 is a top view thereof; and,

FIG. 7 is a bottom view thereof.

**1 Claim, 4 Drawing Sheets**






FIG. 1




FIG. 2

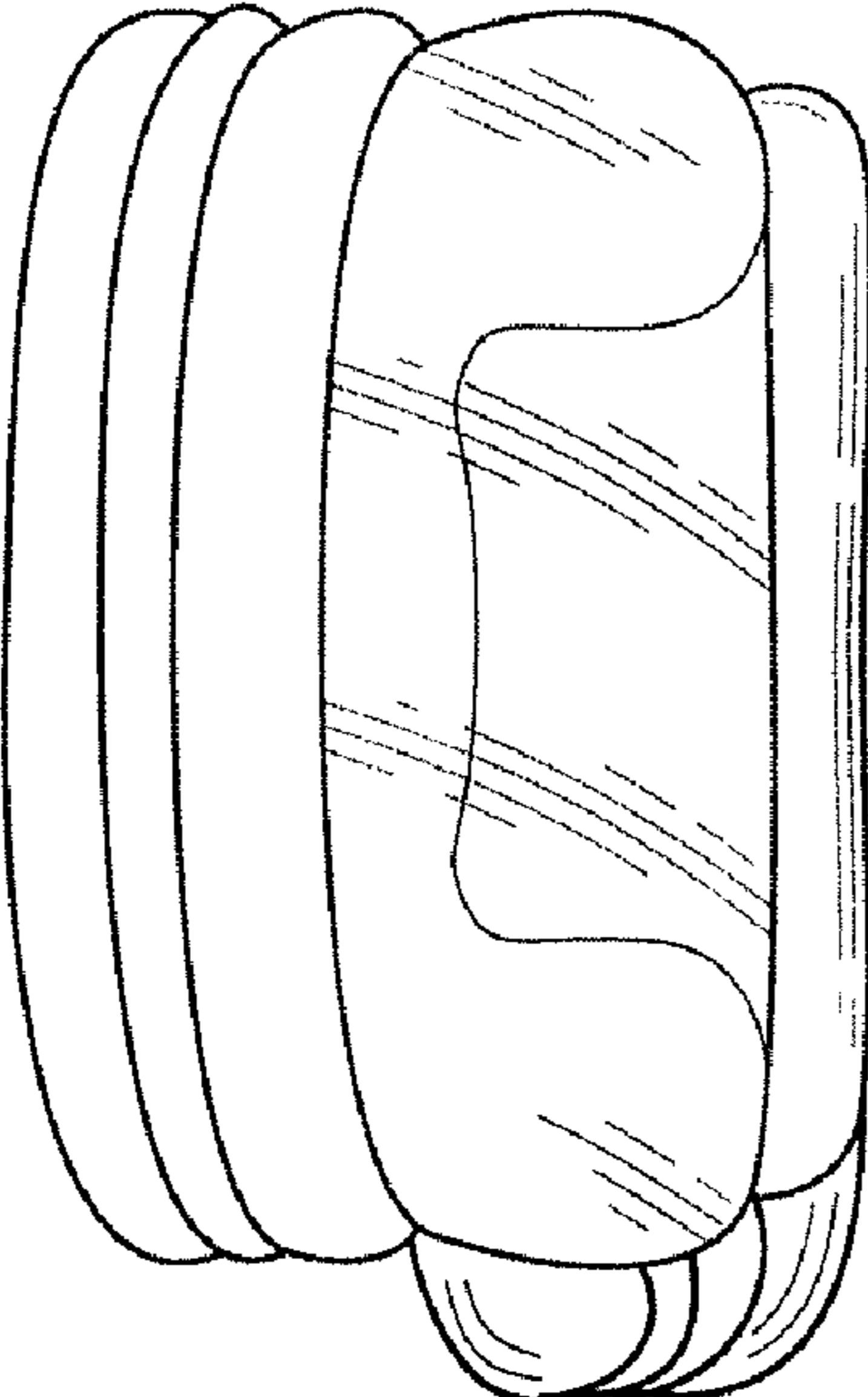


FIG. 3

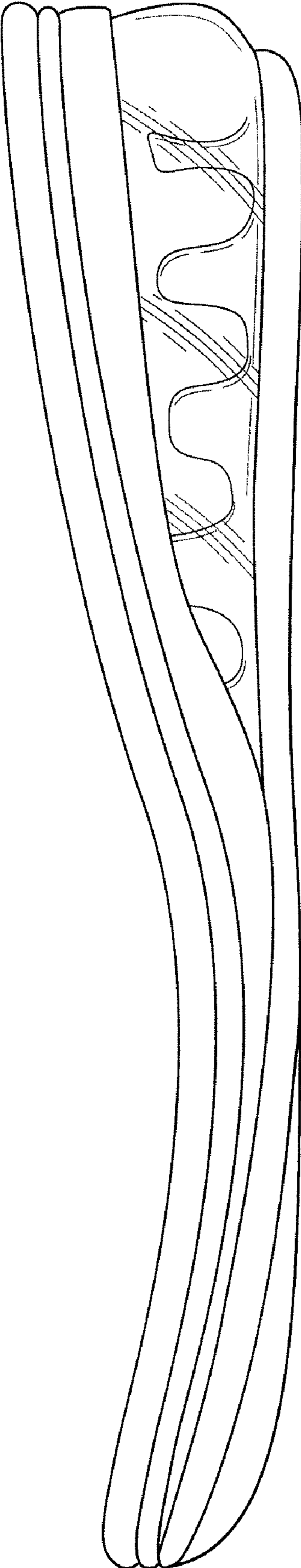


FIG. 4

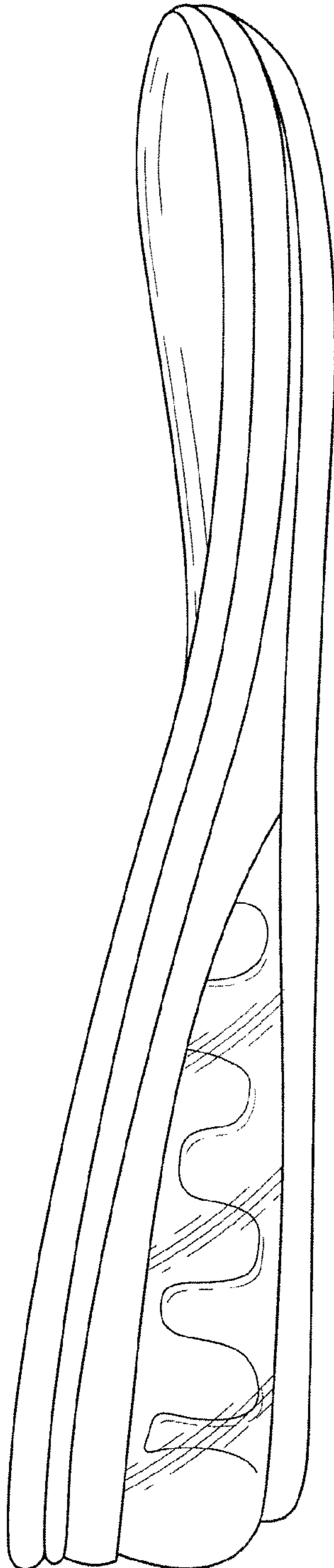


FIG. 5

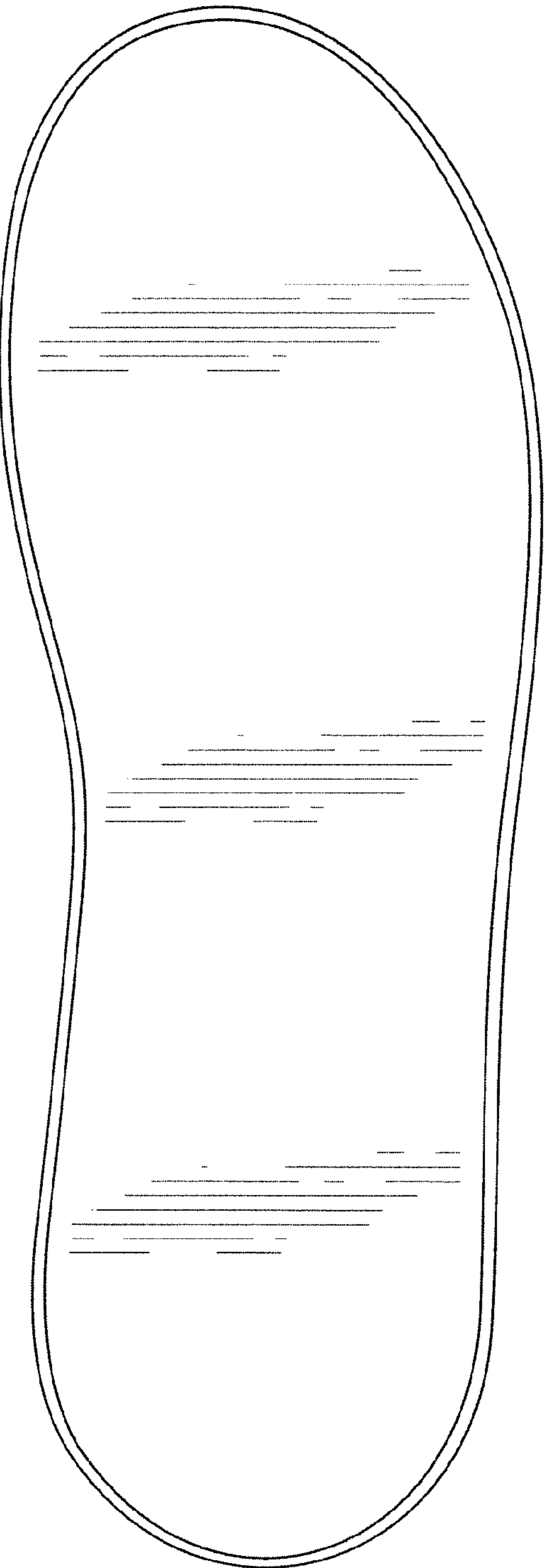
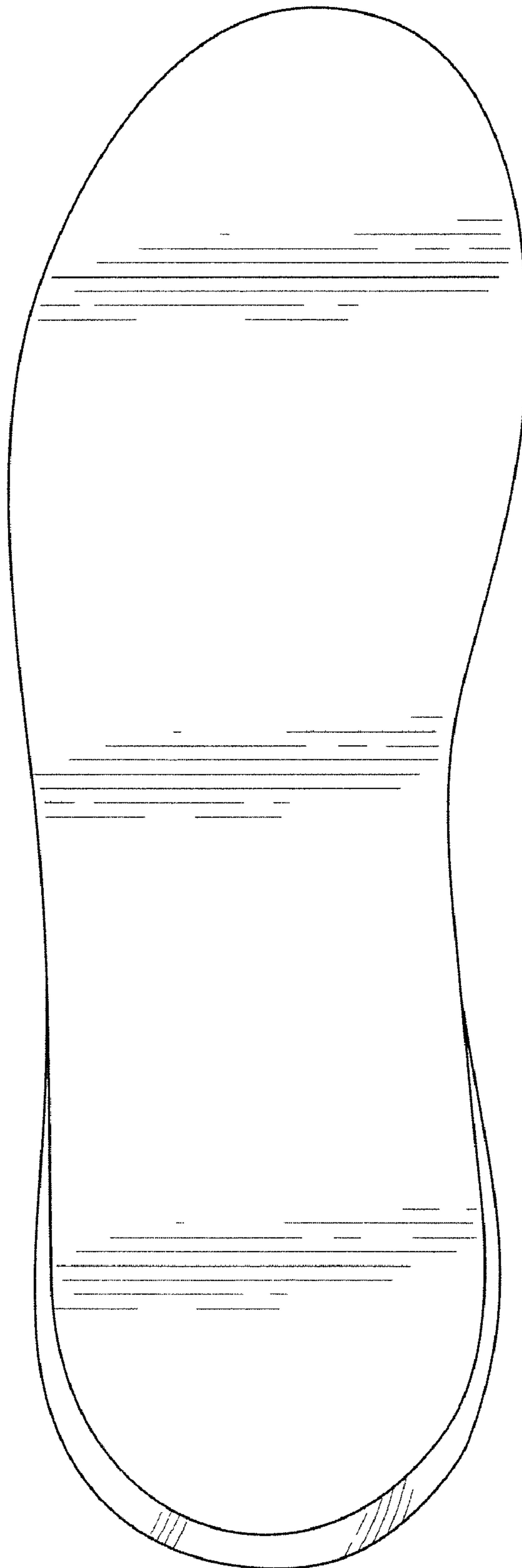


FIG. 6



**FIG. 7**